

CCIE Collaboration (<http://labs.ine.com/workbook/toc/ccie-collaboration>) » Unity Connection

Configuring Users for VoiceMail Boxes in Cisco Unity Connection for Site B

« [Configuring Users for VoiceMail Boxes in Cisco Unity Connection \(/workbook/view/ccie-collaboration/task/configuring-users-for-voicemail-boxes-in-cisco-unity-connection-MzA3Ng%3D%3D\)](#) | [InterSite VoiceMail between HQ/SiteB/SiteC \(/workbook/view/ccie-collaboration/task/intersite-voicemail-between-hq-siteb-sitec-MzA3OA%3D%3D\)](#) »

Last updated: November 13, 2017

CONTENTS

Tasks

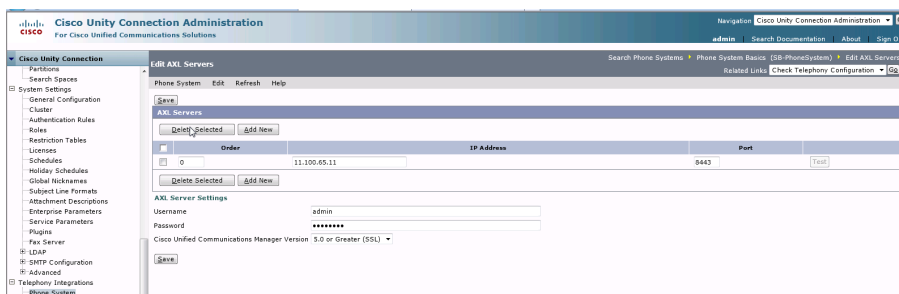
- Import users from Site B Callmanager and set the PIN to 12345
- Verify you can leave and retrieve messages, and that MWI works.

Configuration: [Click to collapse](#)

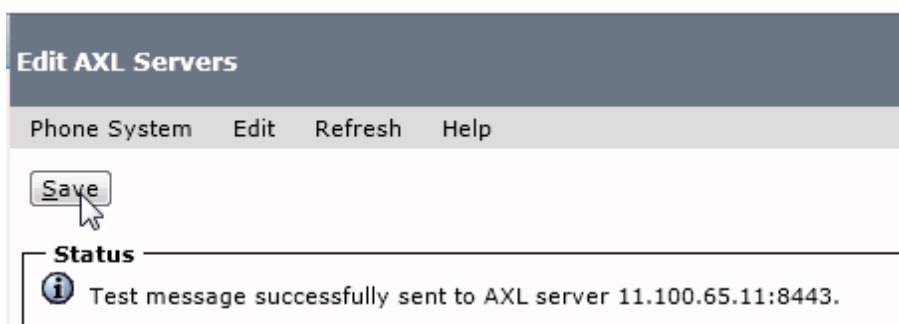
HQ Unity Connection

Telephony Integrations > Phone System (Go to SB-PhoneSystem)

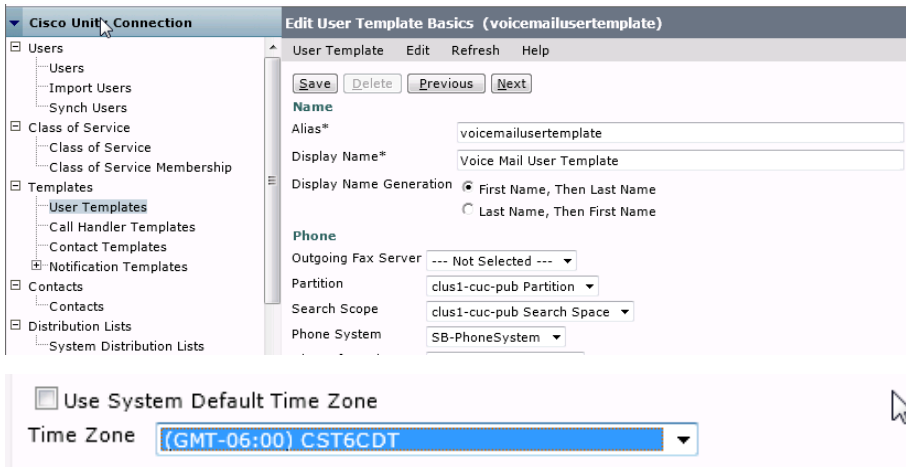
Edit > Cisco Unified Communications Manager AXL Servers



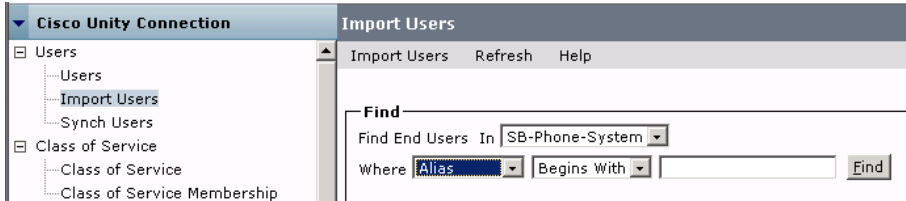
Test AXL



Templates > User Templates (Go to voicemailusertemplate)



Users > Import Users (Click Find and Import the User)



On R2 Gateway

```
dial-peer voice 3000 voip
dtmf-relay h245-signal h245-alphanumeric
```

DELETE THE EXISTING TRADITIONAL TRANSCODER ON R2 AND CREATE UNIVERSAL TRANSCODER

```
dspfarm profile 1 transcode universal
  codec ilbc
  codec g729br8
  codec g729r8
  codec g711ulaw
  codec g711alaw
  codec g729ar8
  codec g729abr8
  maximum sessions 3
  associate application SCCP
!
no sccp
sccp
```

Note:

The Universal Transcoder will not be invoked on R2 as it is set to Device Pool **DP-H323** and if you take traces you would see Resource Unavailable (47 Cause code)

On SiteB Publisher

Media Resources > Transcoder

Transcoder Configuration

Save Delete Copy Reset Apply Config Add New

Transcoder Information

Transcoder: SBXcode (SBXcode)

Registration Registered with Cisco Unified Communications Manager 11.100.65.11

IP Address 11.11.11.2

IPv6 Address 0000:0000:0000:0000:0000:0000:0000:0000

IOS Transcoder Info

Transcoder Type* Cisco IOS Enhanced Media Termination Point

Description SBXcode

Device Name* SBXcode

Device Pool* DP-Phones

CONTENTS

Verification

From all phones call SiteB Phone 1 leave voicemail and ensure dtmf also works

Wait for VoiceMail timeout and make sure you hear SiteB Phone 1 being mentioned.

Leave a voicemail message, check that MWI light comes on and retrieve voicemail message.

« [Configuring Users for VoiceMail Boxes in Cisco Unity Connection \(/workbook/view/ccie-collaboration/task/configuring-users-for-voicemail-boxes-in-cisco-unity-connection-MzA3Ng%3D%3D\)](#) | [InterSite VoiceMail between HQ/SiteB/SiteC \(/workbook/view/ccie-collaboration/task/intersite-voicemail-between-hq-siteb-sitec-MzA3OA%3D%3D\)](#) »