

# Disk Encryption using Veracrypt

@mmar

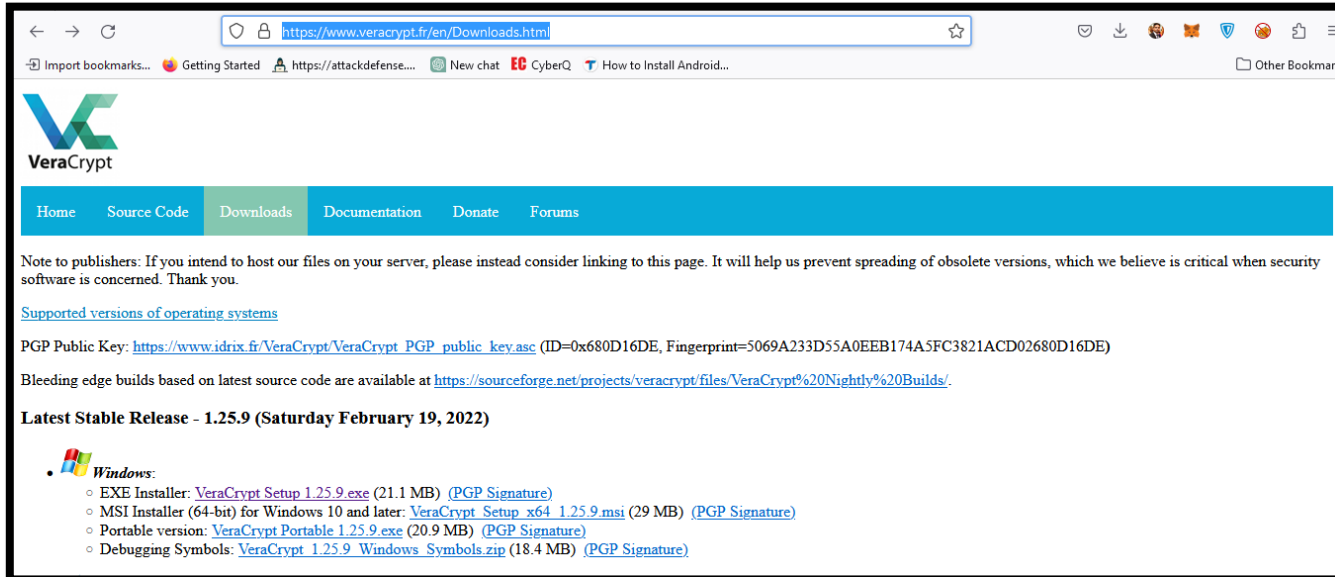


**VeraCrypt is a free open source disk encryption software for Windows, Mac OSX and Linux. It can be used to create an encrypted container**

# Step- 1

❖ Download Veracrypt from official website and install it

<https://www.veracrypt.fr/en/Downloads.html>



The screenshot shows a web browser displaying the Veracrypt website's Downloads page. The browser's address bar shows the URL <https://www.veracrypt.fr/en/Downloads.html>. The website's navigation menu includes Home, Source Code, Downloads (which is highlighted), Documentation, Donate, and Forums. Below the navigation menu, there is a note to publishers, a link to supported operating systems, a PGP Public Key, and a link to bleeding edge builds. The latest stable release is 1.25.9, dated Saturday February 19, 2022. Under the Windows section, there are links for EXE Installer, MSI Installer, Portable version, and Debugging Symbols.

Veracrypt

Home Source Code Downloads Documentation Donate Forums


Note to publishers: If you intend to host our files on your server, please instead consider linking to this page. It will help us prevent spreading of obsolete versions, which we believe is critical when security software is concerned. Thank you.

[Supported versions of operating systems](#)

PGP Public Key: [https://www.idrix.fr/Veracrypt/Veracrypt\\_PGP\\_public\\_key.asc](https://www.idrix.fr/Veracrypt/Veracrypt_PGP_public_key.asc) (ID=0x680D16DE, Fingerprint=5069A233D55A0EEB174A5FC3821ACD02680D16DE)

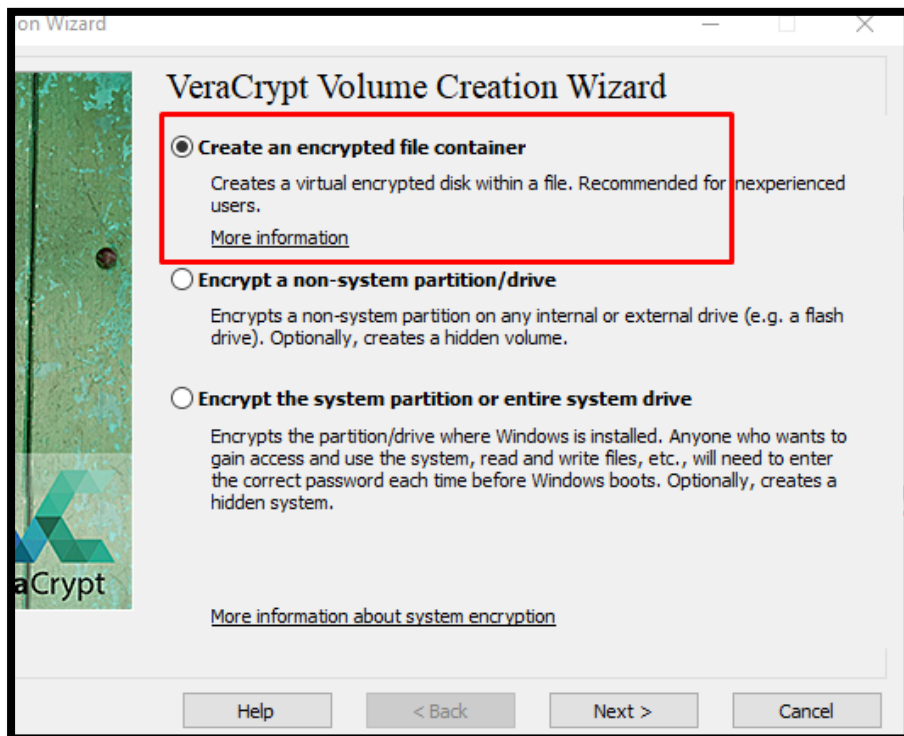
Bleeding edge builds based on latest source code are available at <https://sourceforge.net/projects/veracrypt/files/Veracrypt%20Nightly%20Builds/>.

**Latest Stable Release - 1.25.9 (Saturday February 19, 2022)**

-  **Windows:**
  - EXE Installer: [Veracrypt Setup 1.25.9.exe](#) (21.1 MB) ([PGP Signature](#))
  - MSI Installer (64-bit) for Windows 10 and later: [Veracrypt Setup\\_x64\\_1.25.9.msi](#) (29 MB) ([PGP Signature](#))
  - Portable version: [Veracrypt Portable 1.25.9.exe](#) (20.9 MB) ([PGP Signature](#))
  - Debugging Symbols: [Veracrypt 1.25.9 Windows Symbols.zip](#) (18.4 MB) ([PGP Signature](#))

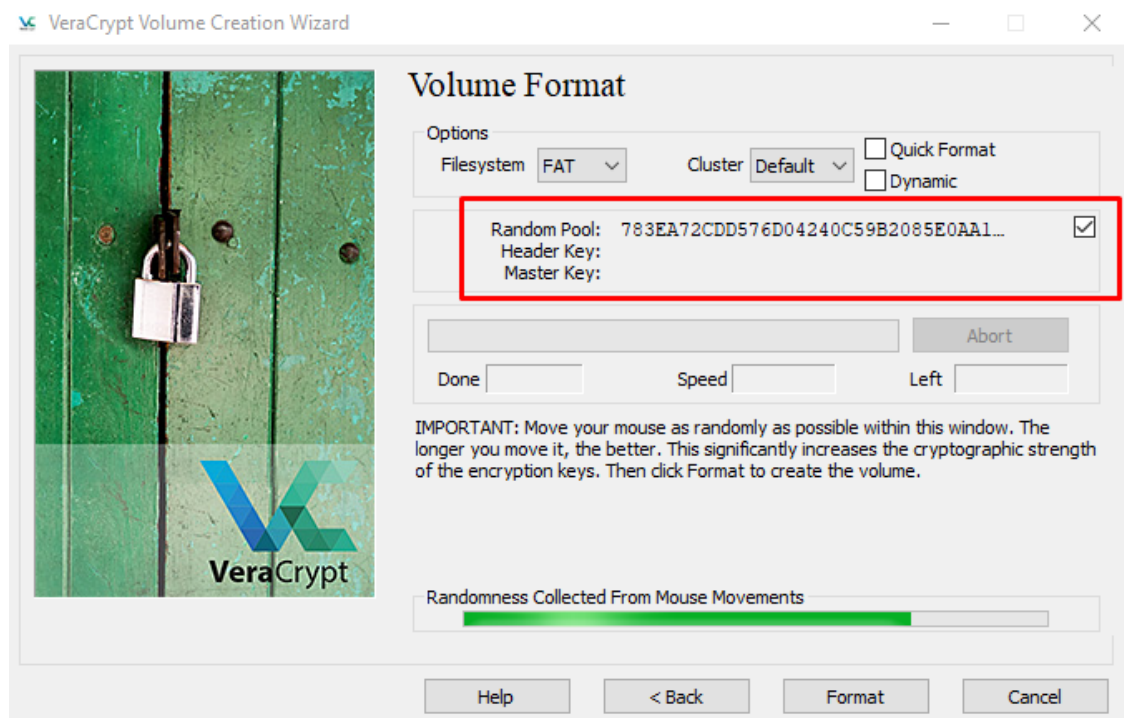
# Step- 2

## ❖ Create a new Encrypted Volume



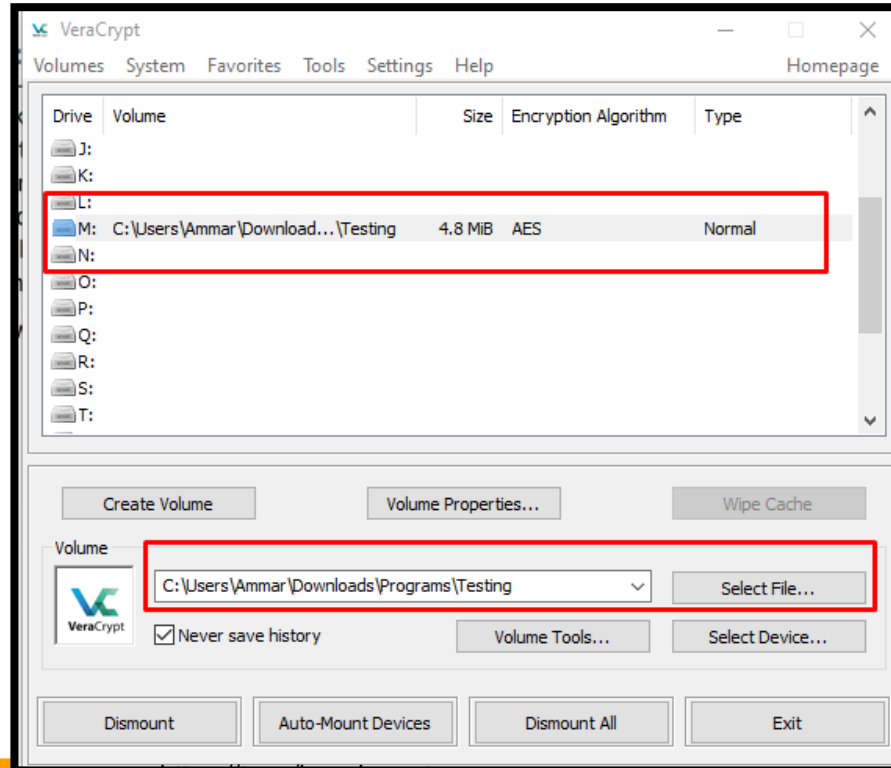
# Step- 3

❖ Now add randomness by moving your mouse



# Step- 4

❖ Now you can mount the encrypted disk to use it



DEMO



THANKS