


AZ-104

Microsoft Azure Administrator

V21.0.1

Updated by AzureAdminsGroup/2388




NO.1 You have an Azure subscription.
You create the Azure Storage account shown in the following exhibit:

Category	Property	Value
Basics	Subscription	Subscription1
	Resource group	RG1
	Location	(Europe) North Europe
	Storage account name	storage16852
	Deployment model	Resource manager
	Account kind	StorageV2 (general purpose v2)
	Replication	Locally-redundant storage (LRS)
	Performance	Standard
	Access tier (default)	Hot
Networking	Connectivity method	Private endpoint
	Private Endpoint	(New) StorageEndpoint1 (blob) (privatelink.blob.core.windows.net)
Advanced	Secure transfer required	Enabled
	Large file shares	Disabled
	Blob soft delete	Disabled
	Blob change feed	Disabled
	Hierarchical namespace	Disabled
	NFS v3	Disabled

Buttons: **Create**, < Previous, Next >

[Download a template for automation](#)



Use the drop-down menus to select the answer choice that completes each statement based on the information presented in the graphic.

NOTE: Each correct selection is worth one point.

Answer Area:

The minimum number of copies of the storage account will be [Answer choice]

1
2
3
4

To reduce the cost of infrequently accessed data in the storage account, you must modify the [Answer choice] setting.

Access tier (default)
Performance
Account kind
Replication

Answer:

The minimum number of copies of the storage account will be [Answer choice]

1
2
3
4

To reduce the cost of infrequently accessed data in the storage account, you must modify the [Answer choice] setting.

Access tier (default)
Performance
Account kind
Replication

Explanation: Box1: LRS will keep minimum three copies.

Box2: Changing the access tier from hot to cool will reduce the cost. In performance, standard is cheap. In the Account kind, GPV2 is giving best price. Can be checked yourself using the pricing calculator on below link.

<https://azure.microsoft.com/en-in/pricing/calculator/?service=storage>



1.2 You plan to create an Azure virtual machine named VM1 that will be configured as shown in the following exhibit.

Create a virtual machine

Changing Basic options may reset selections you have made. Review all options prior to creating the virtual machine.

Basics Disks Networking Management Advanced Tags Review + create

Create a virtual machine that runs Linux or Windows. Select an image from Azure marketplace or use your own customized image. Complete the Basics tab then Review + create to provision a virtual machine with default parameters or review each tab for full customization. Looking for classic VMs? [Create VM from Azure Marketplace](#)

Project details

Select the subscription to manage deployed resources and costs. Use resource groups like folders to organize and manage all your resources.

Subscription *

Resource group * [Create new](#)

Instance details

Virtual machine name *

Region *

Availability options

Image * [Browse all public and private images](#)


Azure Spot instance Yes No

Size * **Standard DS1 v2**
1 vcpu, 3.5 GiB memory (ZAR, 632.47/month) [Change size](#)

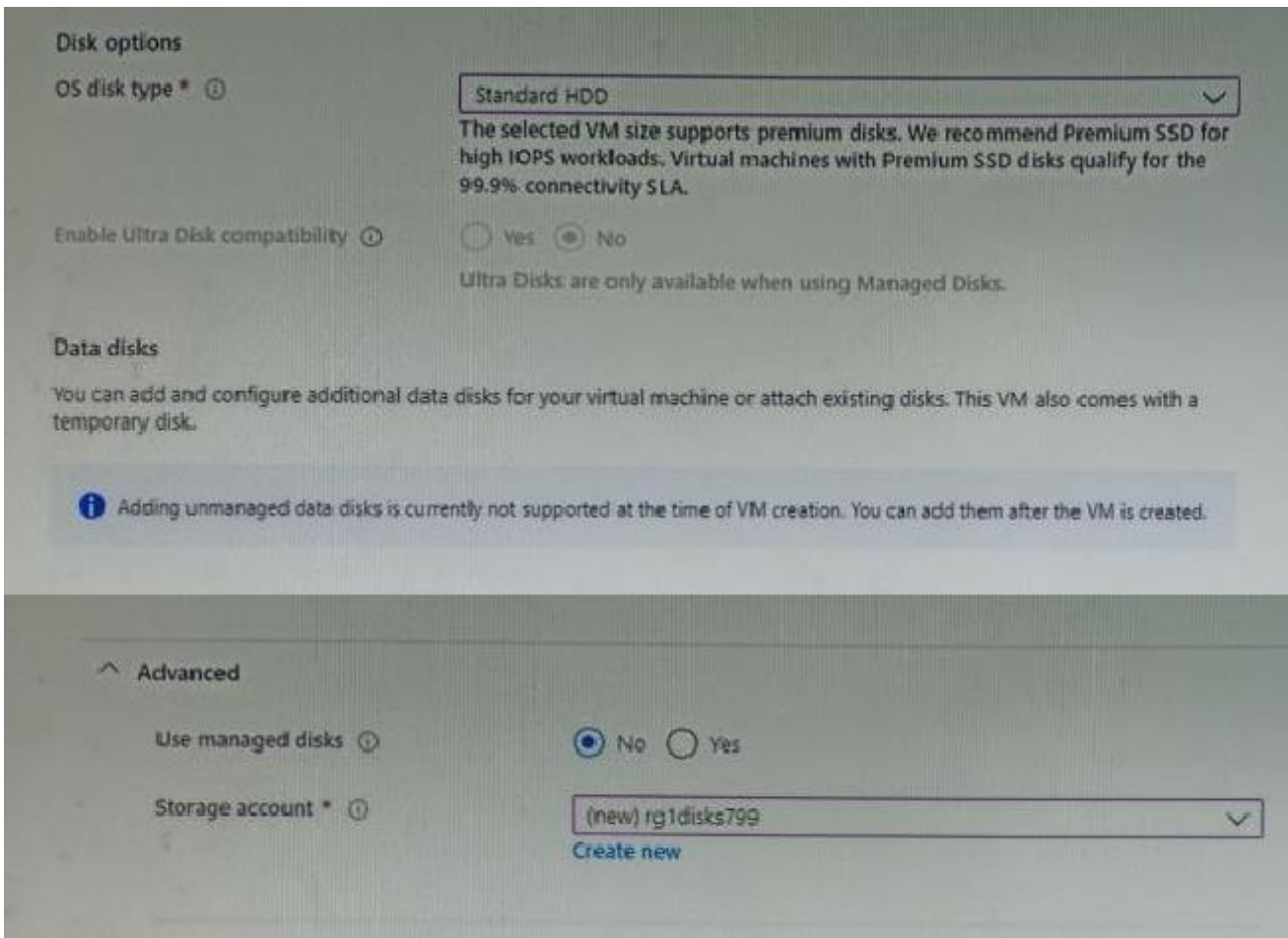
The planned disk configurations for VM1 are shown in the following exhibit.

Basics Disks Networking Management Advanced Tags Review + create

Azure VMs have one operating system disk and a temporary disk for short-term storage. You can attach additional data disks. The size of the VM determines the type of storage you can use and the number of data disks allowed. [Learn more](#)



planned disk configurations for VM1 are shown in the following exhibit.



You need to ensure that VM1 can be created in an Availability Zone. Which two settings should you modify? Each correct answer presents part of the solution. NOTE: Each correct selection is worth one point.

- A. Use managed disks
- B. Availability options
- C. OS disk type
- D. Size
- E. Image


Answer: A B

103-NO.3 Note: This question is part of a series of questions that present the same scenario. Each question in the series contains a unique solution that might meet the stated goals. Some question sets might have more than one correct solution, while others might not have a correct solution.

After you answer a question in this section, you will NOT be able to return to it. As a result, these questions will not appear in the review screen.

You have an Azure subscription named Subscription1 that contains the resources shown in the following table.

Name	Type	Location	Resource group
RG1	Resource group	East US	Not applicable
RG2	Resource group	West Europe	Not applicable
RG3	Resource group	North Europe	Not applicable
VNET1	Virtual network	Central US	RG1
VM1	Virtual machine	West US	RG2



VM1 connects to a virtual network named VNET2 by using a network interface named NIC1. You need to create a new network interface named NIC2 for VM1. Solution: You create NIC2 in RG1 and West US. Does this meet the goal?

- A. Yes
- B. NO

Answer: A

Explanation
 The virtual machine you attach a network interface to and the virtual network you connect it to must exist in the same location, here West US, also referred to as a region.
 References:
<https://docs.microsoft.com/en-us/azure/virtual-network/virtual-network-network-interface>

NO.4 You have an Azure subscription that contains a web app named webapp1. You need to add a custom domain named www.contoso.com to webapp1. What should you do first?

- A. Upload a certificate.
- B. Add a connection string.
- C. Stop webapp1.
- D. Create a DNS record.


Answer: D

NO.5 You have a virtual network named VNET1 that contains the subnets shown in the following table:

Name	Subnet	Network security group (NSG)
Subnet1	10.10.1.0/24	NSG1
Subnet2	10.10.2.0/24	None

You have two Azure virtual machines that have the network configurations shown in the following table:

Name	Subnet	IP address	NSG
VM1	Subnet1	10.10.1.5	NSG2
VM2	Subnet2	10.10.2.5	None
VM3	Subnet2	10.10.2.6	None



NSG1, you create the inbound security rule shown in the following table:

Priority	Source	Destination	Destination port	Action
101	10.10.2.0/24	10.10.1.0/24	TCP/1433	Allow

For NSG2, you create the inbound security rule shown in the following table:

Priority	Source	Destination	Destination port	Action
125	10.10.2.5	10.10.1.5	TCP/1433	Block

For each of the following statements, select Yes if the statement is true. Otherwise, select No. NOTE: Each correct selection is worth one point.

Answer Area:

Statements	Yes	No
VM2 can connect to the TCP port 1433 services on VM1.	<input type="radio"/>	<input type="radio"/>
VM1 can connect to the TCP port 1433 services on VM2.	<input type="radio"/>	<input type="radio"/>
VM2 can connect to the TCP port 1433 services on VM3.	<input type="radio"/>	<input type="radio"/>

Answer:

Statements	Yes	No
VM2 can connect to the TCP port 1433 services on VM1.	<input type="radio"/>	<input checked="" type="radio"/>
VM1 can connect to the TCP port 1433 services on VM2.	<input checked="" type="radio"/>	<input type="radio"/>
VM2 can connect to the TCP port 1433 services on VM3.	<input checked="" type="radio"/>	<input type="radio"/>

Explanation: Box 1: No

The inbound security rule for NSG1 allows TCP port 1433 from 10.10.2.0/24 (or Subnet2 where VM2 and VM3 are located) to 10.10.1.0/24 (or Subnet1 where VM1 is located) but the inbound security rule for NSG2 blocks TCP port 1433 from 10.10.2.5 (or VM2) to 10.10.1.5 (or VM1).

Box 2: Yes


No rule explicitly blocks communication from VM1. The default rules, which allow communication, are thus applied.

Box 3: Yes

No rule explicitly blocks communication between VM2 and VM3 which are both on Subnet2. The default rules, which allow communication, are thus applied.

Reference:

<https://docs.microsoft.com/en-us/azure/virtual-network/security-overview>



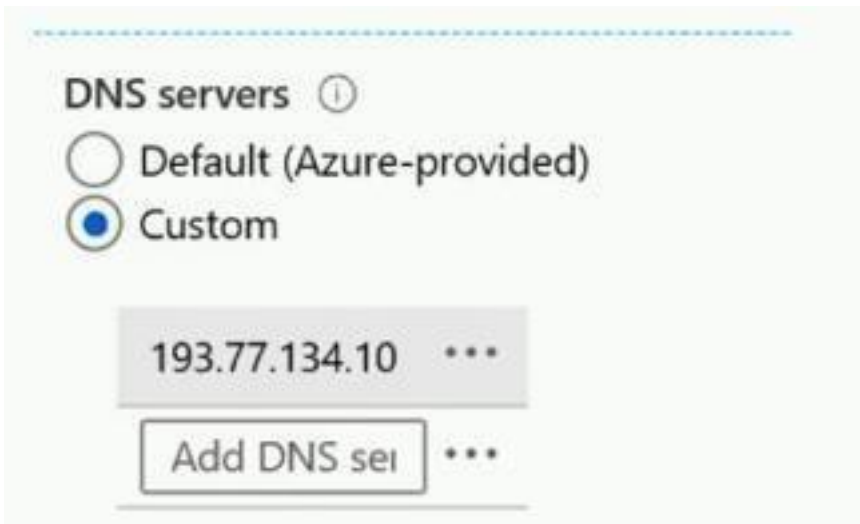
Q.6 You have an Azure subscription that contains the Azure virtual machines shown in the following table.

Name	Operating system	Subnet	Virtual network
VM1	Windows Server 2019	Subnet1	VNET1
VM2	Windows Server 2019	Subnet2	VNET1
VM3	Red Hat Enterprise Linux 7.7	Subnet3	VNET1

You configure the network interfaces of the virtual machines to use the settings shown in the following table

Name	DNS server
VM1	None
VM2	192.168.10.15
VM3	192.168.10.15

From the settings of VNET1, you configure the DNS servers shown in the following exhibit.




The virtual machines can successfully connect to the DNS server that has an IP address of 192.168.10.15 and the DNS server that has an IP address of 193.77.134.10.

For each of the following statements, select Yes if the statement is true. Otherwise, select No.

Answer Area:

	Yes	No
VM1 connects to 193.77.134.10 for DNS queries.	<input type="radio"/>	<input type="radio"/>
VM2 connects to 193.77.134.10 for DNS queries.	<input type="radio"/>	<input type="radio"/>
VM3 connects to 192.168.10.15 for DNS queries.	<input type="radio"/>	<input type="radio"/>

Answer:



	Yes	No
VM1 connects to 193.77.134.10 for DNS queries.	<input type="radio"/>	<input checked="" type="radio"/>
VM2 connects to 193.77.134.10 for DNS queries.	<input type="radio"/>	<input checked="" type="checkbox"/>
VM3 connects to 192.168.10.15 for DNS queries.	<input checked="" type="radio"/>	<input type="radio"/>

Explanation

NO.7 Your company has three offices. The offices are located in Miami, Los Angeles, and New York. Each office contains a datacenter.

You have an Azure subscription that contains resources in the East US and West US Azure regions. Each region contains a virtual network. The virtual networks are peered.

You need to connect the datacenters to the subscription. The solution must minimize network latency between the datacenters.

What should you create?

- A. three virtual WANs and one virtual hub
- B. three virtual hubs and one virtual WAN**
- C. three On-premises data gateways and one Azure Application Gateway
- D. three Azure Application Gateways and one On-premises data gateway

Answer: A

103.NO.8 You have two Azure virtual machines named VM1 and VM2. You have two Recovery Services vaults named RSV1 and RSV2.

VM2 is protected by RSV1.

You need to use RSV2 to protect VM2.

What should you do first?

- A. From the RSV1 blade, click Backup items and stop the VM2 backup.
- B. From the RSV1 blade, click Backup Jobs and export the VM2 backup.
- C. From the RSV1 blade, click Backup. From the Backup blade, select the backup for the virtual machine, and then click Backup.
- D. From the VM2 blade, click Disaster recovery, click Replication settings, and then select RSV2 as the Recovery Services vault.

Answer: D

Explanation



References:

<https://docs.microsoft.com/en-us/azure/backup/backup-azure-vm-first-look-arm>

NO.9 You have an Azure subscription named AZPT1 that contains the resources shown in the following table:

Name	Type
storage1	Azure Storage account
VNET1	Virtual network
VM1	Azure virtual machine
VM1Managed	Managed disk for VM1
RVAULT1	Recovery Services vault for the site recovery of VM1

You create a new Azure subscription named AZPT2.

You need to identify which resources can be moved to AZPT2.

Which resources should you identify?

- A. VM1, storage1, VNET1, and VM1Managed only
- B. VM1 and VM1Managed only
- C. VM1, storage1, VNET1, VM1Managed, and RVAULT1
- D. RVAULT1 only

Answer: C

Explanation

You can move a VM and its associated resources to a different subscription by using the Azure portal. You can now move an Azure Recovery Service (ASR) Vault to either a new resource group within the current subscription or to a new subscription.

Reference:


<https://docs.microsoft.com/en-us/azure/azure-resource-manager/management/move-resource-group-and-subscrip>

<https://docs.microsoft.com/en-us/azure/key-vault/general/keyvault-move-subscription>

103.NO.10 You have an Active Directory domain named contoso.com that contains the objects shown in the following table.

Name	Type	In organizational unit (OU)
User1	User	OU1
User2	User	OU1
User3	User	OU1
Group1	Security Group – Global	OU1
User4	User	OU2
Group2	Security Group – Global	OU2

The groups have the memberships shown in the following table.



Group	Member
Group1	User1
Group2	User2, Group1

OU1 and OU2 are synced to Azure Active Directory (Azure AD).

You modify the synchronization settings and remove OU1 from synchronization. You sync Active Directory and Azure AD.

Which objects are in Azure AD?

- A. User4 and Group2 only**
- B. User2, Group1, User4, and Group2 only
- C. User1, User2, Group1, User4, and Group2 only
- D. User1, User2, User3, User4, Group1, and Group2

Answer: C

NO.11 You plan to deploy several Azure virtual machines that will run Windows Server 2019 in a virtual machine scale set by using an Azure Resource Manager template. You need to ensure that NGINX is available on all the virtual machines after they are deployed. What should you use?

- A. Desired State Configuration (DSC) extension**
- B. the Publish-AzVMDscConfigurationCmdlet
- C. a Microsoft Intune device configuration profile
- D. Deployment Center in Azure App Service

Answer: A

103.NO.12 Note: This question is part of a series of questions that present the same scenario. Each question in the series contains a unique solution that might meet the stated goals. Some question sets might have more than one correct solution, while others might not have a correct solution. After you answer a question in this section, you will NOT be able to return to it. As a result, these questions will not appear in the review screen.

You have an Azure subscription named Subscription1. Subscription1 contains a resource group named RG1.

RG1 contains resources that were deployed by using templates.

You need to view the date and time when the resources were created in RG1.

Solution: From the Subscriptions blade, you select the subscription, and then click Programmatic deployment.

Does this meet the goal?

- A. Yes**
- B. No

Answer: B

Explanation

From the RG1 blade, click Deployments. You see a history of deployment for the resource group.

Reference:



<https://docs.microsoft.com/en-us/azure/azure-resource-manager/templates/template-tutorial-create-first-template?>

103.NO.13 You have an Azure subscription that contains a storage account named account1. You plan to upload the disk files of a virtual machine to account1 from your on-premises network. The on-premises network uses a public IP address space of 131.107.1.0/24.

You plan to use the disk files to provision an Azure virtual machine named VM1. VM1 will be attached to a virtual network named VNet1. VNet1 uses an IP address space of 192.168.0.0/24.

You need to configure account1 to meet the following requirements:

- Ensure that you can upload the disk files to account1.
- Ensure that you can attach the disks to VM1.
- Prevent all other access to account1.

Which two actions should you perform? Each correct selection presents part of the solution.

NOTE: Each correct selection is worth one point.

- A.** From the Firewalls and virtual networks blade of account1, add the 131.107.1.0/24 IP address range.
- B.** From the Firewalls and virtual networks blade of account1, select Selected networks.
- C.** From the Firewalls and virtual networks blade of account1, add VNet1.
- D.** From the Firewalls and virtual networks blade of account1, select Allow trusted Microsoft services to access this storage account.
- E.** From the Service endpoints blade of VNet1, add a service endpoint.

Answer: A & C

Explanation

B: By default, storage accounts accept connections from clients on any network. To limit access to selected networks, you must first change the default action.

Azure portal

- * Navigate to the storage account you want to secure.
- * Click on the settings menu called Firewalls and virtual networks.
- * To deny access by default, choose to allow access from 'Selected networks'. To allow traffic from all networks, choose to allow access from 'All networks'.
- * Click Save to apply your changes.

E: Grant access from a Virtual Network


Storage accounts can be configured to allow access only from specific Azure Virtual Networks.

By enabling a Service Endpoint for Azure Storage within the Virtual Network, traffic is ensured an optimal route to the Azure Storage service. The identities of the virtual network and the subnet are also transmitted with each request.

References: <https://docs.microsoft.com/en-us/azure/storage/common/storage-network-security>

103.NO.14 Note: This question is part of a series of questions that present the same scenario. Each question in the series contains a unique solution that might meet the stated goals. Some question sets might have more than one correct solution, while others might not have a correct solution. After you answer a question in this section, you will NOT be able to return to it. As a result, these questions will not appear in the review screen.

You have an Azure subscription named Subscription1. Subscription1 contains a resource group



named RG1.

RG1 contains resources that were deployed by using templates.

You need to view the date and time when the resources were created in RG1.

Solution: From the RG1 blade, you click Deployments.

Does this meet the goal?

A. Yes

B. No

Answer: A

Explanation

From the RG1 blade, click Deployments. You see a history of deployment for the resource group.

Reference:

<https://docs.microsoft.com/en-us/azure/azure-resource-manager/templates/template-tutorial-create-first-template?>

NO.15 You have an Azure subscription that contains an Azure Storage account.

You plan to copy an on-premises virtual machine image to a container named vmimages. You need to create the container for the planned image.

Which command should you run? To answer, select the appropriate options in the answer area. NOTE: Each correct selection is worth one point.

Answer Area:

azcopy


make
sync
copy

https://mystorageaccount.

blob
dfs
queue
table
images
file

.core.windows.net/vmimages'

Answer:



azcopy

- make
- sync
- copy

https://mystorageaccount.

- blob
- dfs
- queue
- table
- images
- file

.core.windows.net/vmimages'

Explanation

azcopy make 'https://<storage-account-name>.file.core.windows.net/<file-share-name><SAS-token>'

103.NO.16 You have an Azure subscription that contains the resources shown in the following table.

Name	Type	Region
RG1	Resource group	West US
RG2	Resource group	East Asia
storage1	Storage account	West US
storage2	Storage account	East Asia
VM1	Virtual machine	West US
VNET1	Virtual network	West US
VNET2	Virtual network	East Asia

VM1 connects to VNET1.

You need to connect VM1 to VNET2.

Solution: You turn off VM1, and then you add a new network interface to VM1. Does this meet the goal?

- A. Yes
- B. No

Answer: B

Explanation

Instead you should delete VM1. You recreate VM1, and then you add the network interface for VM1.

Note: When you create an Azure virtual machine (VM), you must create a virtual network (VNet) or use an existing VNet. You can change the subnet a VM is connected to after it's created, but you cannot change the VNet.

References:

<https://docs.microsoft.com/en-us/azure/virtual-machines/windows/network-overview>

103.NO.17 You have an Azure subscription named Subscription1. Subscription1 contains a virtual machine named VM1.



You install and configure a web server and a DNS server on VM1. VM1 has the effective network security rules shown in the following exhibit.

Network Interface: vm1900 Effective security rules Topology ⓘ
 Virtual network/subnet: VMRG-vnet/default Public IP: 104.40.215.211 Private IP: 10.0.0.5 Accelerated networking: Disabled

INBOUND PORT RULES ⓘ

Network security group VM1-nsg (attached to network interface: vm1900) Add inbound port rule
 Impacts 0 subnets, 1 network interfaces

PRIORITY	NAME	PORT	PROTOCOL	SOURCE	DESTINATION	ACTION
900	Rule2	50-60	Any	Any	Any	Deny
1000	default-allow-rdp	3389	TCP	Any	Any	Allow
1010	Rule1	50-500	TCP	Any	Any	Allow
65000	AllowVnetInBound	Any	Any	VirtualNet...	VirtualNet...	Allow
65001	AllowAzureLoadBalan...	Any	Any	AzureLoad...	Any	Allow
65500	DenyAllInBound	Any	Any	Any	Any	Deny

OUTBOUND PORT RULES ⓘ

Network security group VM1-nsg (attached to network interface: vm1900) Add outbound port
 Impacts 0 subnets, 1 network interfaces

PRIORITY	NAME	PORT	PROTOCOL	SOURCE	DESTINATION	ACTION
1000	Rule3	80	Any	Any	Any	Deny
65000	AllowVnetOutBound	Any	Any	VirtualNet...	VirtualNet...	Allow
65001	AllowInternetOutBou...	Any	Any	Any	Internet	Allow
65500	DenyAllOutBound	Any	Any	Any	Any	Deny

Use the drop-down menus to select the answer choice that completes each statement based on the information presented in the graphic.

NOTE: Each correct selection is worth one point.

Internet users [answer choice].


▼

- can connect to only the DNS server on VM1
- can connect to only the web server on VM1
- can connect to the web server and the DNS server on VM1
- cannot connect to the web server and the DNS server on VM1

If you delete Rule2, Interent users [answer choice].

▼

- can connect to only the DNS server on VM1
- can connect to only the web server on VM1
- can connect to the web server and the DNS server on VM1
- cannot connect to the web server and the DNS server on VM1



Answer:
Explanation

Internet users [**answer choice**].

can connect to only the DNS server on VM1
can connect to only the web server on VM1
can connect to the web server and the DNS server on VM1
cannot connect to the web server and the DNS server on VM1

If you delete Rule2, Internet users [**answer choice**].

can connect to only the DNS server on VM1
can connect to only the web server on VM1
can connect to the web server and the DNS server on VM1
cannot connect to the web server and the DNS server on VM1

NO.18 You create a Recovery Services vault backup policy named Policy1 as shown in the following exhibit:

Policy1

Associated items Delete Save Discard

Backup schedule

Frequency: Daily Time: 11:00 PM Timezone: (UTC) Coordinated Universal Time

Retention range

Retention of daily backup point

At: 11:00 PM For: 30 Day(s)

Retention of weekly backup point

On: Sunday At: 11:00 PM For: 10 Week(s)

Retention of monthly backup point

Week Based Day Based

On: 1 At: 11:00 PM For: 36 Month(s)

Retention of yearly backup point

Week Based Day Based

In: March On: 1 At: 11:00 PM For: 10 Year(s)



Use the drop-down menus to select the answer choice that completes each statement based on the information presented in the graphic.

NOTE: Each correct selection is worth one point.

Answer area:

The backup that occurs on Sunday, March 1, will be retained for [answer choice].

	▼
30 days	
10 weeks	
36 months	
10 years	

The backup that occurs on Sunday, November 1, will be retained for [answer choice].

	▼
30 days	
10 weeks	
36 months	
10 years	

Answer:

Explanation

The backup that occurs on Sunday, March 1, will be retained for [answer choice].

	▼
30 days	
10 weeks	
36 months	
10 years	

The backup that occurs on Sunday, November 1, will be retained for [answer choice].

	▼
30 days	
10 weeks	
36 months	
10 years	

Explanation:

Box 1: 10 years

The yearly backup point occurs to 1 March and its retention period is 10 years.

Box 2: 36 months

The monthly backup point occurs on the 1st of every month and its retention period is 36 months.

NO.19 You have an Azure subscription that contains a user account named User1. You need to ensure that User1 can assign a policy to the tenant root management group. What should you do?

- A.** Assign the Owner role to User1, and then instruct User1 to configure access management for Azure resources.
- B.** Assign the Global administrator role to User1, and then instruct User1 to configure access



management for Azure resources.

- C. Assign the Global administrator role to User1, and then modify the default conditional access policies.
- D. Assign the Owner role to User1, and then modify the default conditional access policies.

Answer: A

NO.20 Note: This question is part of a series of questions that present the same scenario. Each question in the series contains a unique solution that might meet the stated goals. Some question sets might have more than one correct solution, while others might not have a correct solution. After you answer a question in this section, you will NOT be able to return to it. As a result, these questions will not appear in the review screen.

You deploy an Azure Kubernetes Service (AKS) cluster named AKS1.

You need to deploy a YAML file to AKS1.

Solution: From the Azure CLI, you run azcopy.

Does this meet the goal?

- A. Yes
- B. No

Answer: B

103.NO.21 You have Azure subscriptions named Subscription1 and Subscription2.

Subscription1 has following resource groups:

Name	Region	Lock type
RG1	West Europe	None
RG2	West Europe	Read Only

RG1 includes a web app named App1 in the West Europe location.


Subscription2 contains the following resource groups:

Name	Region	Lock type
RG3	East Europe	Delete
RG4	Central US	none

For each of the following statements, select Yes if the statement is true. Otherwise, select No.

NOTE: Each correct selection is worth one point.

Answer area:



Statements	Yes	No
App1 can be moved to RG2	<input type="radio"/>	<input type="radio"/>
App1 can be moved to RG3	<input type="radio"/>	<input type="radio"/>
App1 can be moved to RG4	<input type="radio"/>	<input type="radio"/>

Answer:

Statements	Yes	No
App1 can be moved to RG2	<input type="radio"/>	<input checked="" type="radio"/>
App1 can be moved to RG3	<input checked="" type="radio"/>	<input type="radio"/>
App1 can be moved to RG4	<input checked="" type="radio"/>	<input type="radio"/>

Explanation

Reference:


<https://docs.microsoft.com/en-us/azure/azure-resource-manager/management/move-limitations/app-service-move>

NO.22 You have an Azure subscription that includes data in following locations:

Name	Type
container1	Blob container
share1	Azure files share
DB1	SQL database
Table1	Azure Table

You plan to export data by using Azure import/export job named Export1. You need to identify the data that can be exported by using Export1. Which data should you identify?

- A. DB1
- B. Table1
- C. container1**
- D. Share1



Answer: D

Explanation

Azure Import/Export service is used to securely import large amounts of data to Azure Blob storage and Azure Files by shipping disk drives to an Azure datacenter.

References:

<https://docs.microsoft.com/en-us/azure/storage/common/storage-import-export-service>

103.NO.23 You have an Azure subscription that contains the resource groups shown in the following table

Name	Lock name	Lock type
RG1	None	None
RG2	Lock	Delete

RG1 contains the resources shown in the following table.

Name	Type	Lock name	Lock type
storage1	Storage account	Lock1	Delete
VNET1	Virtual network	Lock2	Read-only
IP1	Public IP address	None	None

RG2 contains the resources shown in the following table.

Name	Type	Lock name	Lock type
storage2	Storage account	Lock1	Delete
VNET2	Virtual network	Lock2	Read-only
IP2	Public IP address	None	None

You need to identify which resources you can move from RG1 to RG2, and which resources you can move from RG2 to RG1.

Which resources should you identify? To answer, select the appropriate options in the answer area.

Answer Area:


Resources that you can move from RG1 to RG2:

▼
None
IP1 only
IP1 and storage1 only
IP1 and VNET1 only
IP1, VNET1, and storage1

Resources that you can move from RG2 to RG1:

▼
None
IP2 only
IP2 and storage2 only
IP2 and VNET2 only
IP2, VNET2, and storage2

Answer:



Resources that you can move from RG1 to RG2:

None
IP1 only
IP1 and storage1 only
IP1 and VNET1 only
IP1, VNET1, and storage1

Resources that you can move from RG2 to RG1:

None
IP2 only
IP2 and storage2 only
IP2 and VNET2 only
IP2, VNET2, and storage2

Explanation

Reference:

<https://docs.microsoft.com/en-us/azure/governance/blueprints/concepts/resource-locking>

NO.24 You have the Azure virtual machines shown in the following table.

Name	IP address	Connected to
VM1	10.1.0.4	VNET1/Subnet1
VM2	10.1.10.4	VNET1/Subnet2
VM3	172.16.0.4	VNET2/SubnetA
VM4	10.2.0.8	VNET3/SubnetB

A DNS service is installed on VM1.

You configure the DNS server settings for each virtual network as shown in the following exhibit.

Save Discard

DNS servers ⓘ


- Default (Azure-provided)
- Custom

10.1.0.4 ...

Add DNS server ...

You need to ensure that all the virtual machines can resolve DNS names by using the DNS service on VM1. What should you do?

- A. Add service endpoints on VNET2 and VNET3.
- B. Configure peering between VNE1, VNET2, and VNET3.
- C. Configure a conditional forwarder on VM1
- D. Add service endpoints on VNET1.



Answer: C

Reference:

<https://docs.microsoft.com/en-us/azure/virtual-network/virtual-networks-name-resolution-for-vms-and-role-install>

NO.25 You have an Azure subscription named Subscription1 that is used by several departments at your company.

Subscription1 contains the resources in the following table:

Name	Type
Storage1	Storage account
RG1	Resource group
Container1	Blob container
Share1	File share

Another administrator deploys a virtual machine named VM1 and an Azure Storage account named Storage2 by using a single Azure Resource Manager template.

You need to view the template used for the deployment.

From which blade can you view the template that was used for the deployment?

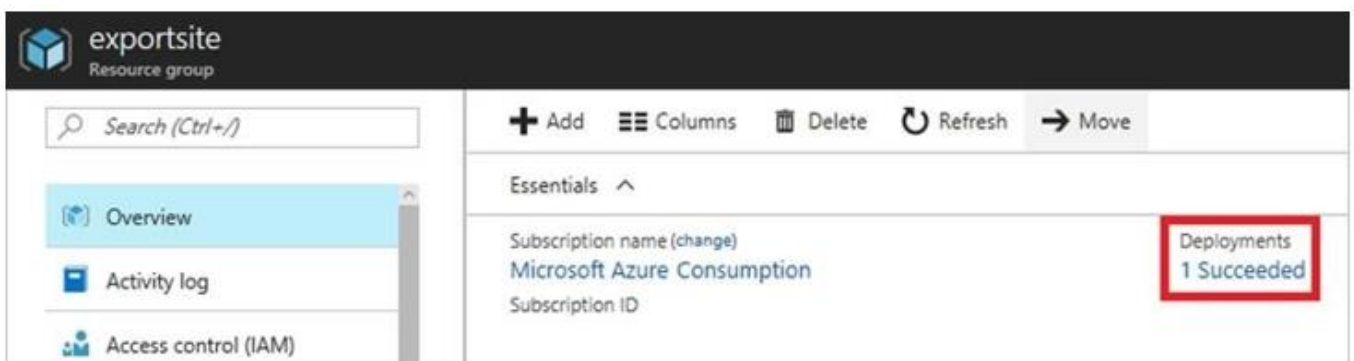
- A. RG1
- B. VM1
- C. Storage1
- D. Container1

Answer: A

Explanation

1. View template from deployment history

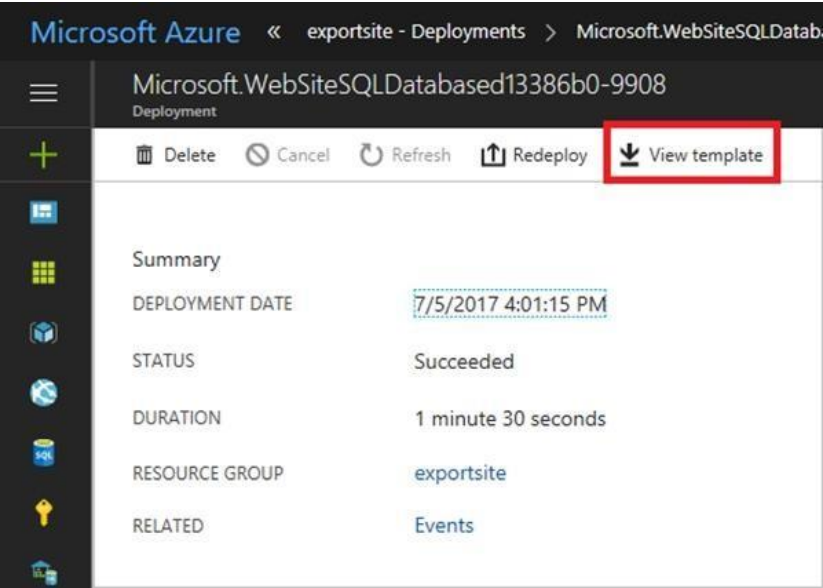
Go to the resource group for your new resource group. Notice that the portal shows the result of the last deployment. Select this link.



2. You see a history of deployments for the group. In your case, the portal probably lists only one deployment. Select this deployment.



The portal displays a summary of the deployment. The summary includes the status of the deployment and its operations and the values that you provided for parameters. To see the template that you used for the deployment, select View template.



References:
<https://docs.microsoft.com/en-us/azure/azure-resource-manager/resource-manager-export-template>

NO.26 You create the following resources in an Azure subscription:


- * An Azure Container Registry instance named Registry1.
- * An Azure Kubernetes Service (AKS) cluster named Cluster1.

You create a container image named App1 on your administrative workstation. You need to deploy App1 to Cluster1. What should you do first?

- A. Create a host pool on Cluster1.
- B. Run the az acr build command.
- C. Run the docker build command.
- D. Run the docker push command.

Answer: B

103.NO.27 You plan to deploy five virtual machines to a virtual network subnet. Each virtual machine will have a public IP address and a private IP address. Each virtual machine requires the same inbound and outbound security rules. What is the minimum number of network interfaces and network security groups that you require? To answer, select the appropriate options in the answer area.



NOTE: Each correct selection is worth one point.

Answer Area

Minimum number of network interfaces:

	▼
5	
10	
15	
20	

Minimum number of network security groups:

	▼
1	
2	
5	
10	

Answer:

Minimum number of network interfaces:

	▼
5	
10	
15	
20	

Minimum number of network security groups:

	▼
1	
2	
5	
10	

Explanation:

Box 1: 10

One public and one private network interface for each of the five VMs.

Box 2: 1

You can associate zero, or one, network security group to each virtual network subnet and network interface in a virtual machine. The same network security group can be associated to as many subnets and network interfaces as you choose.

References:

<https://docs.microsoft.com/en-us/azure/virtual-network/security-overview>

103.NO.28 Note: This question is part of a series of questions that present the same scenario. Each question in the series contains a unique solution that might meet the stated goals. Some question sets might have more than one correct solution, while others might not have a correct solution. After you answer a question in this section, you will NOT be able to return to it. As a result, these



Questions will not appear in the review screen.

You have an Azure subscription that contains the following resources:

- * A virtual network that has a subnet named Subnet1
- * Two network security groups (NSGs) named NSG-VM1 and NSG-Subnet1
- * A virtual machine named VM1 that has the required Windows Server configurations to allow Remote Desktop connections

NSG-Subnet1 has the default inbound security rules only.

NSG-VM1 has the default inbound security rules and the following custom inbound security rule:

- * Priority: 100
- * Source: Any
- * Source port range: *
- * Destination: *
- * Destination port range: 3389
- * Protocol: UDP
- * Action: Allow

VM1 connects to Subnet1. NSG1-VM1 is associated to the network interface of VM1. NSG-Subnet1 is associated to Subnet1.

You need to be able to establish Remote Desktop connections from the internet to VM1.

Solution: You add an inbound security rule to NSG-Subnet1 and NSG-VM1 that allows connections from the internet source to the VirtualNetwork destination for port range 3389 and uses the TCP protocol.

Does this meet the goal?

- A.** Yes
- B.** No

Answer: A

Explanation

The default port for RDP is TCP port 3389. A rule to permit RDP traffic must be created automatically when you create your VM.

Note on NSG-Subnet1: Azure routes network traffic between all subnets in a virtual network, by default.

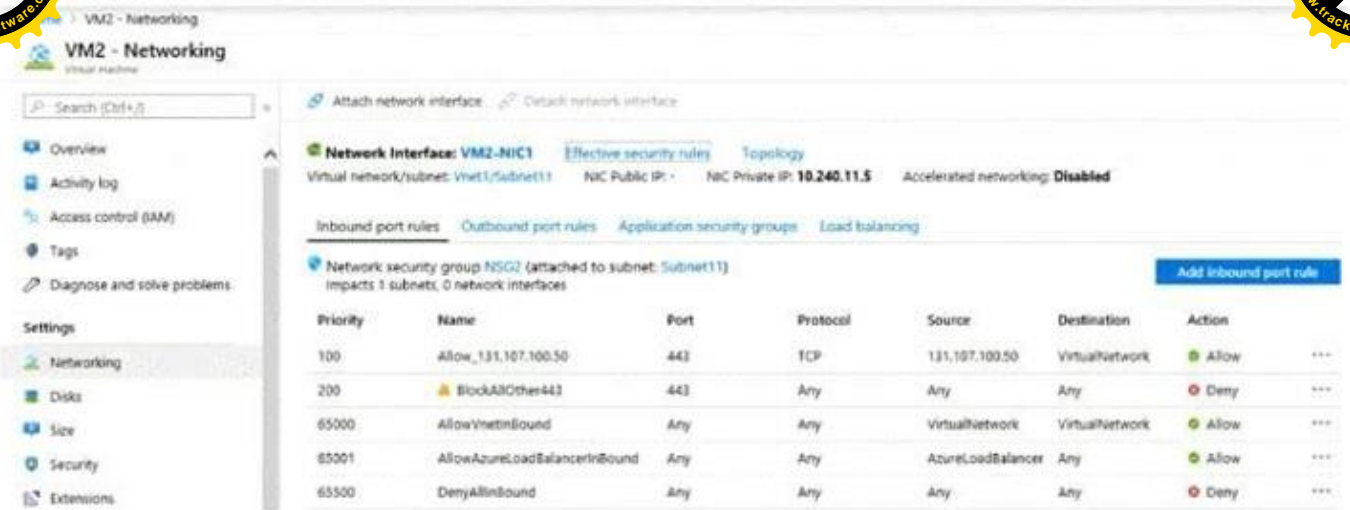

References:

<https://docs.microsoft.com/en-us/azure/virtual-machines/troubleshooting/troubleshoot-rdp-connection>

NO.29 Note: This question is part of a series of questions that present the same scenario. Each question in the series contains a unique solution that might meet the stated goals. Some question sets might have more than one correct solution, while others might not have a correct solution. After you answer a question in this section, you will NOT be able to return to it. As a result, these questions will not appear in the review screen.

You have an app named App1 that is installed on two Azure virtual machines named VM1 and VM2. Connections to App1 are managed by using an Azure Load Balancer.

The effective network security configurations for VM2 are shown in the following exhibit.



You discover that connections to App1 from 131.107.100.50 over TCP port 443 fail. You verify that the Load Balancer rules are configured correctly.

You need to ensure that connections to App1 can be established successfully from 131.107.100.50 over TCP port 443.

Solution: You create an inbound security rule that allows any traffic from the AzureLoadBalancer source and has a cost of 150.

Does this meet the goal?

- A. Yes
- B. No

Answer: A

103.NO.30 You have an Azure subscription.

Users access the resources in the subscription from either home or from customer sites. From home, users must establish a point-to-site VPN to access the Azure resources. The users on the customer sites access the Azure resources by using site-to-site VPNs.

You have a line-of-business app named App1 that runs on several Azure virtual machine. The virtual machines run Windows Server 2016.

You need to ensure that the connections to App1 are spread across all the virtual machines.

What are two possible Azure services that you can use? Each correct answer presents a complete solution.


NOTE: Each correct selection is worth one point.

- A. a public load balancer
- B. Traffic Manager
- C. an Azure Content Delivery Network (CDN)
- D. an internal load balancer
- E. an Azure Application Gateway

Answer: D E

103.NO.31 You have two subscriptions named Subscription1 and Subscription2. Each subscription is associated to a different Azure AD tenant.

Subscription1 contains a virtual network named VNet1.VNet1 contains an Azure virtual machine



named VM1 and has an IP address space of 10.0.0.0/16.

Subscription2 contains a virtual network named VNet2. VNet2 contains an Azure virtual machine named VM2 and has an IP address space of 10.10.0.0/24.

You need to connect VNet1 to VNet2.

What should you do first?

- A. Move VNet1 to Subscription2.
- B. Modify the IP address space of VNet2.
- C. Provision virtual network gateways.
- D. Move VM1 to Subscription2.

Answer: C

Explanation

The virtual networks can be in the same or different regions, and from the same or different subscriptions.

When connecting VNets from different subscriptions, the subscriptions do not need to be associated with the same Active Directory tenant.

Configuring a VNet-to-VNet connection is a good way to easily connect VNets. Connecting a virtual network to another virtual network using the VNet-to-VNet connection type (VNet2VNet) is similar to creating a Site-to-Site IPsec connection to an on-premises location. Both connectivity types use a VPN gateway to provide a secure tunnel using IPsec/IKE, and both function the same way when communicating.

The local network gateway for each VNet treats the other VNet as a local site. This lets you specify additional address space for the local network gateway in order to route traffic.

References:

<https://docs.microsoft.com/en-us/azure/vpn-gateway/vpn-gateway-howto-vnet-vnet-resource-manager-portal>

103.NO.32 You have an Azure subscription named Subscription1 that contains a resource group named RG1.

In RG1, you create an internal load balancer named LB1 and a public load balancer named LB2.

You need to ensure that an administrator named Admin1 can manage LB1 and LB2. The solution must follow the principle of least privilege.

Which role should you assign to Admin1 for each task? To answer, select the appropriate options in the answer area.

NOTE: Each correct selection is worth one point.


Answer Area:

To add a backend pool to LB1:

- Contributor on LB1
- Network Contributor on LB1
- Network Contributor on RG1
- Owner on LB1

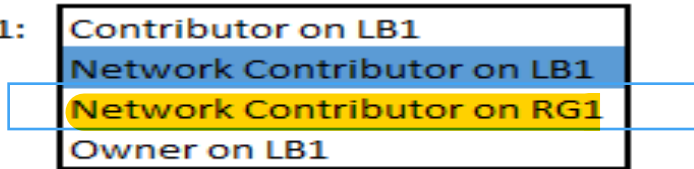
To add a health probe to LB2:

- Contributor on LB2
- Network Contributor on LB2
- Network Contributor on RG1
- Owner on LB2

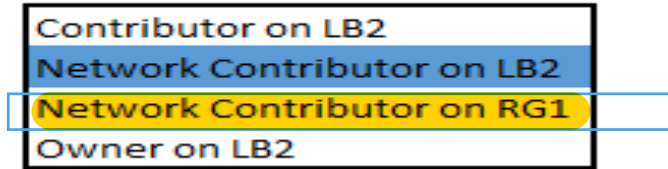


Answer:

To add a backend pool to LB1:



To add a health probe to LB2:



Explanation

103.NO.33 You have an Azure subscription that contains the following resources:

- * 100 Azure virtual machines
- * 20 Azure SQL databases
- * 50 Azure file shares

You need to create a daily backup of all the resources by using Azure Backup. What is the minimum number of backup policies that you must create?

- A. 1
- B. 2
- C. 3
- D. 150
- E. 170

Answer: C

Explanation

There is a limit of 100 VMs that can be associated to the same backup policy from portal. We recommend that for more than 100 VMs, create multiple backup policies with same schedule or different schedule.

One policy for VMS, one for SQL databases, and one for the file shares.

References:

<https://docs.microsoft.com/en-us/azure/backup/backup-azure-vm-backup-faq>


103.NO.34 You have an azure subscription that contain a virtual network named VNet1. VNet1 contains four subnets named **Gateway, perimeter, NVA, and production**.

The NVA contain two network virtual appliance (NVAs) that will do network traffic inspection between the perimeter subnet and the production subnet.

You need to implement an Azure load balancer for the NVAs. The solution must meet the following requirements:

- * The NVAs must run in an active-active configuration that uses automatic failover.
- * The NVAs must load balance traffic to two services on the Production subnet. The services have different IP addresses. Which **three actions** should you perform? Each correct answer presents parts of the solution.

NOTE: Each correct selection is worth one point.



- . Add two load balancing rules that have HA Ports enabled and Floating IP disabled.
- B. Deploy a standard load balancer.
- C. Add a frontend IP configuration, two backend pools, and a health prob.
- D. Add a frontend IP configuration, a backend pool, and a health probe.
- E. Add two load balancing rules that have HA Ports and Floating IP enabled.
- F. Deploy a basic load balancer.

Answer: B C E

Explanation

A standard load balancer is required for the HA ports.

-Two backend pools are needed as there are two services with different IP addresses.

-Floating IP rule is used where backend ports are reused.

103.NO.35 Note: This question is part of a series of questions that present the same scenario. Each question in the series contains a unique solution that might meet the stated goals. Some question sets might have more than one correct solution, while others might not have a correct solution. After you answer a question in this section, you will NOT be able to return to it. As a result, these questions will not appear in the review screen.

You have an Azure subscription that contains 10 virtual networks. The virtual networks are hosted in separate resource groups.

Another administrator plans to create several network security groups (NSGs) in the subscription.

You need to ensure that when an NSG is created, it automatically blocks TCP port 8080 between the virtual networks.

Solution: You configure a custom policy definition, and then you assign the policy to the subscription.

Does this meet the goal?

- A. Yes
- B. No

Answer: A

Explanation

Resource policy definition used by Azure Policy enables you to establish conventions for resources in your organization by describing when the policy is enforced and what effect to take. By defining conventions, you can control costs and more easily manage your resources.

References: <https://docs.microsoft.com/en-us/azure/azure-policy/policy-definition>

103.NO.36 Note: This question is part of a series of questions that present the same scenario. Each question in the series contains a unique solution that might meet the stated goals. Some question sets might have more than one correct solution, while others might not have a correct solution. After you answer a question in this section, you will NOT be able to return to it. As a result, these questions will not appear in the review screen.


You have a computer named Computer1 that has a point-to-site VPN connection to an Azure virtual network named VNet1. The point-to-site connection uses a self-signed certificate.

From Azure, you download and install the VPN client configuration package on a computer named Computer2.

You need to ensure that you can establish a point-to-site VPN connection to VNet1 from Computer2.

Solution: You modify the Azure Active Directory (Azure AD) authentication policies.

Does this meet this goal?



- A. Yes
- B. No

Answer: B

NO.37 You have an Azure subscription that contains a storage account.

You have an on-premises server named Server1 that runs Window Server 2016. Server1 has 2 TB of data.

You need to transfer the data to the storage account by using the Azure Import/Export service.

In which order should you perform the actions? To answer, **move all actions** from the list of actions to the answer area and arrange them in the correct order.

NOTE: More than one order of answer choices is correct. You will receive credit for any of the correct orders you select.

Actions

Detach the external disks from Server1 and ship the disks to an Azure data center.

From the Azure portal, update the import job.

Attach an external disk to Server1 and then run waimportexport.exe.

From the Azure portal, create an import job.

Answer Area

>
<

↑
↓

Answer:

Actions

Detach the external disks from Server1 and ship the disks to an Azure data center.

From the Azure portal, update the import job.

Attach an external disk to Server1 and then run waimportexport.exe.

From the Azure portal, create an import job.

Answer Area

Attach an external disk to Server1 and then run waimportexport.exe.

From the Azure portal, create an import job.

Detach the external disks from Server1 and ship the disks to an Azure data center.

From the Azure portal, update the import job.


>
<

↑
↓

Explanation

103.NO.38 You have an Azure subscription that contains the following users in an Azure Active Directory tenant named contoso.onmicrosoft.com:

Name	Role	Scope
User1	Global administrator	Azure Active Directory
User2	Global administrator	Azure Active Directory
User3	User administrator	Azure Active Directory
User4	Owner	Azure Subscription



User1 creates a new Azure Active Directory tenant named external.contoso.onmicrosoft.com. You need to create new user accounts in external.contoso.com.onmicrosoft.com.

Solution: You instruct User2 to create the user accounts.

A. Yes

B. No

Answer: B

Explanation

Only a global administrator can add users to this tenant. References:

<https://docs.microsoft.com/en-us/azure/devops/organizations/accounts/add-users-to-azure-ad>

103.NO.39 You have an Azure subscription named Subscription1 that contains the storage accounts shown in the following table:

Name	Account kind	Azure service that contains data
storage1	Storage	File
storage2	StorageV2 (general purpose v2)	File, Table
storage3	StorageV2 (general purpose v2)	Queue
storage4	BlobStorage	Blob

You plan to use the Azure Import/Export service to **export data** from Subscription1.

You need to identify which storage account can be used to export the data.

What should you identify?

A. storage1

B. storage2

C. storage3

D. storage4

Answer: D

Explanation

Azure Import/Export service supports the following of storage accounts:

- * Standard General Purpose v2 storage accounts (recommended for most scenarios)
- * Blob Storage accounts
- * General Purpose v1 storage accounts (both Classic or Azure Resource Manager deployments),

Azure Import/Export service supports the following storage types:

- * Import supports Azure Blob storage and Azure File storage
- * Export supports Azure Blob storage

Reference:

<https://docs.microsoft.com/en-us/azure/storage/common/storage-import-export-requirements>

103.NO.40 You have Azure virtual machines that run Windows Server 2019 and are configured as shown in the following table.

Name	Private IP address	Public IP address	Virtual network name	DNS suffix configured in Windows Server
VM1	10.1.0.4	52.186.85.63	VNET1	Adatum.com
VM2	10.1.0.5	13.92.168.13	VNET1	Contoso.com

You create a private Azure DNS zone named adatum.com. You configure the adatum.com zone to allow



o registration from VNET1.

Which A records will be added to the adatum.com zone for each virtual machine? To answer, select the appropriate options in the answer area.

NOTE: Each corret selection is worth one point.

A records for VM1:

- None
- Private IP address only
- Public IP address only
- Private IP address and public IP address

A records for VM2:

- None
- Private IP address only
- Public IP address only
- Private IP address and public IP address

Answer:

A records for VM1:

- None
- Private IP address only
- Public IP address only
- Private IP address and public IP address

A records for VM2:

- None
- Private IP address only
- Public IP address only
- Private IP address and public IP address

Explanation:

The virtual machines are registered (added) to the private zone as A records pointing to their private IP addresses.

Reference: <https://docs.microsoft.com/en-us/azure/dns/private-dns-overview>

<https://docs.microsoft.com/en-us/azure/dns/private-dns-scenarios>

103.NO.41 You have an Azure subscription that contains the public load balancers shown in the following table.

Name	SKU
LB1	Basic
LB2	Standard



You plan to create six virtual machines and to load balance requests to the virtual machines. Each load balancer will load balance three virtual machines.

You need to create the virtual machines for the planned solution.

How should you create the virtual machines? To answer, select the appropriate options in the answer area.

NOTE: Each correct selection is worth one point.

Answer Area:

The virtual machines that will be load balanced by using LB1 must:

<input type="checkbox"/>	be connected to the same virtual network.
<input type="checkbox"/>	be created in the same resource group.
<input type="checkbox"/>	be created in the same availability set or virtual machine scale set.
<input type="checkbox"/>	run the same operating system.

The virtual machines that will be load balanced by using LB2 must:

<input type="checkbox"/>	be connected to the same virtual network.
<input type="checkbox"/>	be created in the same resource group.
<input type="checkbox"/>	be created in the same availability set or virtual machine scale set.
<input type="checkbox"/>	run the same operating system.

Answer:

The virtual machines that will be load balanced by using LB1 must:

<input type="checkbox"/>	be connected to the same virtual network.
<input type="checkbox"/>	be created in the same resource group.
<input checked="" type="checkbox"/>	be created in the same availability set or virtual machine scale set.
<input type="checkbox"/>	run the same operating system.

The virtual machines that will be load balanced by using LB2 must:

<input type="checkbox"/>	be connected to the same virtual network.
<input type="checkbox"/>	be created in the same resource group.
<input checked="" type="checkbox"/>	be created in the same availability set or virtual machine scale set.
<input type="checkbox"/>	run the same operating system.

Explanation

Box 1: be created in the same availability set or virtual machine scale set.

The Basic tier is quite restrictive. A load balancer is restricted to a single availability set, virtual machine scale set, or a single machine.

Box 2: be connected to the same virtual network


The Standard tier can span any virtual machine in a single virtual network, including blends of scale sets, availability sets, and machines.

References:

<https://www.petri.com/comparing-basic-standard-azure-load-balancers>

103.NO.42 You have an Azure subscription named Subcription1 that contains the storage accounts shown in the following table.

Name	Account kind	Azure service that contains data
storage1	Storage	File
storage2	StorageV2 (general purpose v2)	File, Table
storage3	StorageV2 (general purpose v2)	Queue
storage4	BlobStorage	Blob



You plan to use the Azure Import/Export service to **export data** from Subscription1.

- A. storage1
- B. storage2
- C. storage3
- D. storage4

Answer: D

103.NO.43 You have an Azure Active Directory (Azure AD) tenant named adatum.com. Adatum.com contains the groups in the following table.

Name	Group type	Membership type	Membership rule
Group1	Security	Dynamic user	(user.city -startsWith "m")
Group2	Microsoft Office 365	Dynamic user	(user.department -notIn ["HR"])
Group3	Microsoft Office 365	Assigned	<i>Not applicable</i>

You create two user accounts that are configured as shown in the following table.

Name	City	Department	Office 365 license assigned
User1	Montreal	Human resources	Yes
User2	Melbourne	Marketing	No

To which groups do User1 and User2 belong? To answer, select the appropriate options in the NOTE: Each correct selection is worth one point.

Answer Area.

User1:


▼

Group1 only
Group2 only
Group3 only
Group1 and Group2 only
Group1 and Group3 only
Group2 and Group3 only
Group1, Group2, and Group3

User2:

▼

Group1 only
Group2 only
Group3 only
Group1 and Group2 only
Group1 and Group3 only
Group2 and Group3 only
Group1, Group2, and Group3



Answer:

User1:

Group1 only
Group2 only
Group3 only
Group1 and Group2 only
Group1 and Group3 only
Group2 and Group3 only
Group1, Group2, and Group3

User2:

Group1 only
Group2 only
Group3 only
Group1 and Group2 only
Group1 and Group3 only
Group2 and Group3 only
Group1, Group2, and Group3

Explanation:

Box 1: Group1 and Group2 only Both membership rules apply. "HR" in rule and "Human Resources" in department doesn't match. So, the membership rule is not applicable. Tested on lab.

Box 2: Group1 and Group2 only Both membership rules apply.

References: <https://docs.microsoft.com/en-us/sccm/core/clients/manage/collections/create-collections>

103.NO.44 Note: This question is part of a series of questions that present the same scenario. Each question in the series contains a unique solution that might meet the stated goals. Some question sets might have more than one correct solution, while others might not have a correct solution.

After you answer a question in this section, you will NOT be able to return to it. As a result, these questions will not appear in the review screen.

You have an Azure subscription that contains 10 virtual networks. The virtual networks are hosted in separate resource groups.

Another administrator plans to create several network security groups (NSGs) in the subscription.

You need to ensure that when an NSG is created, it automatically blocks TCP port 8080 between the virtual networks.

Solution: From the Resource providers blade, you unregister the Microsoft.ClassicNetwork provider. Does this meet the goal?

A. Yes

No

Answer: B

Explanation

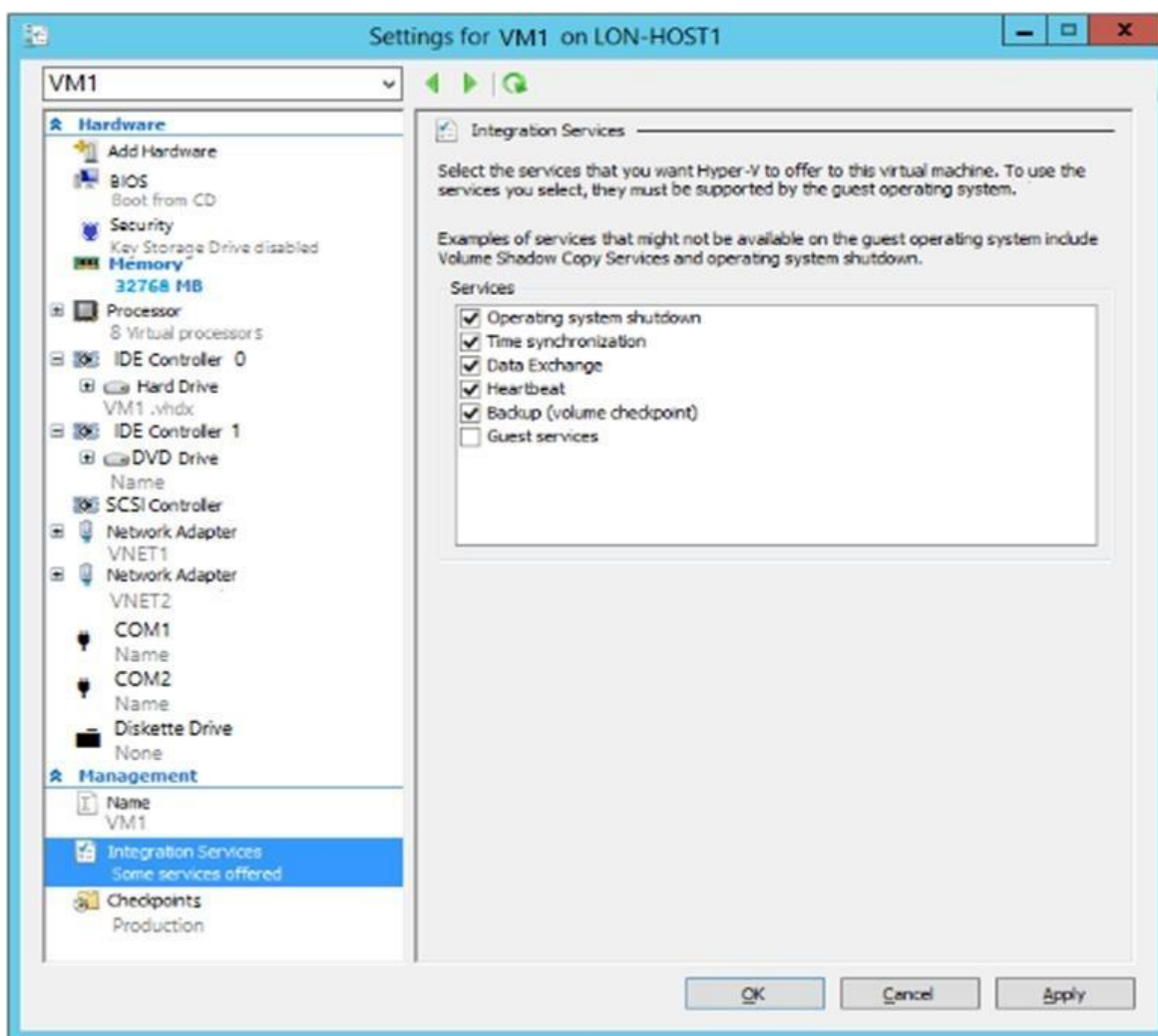
You should use a policy definition.

Reference:

<https://docs.microsoft.com/en-us/azure/azure-policy/policy-definition>

103.NO.45 You have an Azure subscription.


You have an on-premises virtual machine named VM1. The settings for VM1 are shown in the exhibit. (Click the Exhibit button.)



You need to ensure that you can use the disks attached to VM1 as a template for Azure virtual machines.

What should you modify on VM1?

- A. Integration Services
- B. the network adapters
- C. the memory
- D. the hard drive
- E. the processor



Answer: D

Explanation

From the exhibit we see that the disk is in the VHDX format.

Before you upload a Windows virtual machines (VM) from on-premises to Microsoft Azure, you must prepare the virtual hard disk (VHD or VHDX). Azure supports only generation 1 VMs that are in the VHD file format and have a fixed sized disk. The maximum size allowed for the VHD is 1,023 GB. You can convert a generation 1 VM from the VHDX file system to VHD and from a dynamically expanding disk to fixed-sized.

References:

<https://docs.microsoft.com/en-us/azure/virtual-machines/windows/prepare-for-upload-vhd-image?toc=%2fazure%>

NO.46 You have an Azure subscription that contains an Azure Active Directory (Azure AD) tenant named contoso.com and an Azure Kubernetes Service (AKS) cluster named AKS1. An administrator reports that she is unable to grant access to AKS1 to the users in contoso.com. You need to ensure that access to AKS1 can be granted to the contoso.com users. What should you do first?

- A. From contoso.com, modify the Organization relationships settings.
- B. From contoso.com, create an OAuth 2.0 authorization endpoint.
- C. Recreate AKS1.
- D. From AKS1, create a namespace.

Answer: B

Reference:

<https://kubernetes.io/docs/reference/access-authn-authz/authentication/>

NO.47 You have an Azure subscription that contains the Azure virtual machines shown in the following table.

Name	Connected to subnet
VM1	172.16.1.0/24
VM2	172.16.2.0/24

You add inbound security rules to a network security group (NSG) named NSG1 as shown in the following table.


Priority	Source	Destination	Protocol	Port	Action
100	172.16.1.0/24	172.16.2.0/24	TCP	Any	Allow
101	Any	172.16.2.0/24	TCP	Any	Deny

You run Azure Network Watcher as shown in the following exhibit.

The screenshot displays the Azure Network Watcher configuration page. At the top, there are dropdown menus for 'Resource group' (set to RG1) and 'Virtual machine' (set to VM2). Below these are 'Probe Settings' including 'Protocol' (TCP selected) and 'Destination port' (8080). An 'Advanced settings' section is collapsed. A blue 'Check' button is visible. The 'Status' section shows 'Unreachable' with a warning icon. Below that, 'Agent extension version' is 1.4 and 'Source virtual machine' is VM1. There are tabs for 'Grid view' and 'Topology view'. At the bottom is a 'Hops' table:

Name	IP address	Status	Next hop IP add...	RTT from source...
VM1	172.16.1.4	✓	172.16.2.4	-
VM2	172.16.2.4	✗	-	-

You run Network Watcher again as shown in the following exhibit.



Source type *

Virtual machine

*Virtual machine

VM1

Destination

Select a virtual machine Specify manually

Resource group *

RG1

Virtual machine * ⓘ

VM2

Probe Settings

Protocol ⓘ

TCP ICMP

Check

Status

Reachable

Agent extension version

1.4

Source virtual machine

VM1

Grid view Topology view


Hops

Name	IP address	Status	Next hop IP add...	RTT from source...
VM1	172.16.1.4	<input checked="" type="checkbox"/>	172.16.2.4	0
VM2	172.16.2.4	<input checked="" type="checkbox"/>	-	-

For each of the following statements, select Yes if the statement is true. Otherwise, select No.
NOTE: Each correct selection is worth one point.

Answer Area	Yes	No
NSG1 limits VM1 traffic.	<input type="radio"/>	<input type="radio"/>
NSG1 applies to VM2.	<input type="radio"/>	<input type="radio"/>
VM1 and VM2 connect to the same virtual network.	<input type="radio"/>	<input type="radio"/>

Answer:



Answer Area

	Yes	No
NSG1 limits VM1 traffic.	<input checked="" type="radio"/>	<input type="radio"/>
NSG1 applies to VM2.	<input checked="" type="radio"/>	<input type="radio"/>
VM1 and VM2 connect to the same virtual network.	<input type="radio"/>	<input checked="" type="radio"/>

103.NO.48 You have an Azure virtual machine named VM1.

The network interface for VM1 is configured as shown in the exhibit. (Click the Exhibit tab.) You deploy a web server on VM1, and then create a secure website that is accessible by using the HTTPS protocol. VM1 is used as a web server only.

Network Interface: vm1175 Effective security rules Topology

Virtual network/subnet: RG5-vnet/default Public IP: 40.127.109.108 Private IP: 172.16.1.4 Accelerated networking: Disabled

APPLICATION SECURITY GROUPS

Configure the application security groups

INBOUND PORT RULES

Network security group VM1-nsg (attached to network interface: vm1175) Add inbound port rule

Impacts 0 subnets, 1 network interfaces

PRIORITY	NAME	PORT	PROTOCOL	SOURCE	DESTINATION	ACTION
300	RDP	3389	TCP	Any	Any	Allow
400	Rule1	80	TCP	Any	Any	Deny
500	Rule2	80,443	TCP	Any	Any	Deny
1000	Rule4	50-100,400-500	UDP	Any	Any	Allow
2000	Rule5	50-5000	Any	Any	VirtualNetwork	Deny
3000	Rule6	150-300	Any	Any	Any	Allow
4000	Rule3	60-500	Any	Any	VirtualNetwork	Allow
65000	AllowVnetInBound	Any	Any	VirtualNetwork	VirtualNetwork	Allow
65001	AllowAzureLoadBalancerInBo...	Any	Any	AzureLoadBala...	Any	Allow
65500	DenyAllInBound	Any	Any	Any	Any	Deny

You need to ensure that users can connect to the website from the internet. What should you do?

- A. Create a new inbound rule that allows TCP protocol 443 and configure the protocol to have a priority of 501.
- B. For Rule5, change the Action to Allow and change the priority to 401.
- C. Delete Rule1.
- D. Modify the protocol of Rule4.

Answer: B

Explanation


Rule 2 is blocking HTTPS access (port 443) and has a priority of 500.

Changing Rule 5 (ports 50-5000) and giving it a lower priority number will allow access on port 443.

Note: Rules are processed in priority order, with lower numbers processed before higher numbers, because lower numbers have higher priority. Once traffic matches a rule, processing stops.

References:

<https://docs.microsoft.com/en-us/azure/virtual-network/security-overview>



103.NO.49 You have an Azure virtual network named VNet1 that connects to your on-premises network by using a site-to-site VPN. VNet1 contains one subnet named Subnet1. Subnet1 is associated to a network security group (NSG) named NSG1. Subnet1 contains a basic internal load balancer named ILB1. ILB1 has three Azure virtual machines in the backend pool. You need to collect data about the IP addresses that connects to ILB1. You must be able to run interactive queries from the Azure portal against the collected data. What should you do? To answer, select the appropriate options in the answer area. NOTE: Each correct selection is worth one point.

Resource to create:

	▼
An Azure Event Grid	
An Azure Log Analytics workspace	
An Azure Storage account	

Resource on which to enable diagnostics:

	▼
ILB1	
NSG1	
The Azure virtual machines	

Answer:

Resource to create:

	▼
An Azure Event Grid	
An Azure Log Analytics workspace	
An Azure Storage account	

Resource on which to enable diagnostics:

	▼
ILB1	
NSG1	
The Azure virtual machines	

Explanation

Box 1: An Azure Log Analytics workspace

In the Azure portal you can set up a Log Analytics workspace, which is a unique Log Analytics environment with its own data repository, data sources, and solutions


Box 2: ILB1 References:

<https://docs.microsoft.com/en-us/azure/log-analytics/log-analytics-quick-create-workspace>

<https://docs.microsoft.com/en-us/azure/load-balancer/load-balancer-standard-diagnostics>

103.NO.50 You have an Azure subscription named Subscription1 that contains a virtual network named VNet1.

You add the users in the following table.



User	Role
User1	Owner
User2	Security Admin
User3	Network Contributor

Which2? To answer, select the appropriate options in the answer area. NOTE: Each correct selection is worth one point.

Add a subnet to VNet1:

- User1 only
- User3 only
- User1 and User3 only
- User2 and User3 only
- User1, User2, and User3

Assign a user the Reader role to VNet1:

- User1 only
- User2 only
- User3 only
- User1 and User2 only
- User2 and User3 only
- User1, User2, and User3

Answer:

Add a subnet to VNet1:

- User1 only
- User3 only
- User1 and User3 only**
- User2 and User3 only
- User1, User2, and User3

Assign a user the Reader role to VNet1:

- User1 only**
- User2 only
- User3 only
- User1 and User2 only**
- User2 and User3 only
- User1, User2, and User3

Explanation:

Box 1: User1 and User3 only.

The Owner Role lets you manage everything, including access to resources.


The Network Contributor role lets you manage networks, but not access to them. Box

2: User1 and User2 only

The Security Admin role: In Security Center only: Can view security policies, view security states, edit security policies, view alerts and recommendations, dismiss alerts and recommendations.

References:

<https://docs.microsoft.com/en-us/azure/role-based-access-control/built-in-roles>



NO.51 You have an Azure policy as shown in the following exhibit.

SCOPE

* Scope (Learn more about setting the scope)

Subscription 1

Exclusions

Subscription 1/ContosoRG1

BASICS

* Policy definition

Not allowed resource types

* Assignment name ⓘ

Not allowed resource types

Assignment ID

/subscriptions/3eb8d0b6-ce3b-4ce0-a631-9f5321bedabb/providers/Microsoft.Authorization/policyAssignments/0e6fb866b854f54accae2a9

Description

Assigned by:

admin1@contoso.com

PARAMETERS

* Not allowed resource types ⓘ

Microsoft.Sql/servers

What is the effect of the policy?
Which of the following statements are true?

- A. You can create Azure SQL servers in ContosoRG1.
- B. You are prevented from creating Azure SQL servers anywhere in Subscription 1.
- C. You are prevented from creating Azure SQL Servers in ContosoRG1 only.
- D. You can create Azure SQL servers in any resource group within Subscription 1.

Answer: A


Explanation

You are prevented from creating Azure SQL servers anywhere in Subscription1 except ContosoRG1

NO.52 You have an Azure web app named webapp1.

Users report that they often experience HTTP 500 errors when they connect to webapp1.

You need to provide the developers of webapp1 with real-time access to the connection errors. The solution must provide all the connection error details.



What should you do first?

- A. From webapp1, enable Web server logging
- B. From Azure Monitor, create a workbook
- C. From Azure Monitor, create a Service Health alert
- D. From webapp1, turn on Application Logging

Answer: A

NO.53 You have an Azure subscription that contains the resources shown in the following table:

Name	Type	Resource group	Tag
RG6	Resource group	<i>Not applicable</i>	<i>None</i>
VNET1	Virtual network	RG6	Department: D1

You assign a policy to RG6 as shown in the following table:

Section	Setting	Value
Scope	Scope	Subscription1/RG6
	Exclusions	<i>None</i>
Basics	Policy definition	Apply tag and its default value
	Assignment name	Apply tag and its default value
Parameters	Tag name	Label
	Tag value	Value1

To RG6, you apply the tag: RGroup: RG6.

You deploy a virtual network named VNET2 to RG6.

Which tags apply to VNET1 and VNET2? To answer, select the appropriate options in the answer area.

NOTE: Each correct selection is worth one point.

VNET1:

	▼
None	
Department: D1 only	
Department: D1, and RGroup: RG6 only	
Department: D1, and Label: Value1 only	
Department: D1, RGroup: RG6, and Label: Value1	

VNET2:

	▼
None	
RGroup: RG6 only	
Label: Value1 only	
RGroup: RG6, and Label: Value1	



Answer:

VNET1:

▼
None
Department: D1 only
Department: D1, and RGroup: RG6 only
Department: D1, and Label: Value1 only
Department: D1, RGroup: RG6, and Label: Value1

VNET2:

▼
None
RGroup: RG6 only
Label: Value1 only
RGroup: RG6, and Label: Value1

Explanation

VNET1: Department: D1, and Label:Value1 only.

Tags applied to the resource group or subscription are not inherited by the resources.

Note: Azure Policy allows you to use either built-in or custom-defined policy definitions and assign them to either a specific resource group or across a whole Azure subscription.

VNET2: Label:Value1 only.

Reference:

<https://docs.microsoft.com/en-us/azure/azure-resource-manager/management/tag-policies>

103.NO.54 You have an Azure subscription named Subscription1. You have 5 TB of data that you need to transfer to Subscription1. You plan to use an Azure Import/Export job.

What can you use as the destination of the imported data?

- A. an Azure Cosmos DB database
- B. Azure File Storage
- C. the Azure File Sync Storage Sync Service
- D. Azure Data Factory

Answer: B

Explanation

Azure Import/Export service is used to securely import large amounts of data to Azure Blob storage and Azure Files by shipping disk drives to an Azure datacenter.

The maximum size of an Azure Files Resource of a file share is 5 TB.

References:

<https://docs.microsoft.com/en-us/azure/storage/common/storage-import-export-service>

103.NO.55 You have an Azure subscription named



Subscription1. You deploy a Linux virtual machine named VM1 to Subscription1. You need to monitor the metrics and the logs of VM1.

What should you use?

- A. Linux Diagnostic Extension (LAD) 3.0**
- B. Azure Analysis Services
- C. the AzurePerformanceDiagnostics extension
- D. Azure HDInsight

Answer: C

Explanation

You can use extensions to configure diagnostics on your VMs to collect additional metric data.

The basic host metrics are available, but to see more granular and VM-specific metrics, you need to install the Azure diagnostics extension on the VM. The Azure diagnostics extension allows additional monitoring and diagnostics data to be retrieved from the VM.

References: <https://docs.microsoft.com/en-us/azure/virtual-machines/linux/tutorial-monitoring>

NO.56 You have an Azure web app named webapp1.

You have a virtual network named VNET1 and an Azure virtual machine named VM1 that hosts a MySQL database. VM1 connects to VNET1. You need to ensure that webapp1 can access the data hosted on VM1.

What should you do?

- A. Connect webapp1 to VNET1.**
- B. Peer VNET1 to another virtual network.
- C. Deploy an Azure Application Gateway.
- D. Deploy an internal load balancer


Answer: D

NO.57 You plan to deploy an Azure container instance by using the following Azure Resource Manager template.



```
"type": "Microsoft.ContainerInstance/containerGroups",
"apiVersion": "2018-10-01",
"name": "webprod",
"location": "westus",
"properties": {
  "containers": [
    {
      "name": "webprod",
      "properties": {
        "image": "microsoft/iis:nanoserver",
        "ports": [
          {
            "protocol": "TCP",
            "port": 80
          }
        ],
        "environmentVariables": [],
        "resources": {
          "requests": {
            "memoryInGB": 1.5,
            "cpu": 1
          }
        }
      }
    }
  ],
  "restartPolicy": "OnFailure",
  "ipAddress": {
    "ports": [
      {
        "protocol": "TCP",
        "port": 80
      }
    ],
    "ip": "[parameters('IPAddress')]",
    "type": "Public"
  },
  "osType": "Windows"
}
```

Use the drop-down menus to select the answer choice that completes each statement based on the information presented in the template.



Answer Area

Internet users [answer choice].

can connect to the container from any device
cannot connect to the container
can only connect to the container from devices that run Windows

If Internet Information Services (IIS) in the container fail, [answer choice].

the container will restart automatically
the container will only restart manually
the container must be redeployed

Answer:

Answer Area

Internet users [answer choice].

can connect to the container from any device
cannot connect to the container
can only connect to the container from devices that run Windows

If Internet Information Services (IIS) in the container fail, [answer choice].

the container will restart automatically
the container will only restart manually
the container must be redeployed

103.NO.58 You download an Azure Resource Manager template based on an existing virtual machine. The template will be used to deploy 100 virtual machines. You need to modify the template to reference an administrative password. You must prevent the password from being stored in plain text. What should you create to store the password?

- A. Azure Active Directory (AD) Identity Protection and an Azure policy
- B. a Recovery Services vault and a backup policy
- C. an Azure Key Vault and an access policy
- D. an Azure Storage account and an access policy

Answer: C

Explanation

You can use a template that allows you to deploy a simple Windows VM by retrieving the password that is stored in a Key Vault. Therefore the password is never put in plain text in the template parameter file.

References: <https://azure.microsoft.com/en-us/resources/templates/101-vm-secure-password/>

103.NO.59 You have an Azure subscription that contains the resources shown in the following table.

Name	Type	Region
RG1	Resource group	West US
RG2	Resource group	East Asia
storage1	Storage account	West US
storage2	Storage account	East Asia
VM1	Virtual machine	West US



VM1 connects to VNET1.

You need to connect VM1 to VNET2.

Solution: You create a new network interface, and then you add the network interface to VM1.

Does this meet the goal?

- A. Yes
- B. No

Answer: B

Explanation

Instead you should delete VM1. You recreate VM1, and then you add the network interface for VM1.

Note: When you create an Azure virtual machine (VM), you must create a virtual network (VNet) or use an existing VNet. You can change the subnet a VM is connected to after it's created, but you cannot change the VNet.

References:

<https://docs.microsoft.com/en-us/azure/virtual-machines/windows/network-overview>

NO.60 You have an Azure Storage account named storage1.

You plan to use AzCopy to copy data to storage1.

You need to identify the storage services in storage1 to which you can copy the data.

What should you identify?

- A. blob, file, table, and queue
- B. blob and file only
- C. file and table only
- D. file only
- E. blob, table, and queue only

Answer: B

Explanation

AzCopy is a command-line utility that you can use to copy blobs or files to or from a storage account.

Reference:


<https://docs.microsoft.com/en-us/azure/storage/common/storage-use-azcopy-v10>

103.NO.61 You have an Azure subscription.

You plan to use Azure Resource Manager templates to deploy 50 Azure virtual machines that will be part of the same availability set.

You need to ensure that as many virtual machines as possible are available if the fabric fails or during servicing.

How should you configure the template? To answer, select the appropriate options in the answer area.



NOTE: Each correct selection is worth one point.

Answer Area:

```

{
  "$schema": "https://schema.management.azure.com/schemas/2015-01-01/deploymentTemplate.json",
  "contentVersion": "1.0.0.0",
  "parameters": {},
  "resources": [
    {
      "type": "Microsoft.Compute/availabilitySets",
      "name": "ha",
      "apiVersion": "2017-12-01",
      "location": "eastus",
      "properties": {
        "platformFaultDomainCount": 
        "platformUpdateDomainCount": 
      }
    }
  ]
}

```

Answer:

```

{
  "$schema": "https://schema.management.azure.com/schemas/2015-01-01/deploymentTemplate.json",
  "contentVersion": "1.0.0.0",
  "parameters": {},
  "resources": [
    {
      "type": "Microsoft.Compute/availabilitySets",
      "name": "ha",
      "apiVersion": "2017-12-01",
      "location": "eastus",
      "properties": {
        "platformFaultDomainCount": 
        "platformUpdateDomainCount": 
      }
    }
  ]
}

```

Explanation:

Use two fault domains.

2 or 3 is max value, depending on which region you are in.

Use 20 for platformUpdateDomainCount

Increasing the update domain (platformUpdateDomainCount) helps with capacity and availability planning when the platform reboots nodes. A higher number for the pool (20 is max) means that fewer of their nodes in any given availability set would be rebooted at once.

References:

<https://www.itprotoday.com/microsoft-azure/check-if-azure-region-supports-2-or-3-fault-domainsmanaged-disk>

<https://github.com/Azure/acs-engine/issues/1030>



NO.62 You have an Azure virtual machine named VM1 that runs Windows Server 2019. You sign in to VM1 as a user named User 1 and perform the following actions:

- * Create files on drive C.
- * Create files on drive D.
- * Modify the screen saver timeout.
- * Change the desktop background.

You plan to redeploy VM1.

Which changes will be lost after you redeploy VM1?

- A. the modified screen saver timeout
- B. the new desktop background
- C. the new files on drive D
- D. The new files on drive C

Answer: C

Explanation: D drive on the VMs are temporary drive which will replace even if you are restarting the VM.

103.NO.63 You have an Azure subscription that contains an Azure Directory (Azure AD) tenant named contoso.com. The tenant is synced to the on-premises Active Directory domain. The domain contains the users shown in the following table.

Name	Role
SecAdmin1	Security administrator
BillAdmin1	Billing administrator
User1	Reports reader

You enable self-service password reset (SSPR) for all users and configure SSPR to have the following authentication methods:


- * Number of methods required to reset: 2
- * Methods available to users: Mobile phone, Security questions
- * Number of questions required to register: 3
- * Number of questions required to reset: 3

You select the following security questions:

- * What is your favorite food?
- * In what city was your first job?
- * What was the name of your first pet?

For each of the following statements, select Yes if the statement is true. Otherwise, select No.

NOTE: Each correct selection is worth one point.



Statements

Yes

No

SecAdmin1 must answer the following question if he wants to reset his password: In what city was your first job?

BillAdmin1 must answer the following question if he wants to reset his password: What is your favorite food?

User1 must answer the following question if he wants to reset his password: What was the name of your first pet?

Statements

Yes

No

SecAdmin1 must answer the following question if he wants to reset his password: In what city was your first job?

BillAdmin1 must answer the following question if he wants to reset his password: What is your favorite food?

User1 must answer the following question if he wants to reset his password: What was the name of your first pet?

Explanation:

Box 1: No

Administrator accounts are special accounts with elevated permissions. To secure them, the following restrictions apply to changing passwords of administrators:

On-premises enterprise administrators or domain administrators cannot reset their password through Self-service password reset (SSPR). They can only change their password in their on-premises environment.

Thus, we recommend not syncing on-prem AD admin accounts to Azure AD.

An administrator cannot use secret Questions & Answers as a method to reset password.

Box 2: Yes

Self-service password reset (SSPR) is an Azure Active Directory feature that enables employees to reset their passwords without needing to contact IT staff.


Box 3: Yes

References:

<https://docs.microsoft.com/en-us/azure/active-directory/authentication/howto-sspr-deployment>

NO.64 You have an Azure Active Directory (Azure AD) tenant named contoso.com that contains the users shown in the following table:

Name	Type	Member of
User1	Member	Group1
User2	Guest	Group1
User3	Member	None
UserA	Member	Group2
UserB	Guest	Group2



ser3 is the owner of Group1.

Group2 is a member of Group1.

You configure an access review named Review1 as shown in the following exhibit:

Create an access review

Access reviews enable reviewers to attest user's membership in a group or access to an application.

* Review name:

Description:

* Start date:

Frequency:

Duration (in days):

End:

* Number of times:

* End date:

Users

Users to review:

Scope: Guest users only Everyone

* Group:

Reviewers


Reviewers:

Programs

Link to program:

For each of the following statements, select Yes if the statement is true. Otherwise, select No.

NOTE: Each correct selection is worth one point.



Statements	Yes	No
User3 can perform an access review of User1	<input type="radio"/>	<input type="radio"/>
User3 can perform an access review of UserA	<input type="radio"/>	<input type="radio"/>
User3 can perform an access review of UserB	<input type="radio"/>	<input type="radio"/>

Statements	Yes	No
User3 can perform an access review of User1	<input type="radio"/>	<input checked="" type="radio"/>
User3 can perform an access review of UserA	<input type="radio"/>	<input checked="" type="radio"/>
User3 can perform an access review of UserB	<input type="radio"/>	<input type="radio"/>

Reference:

<https://docs.microsoft.com/en-us/azure/active-directory/governance/create-access-review>

103.NO.65 You have an Azure subscription named Subscription1 that contains the virtual networks in the following table.

Name	Subnet
VNet1	Sybnnet11
VNet2	Subnet12
VNet3	Subnet13

Subscription1 contains the virtual machines in the following table.

Name	IP address	Availability set
VM1	Subnet11	AS1
VM2	Subnet11	AS1
VM3	Subnet11	Not applicable
VM4	Subnet11	Not applicable
VM5	Subnet12	Not applicable
VM6	Subnet12	Not applicable

In Subscription1, you create a load balancer that has the following configurations:

- * Name: LB1
- * SKU: Basic
- * Type: Internal
- * Subnet: Subnet12



virtual network: VNET1

For each of the following statements, select Yes if the statement is true. Otherwise, select No.
NOTE: each correct selection is worth one point.

Answer area:

Statements	Yes	No
LB1 can balance the traffic between VM1 and VM2.	<input type="radio"/>	<input type="radio"/>
LB1 can balance the traffic between VM3 and VM4.	<input type="radio"/>	<input type="radio"/>
LB1 can balance the traffic between VM5 and VM6.	<input type="radio"/>	<input type="radio"/>

Answer:



Statements	Yes	No
LB1 can balance the traffic between VM1 and VM2.	<input type="radio"/>	<input type="radio"/>
LB1 can balance the traffic between VM3 and VM4.	<input type="radio"/>	<input checked="" type="radio"/>
LB1 can balance the traffic between VM5 and VM6.	<input type="radio"/>	<input checked="" type="radio"/>

Explanation : Basic load balancer will support VMs on the same availability set. Hence only VM1 and VM2 can be balanced.

NO.66 You plan to deploy several Azure virtual machines that will run Windows Server 2019 in a virtual machine scale set by using an Azure Resource Manager template. You need to ensure that NGINX is available on all the virtual machines after they are deployed. What should you use?

- A. Azure Active Directory (Azure AD) Application Proxy
- B. Azure Application Insights
- C. Azure Custom Script Extension
- D. the New-AzConfigurationAssignment cmdlet

Answer: C

103.NO.67 Note: This question is part of a series of questions that present the same scenario. Each question in the series contains a unique solution that might meet the stated goals. Some question



ts might have more than one correct solution, while others might not have a correct solution. After you answer a question in this section, you will NOT be able to return to it. As a result these questions will not appear in the review screen.

You have an Azure subscription that contains the resources shown in the following table.

Name	Type	Region
RG1	Resource group	West US
RG2	Resource group	East Asia
storage1	Storage account	West US
storage2	Storage account	East Asia
VM1	Virtual machine	West US
VNET1	Virtual network	West US
VNET2	Virtual network	East Asia

VM1 connects to VNET1.

You need to connect VM1 to VNET2.

Solution: You delete VM1. You recreate VM1, and then you create a new network interface for VM1.

Does this meet the goal?

- A. Yes
- B. No

Answer: A

Explanation

Instead, you should delete VM1. You recreate VM1, and then you add the network interface for VM1. Note: When you create an Azure virtual machine (VM), you must create a virtual network (VNet) or use an existing VNet. You can change the subnet a VM is connected to after it's created, but you cannot change the VNet.

References:

<https://docs.microsoft.com/en-us/azure/virtual-machines/windows/network-overview>

103.NO.68 Note: This question is part of a series of questions that present the same scenario. Each question in the series contains a unique solution that might meet the stated goals. Some question sets might have more than one correct solution, while others might not have a correct solution. After you answer a question in this section, you will NOT be able to return to it. As a result, these questions will not appear in the review screen.

You have an Azure subscription that contains the following resources:

- * A virtual network that has a subnet named Subnet1
- * Two network security groups (NSGs) named NSG-VM1 and NSG-Subnet1
- * A virtual machine named VM1 that has the required Windows Server configurations to allow Remote Desktop connections NSG-Subnet1 has the default inbound security rules only. NSG-VM1 has the default inbound security rules and the following custom inbound security rule:
 - * Priority: 100
 - * Source: Any
 - * Source port range: *
 - * Destination: *



Destination port range: 3389

- * Protocol: UDP
- * Action: Allow

VM1 connects to Subnet1. NSG1-VM1 is associated to the network interface of VM1. NSG-Subnet1 is associated to Subnet1.

You need to be able to establish Remote Desktop connections from the internet to VM1.

Solution: You add an inbound security rule to NSG-Subnet1 that allows connections from the Any source to the VirtualNetwork destination for port range 3389 and uses the TCP protocol. You remove NSG-VM1 from the network interface of VM1.

Does this meet the goal?

- A. Yes
- B. No

Answer: A

Explanation

The default port for RDP is TCP port 3389. A rule to permit RDP traffic must be created automatically when you create your VM.

Note on NSG-Subnet1: Azure routes network traffic between all subnets in a virtual network, by default.

References:

<https://docs.microsoft.com/en-us/azure/virtual-machines/troubleshooting/troubleshoot-rdp-connection>

103.NO.69 Note: This question is part of a series of questions that present the same scenario. Each question in the series contains a unique solution that might meet the stated goals. Some question sets might have more than one correct solution, while others might not have a correct solution. After you answer a question in this section, you will NOT be able to return to it. As a result, these questions will not appear in the review screen.

You have an Azure subscription that contains the following resources:

- * A virtual network that has a subnet named Subnet1
- * Two network security groups (NSGs) named NSG-VM1 and NSG-Subnet1
- * A virtual machine named VM1 that has the required Windows Server configurations to allow Remote Desktop connections NSG-Subnet1 has the default inbound security rules only.

NSG-VM1 has the default inbound security rules and the following custom inbound security rule:

- * Priority: 100
- * Source: Any
- * Source port range: *
- * Destination: *
- * Destination port range: 3389
- * Protocol: UDP
- * Action: Allow


VM1 connects to Subnet1. NSG1-VM1 is associated to the network interface of VM1. NSG-Subnet1 is associated to Subnet1.

You need to be able to establish Remote Desktop connections from the internet to VM1.

Solution: You modify the custom rule for NSG-VM1 to use the internet as a source and TCP as a protocol.

Does this meet the goal?

- A. Yes



No

Answer: B

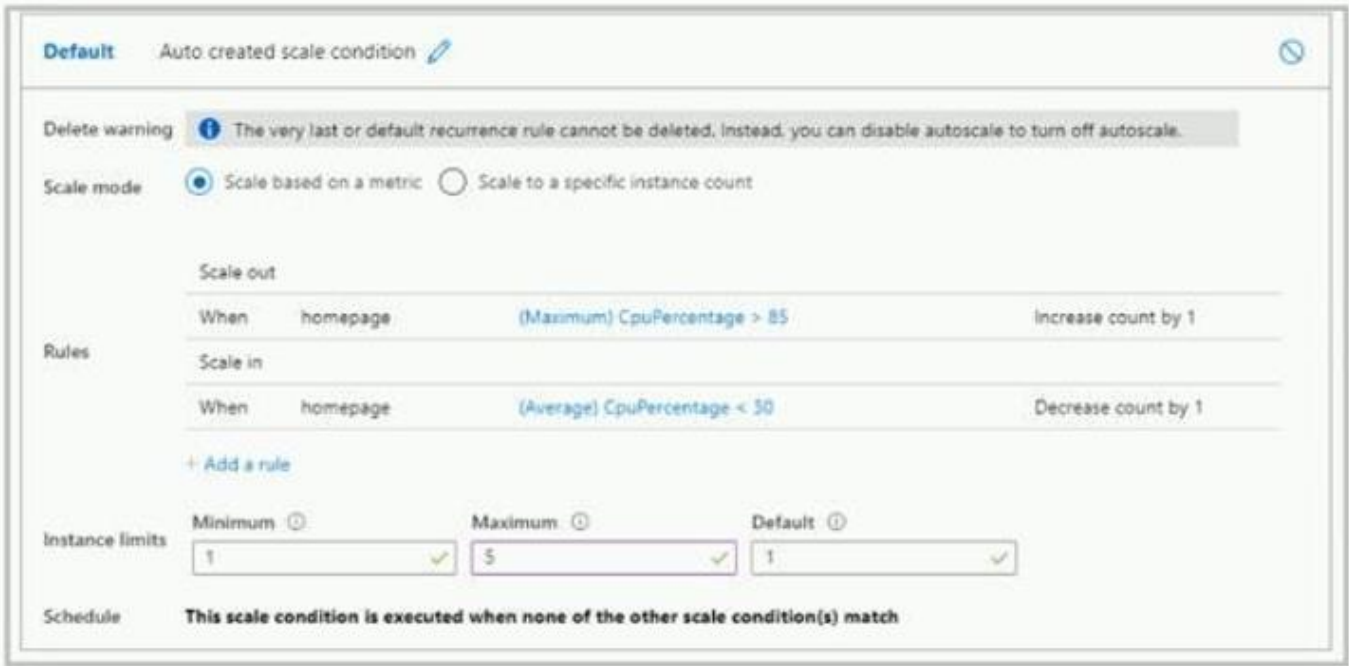
Explanation: The default rule on NSG-Subnet1 wont allow RDP from internet. The default port for RDP is TCP port 3389. A rule to permit RDP traffic must be created automatically when you create your VM.

Note on NSG-Subnet1: Azure routes network traffic between all subnets in a virtual network, by default.


References:

<https://docs.microsoft.com/en-us/azure/virtual-machines/troubleshooting/troubleshoot-rdp-connection>

NO.70 You have the App Service plan shown in the following exhibit.



The scale-in settings for the App Service plan are configured as shown in the following exhibit.



Operator * Metric threshold to trigger scale action * ⓘ

Less than 30

%

Duration (in minutes) * ⓘ

5 ✓

Time grain (in mins) ⓘ Time grain statistic * ⓘ

1 Average

Action

Operation *

Decrease count by ✓

Instance count * Cool down (minutes) * ⓘ

1 5

The scale out rule is configured with the same duration and cool down tile as the scale in rule. Use the drop-down menus to select the answer choice that completes each statement based on the information presented in the graphic.

Answer area:


If CPU usage is 70 percent for one hour and then reaches 90 percent for five minutes, the total number of instances will be **[answer choice]**.

1
2
3
4
5

If the CPU maintains a usage of 90 percent for one hour, and then the average CPU usage is below 25 percent for nine minutes, the number of instances will be **[answer choice]**.

1
2
3
4
5

Answer:



If CPU usage is 70 percent for one hour and then reaches 90 percent for five minutes, the total number of instances will be [answer choice].

If the CPU maintains a usage of 90 percent for one hour, and then the average CPU usage is below 25 percent for nine minutes, the number of instances will be [answer choice].

Explanation

103.NO.71 You have an Azure subscription that contains the virtual machines shown in the following table:

Name	Operating system	Connects to
VM1	Windows Server 2019	Subnet1
VM2	Windows Server 2019	Subnet2

VM1 and VM2 use public IP addresses. From Windows Server 2019 on VM1 and VM2, you allow inbound Remote Desktop connections.

Subnet1 and Subnet2 are in a virtual network named VNET1.

The subscription contains two network security groups (NSGs) named NSG1 and NSG2. NSG1 uses only the default rules.

NSG2 uses the default rules and the following custom incoming rule:

- * Priority: 100
- * Name: Rule1
- * Port: 3389
- * Protocol: TCP
- * Source: Any
- * Destination: Any
- * Action: Allow


NSG1 is associated to Subnet1. NSG2 is associated to the network interface of VM2.

For each of the following statements, select Yes if the statement is true. Otherwise, select No.

NOTE: Each correct selection is worth one point.

Statements	Yes	No
From the Internet, you can connect to VM1 by using Remote Desktop.	<input type="radio"/>	<input type="radio"/>
From the Internet, you can connect to VM2 by using Remote Desktop.	<input type="radio"/>	<input type="radio"/>
From VM1, you can connect to VM2 by using Remote Desktop	<input type="radio"/>	<input type="radio"/>

Answer:



Statements	Yes	No
From the internet, you can connect to VM1 by using Remote Desktop.	<input type="radio"/>	<input checked="" type="radio"/>
From the internet, you can connect to VM2 by using Remote Desktop.	<input checked="" type="radio"/>	<input type="radio"/>
From VM1, you can connect to VM2 by using Remote Desktop.	<input checked="" type="radio"/>	<input type="radio"/>

Explanation: No, yes, Yes NSG1 will block any connections from Internet. Allow only the Internal connectivity.

103.NO.72 You have two Azure Active Directory (Azure AD) tenants named contoso.com and fabrikam.com.

You have a Microsoft account that you use to sign into both tenants. You need to configure the default sign-in tenant for the Azure portal. What should you do?

- A. From the Azure portal, configure the portal settings.
- B. From the Azure portal, change the directory.
- C. From Azure Cloud Shell, run Set-AzureRmContext.
- D. From Azure Cloud Shell, run Set-AzureRmSubscription.

Answer: B

Explanation

The Set-AzureRmContext cmdlet sets authentication information for cmdlets that you run in the current session. The context includes tenant, subscription, and environment information.

References:

<https://docs.microsoft.com/en-us/powershell/module/azurermsprofile/set-azurermscontext>

NO.73 You have a public load balancer that balances ports 80 and 443 across three virtual machines. You need to direct all the Remote Desktop Protocol (RDP) connections to VM3 only. What should you configure?

- A. a load balancing rule
- B. a new public load balancer for VM3
- C. an inbound NAT rule
- D. a frontend IP configuration

Answer: C

Explanation

To port forward traffic to a specific port on specific VMs use an inbound network address translation (NAT) rule.

<https://docs.microsoft.com/en-us/azure/load-balancer/load-balancer-overview>



103.NO.74 You have an Azure subscription named Subscription1 that contains the resources shown in the following table.

Name	Type	Location	Resource group
RG1	Resource group	East US	<i>Not applicable</i>
RG2	Resource group	West US	<i>Not applicable</i>
Vault1	Recovery Services vault	West Europe	RG1
storage1	Storage account	East US	RG2
storage2	Storage account	West US	RG1
storage3	Storage account	West Europe	RG2
Analytics1	Log Analytics workspace	East US	RG1
Analytics2	Log Analytics workspace	West US	RG2
Analytics3	Log Analytics workspace	West Europe	RG1

You plan to configure Azure Backup reports for Vault1.

You are configuring the Diagnostics settings for the AzureBackupReports log.

Which storage accounts and which Log Analytics workspaces can you use for the Azure Backup reports of Vault1? To answer, select the appropriate options in the answer area.



NOTE: Each correct selection is worth one point.

Storage accounts:

	▼
storage1 only	
storage2 only	
storage3 only	
storage1, storage2, and storage3	

Log Analytics workspaces:

	▼
Analytics1 only	
Analytics2 only	
Analytics3 only	
Analytics1, Analytics2, and Analytics3	



Answer:

Storage accounts:

Log Analytics workspaces:

Explanation:

Box 1: storage3 only
Vault1 and storage3 are both in West Europe.

Box 2: Analytics1, Analytics2, and Analytics3

Log Analytics workspace can be created is independent of the location and subscription where your vaults exist.

References:

<https://docs.microsoft.com/en-us/azure/backup/backup-azure-configure-reports>


103.NO.75 You have an Azure subscription that contains two virtual networks named VNet1 and VNet2. Virtual machines connect to the virtual networks.

The virtual networks have the address spaces and the subnets configured as shown in the following table.

Virtual network	Address space	Subnet	Peering
VNet1	10.1.0.0/16	10.1.0.0/24 10.1.1.0/26	VNet2
VNet2	10.2.0.0/16	10.2.0.0/24	VNet1

You need to add the address space of 10.33.0.0/16 to VNet1. The solution must ensure that the hosts on VNet1 and VNet2 can communicate.

Which three actions should you perform in sequence? To answer, move the appropriate actions from the list of actions to the answer area and arrange them in the correct order.



Actions

- On the peering connection in VNet2, allow gateway transit.
- On the peering connection in VNet1, allow gateway transit.
- Create a new virtual network named VNet1.
- Recreate peering between VNet1 and VNet2.
- Add the 10.33.0.0/16 address space to VNet1.
- Remove peering between VNet1 and VNet2.
- Remove VNet1.



Answer Area

Empty answer boxes with navigation arrows on the right.



Answer:

Answer Area

- Remove peering between VNet1 and VNet2.
- Add the 10.33.0.0/16 address space to VNet1.
- Recreate peering between VNet1 and VNet2.





Explanation:

Step 1: Remove peering between Vnet1 and VNet2.

You can't add address ranges to, or delete address ranges from a virtual network's address space once a virtual network is peered with another virtual network. To add or remove address ranges, delete the peering, add or remove the address ranges, then re-create the peering.

Step 2: Add the 10.44.0.0/16 address space to VNet1.

Step 3: Recreate peering between VNet1 and VNet2

References:

<https://docs.microsoft.com/en-us/azure/virtual-network/virtual-network-manage-peering>

103.NO.76 You have an Azure subscription that contains the resources shown in the following table.

Name	Type	Resource group
VNET1	Virtual network	RG1
VM1	Virtual machine	RG1

The Not allowed resources types Azure policy is assigned to RG1 and uses the following parameters:

```
Microsoft.Network/virtualNetworks
Microsoft.Compute/virtualMachines
```

In RG1, you need to create a new virtual machine named VM2, and then connect the VM2 to VNET1. What should you do first?

- A. Remove Microsoft.Network/virtualNetworks from the policy.
- B. Create an Azure Resource Manager template.
- C. Remove Microsoft.Compute/virtualMachines from the policy.
- D. Add a subnet to VNET1.

Answer: C

Explanation

The Not allowed resource types Azure policy prohibits the deployment of specified resource types. You specify an array of the resource types to block. Virtual Networks and Virtual Machines are prohibited.

Reference:

<https://docs.microsoft.com/en-us/azure/governance/policy/samples/not-allowed-resource-types>

103.NO.77 You have an Azure virtual machine named VM1.


You use Azure Backup to create a backup of VM1 named Backup1.

After creating Backup1, you perform the following changes to VM1:

- * Modify the size of VM1.
- * Copy a file named Budget.xls to a folder named Data.
- * Reset the password for the built-in administrator account.
- * Add a data disk to VM1.

An administrator uses the Replace existing option to restore VM1 from Backup1.

You need to ensure that all the changes to VM1 are restored.



Which change should you perform again?

- A. Modify the size of VM1.
- B. Add a data disk.
- C. Reset the password for the built-in administrator account.
- D. Copy Budget.xls to Data.

Answer: D

Explanation

References:

<https://docs.microsoft.com/en-us/azure/backup/backup-azure-arm-restore-vm#replace-existing-disks>

103.NO.78 You have an Azure subscription named Subscription1. Subscription1 contains two Azure virtual machines named VM1 and VM2. VM1 and VM2 run Windows Server 2016. VM1 is backed up daily by Azure Backup without using the Azure Backup agent. VM1 is affected by ransomware that encrypts data. You need to restore the latest backup of VM1. To which location can you restore the backup? To answer, select the appropriate options in the answer area.

NOTE: Each correct selection is worth one point.

You can perform a file recovery of VM1 to:

	▼
VM1 only	
VM1 or a new Azure virtual machine only	
VM1 and VM2 only	
A new Azure virtual machine only	
Any Windows computer that has Internet connectivity	

You can restore VM1 to:

	▼
VM1 only	
VM1 or a new Azure virtual machine only	
VM1 and VM2 only	
Any Windows computer that has Internet connectivity	


Answer:

You can perform a file recovery of VM1 to:

	▼
VM1 only	
VM1 or a new Azure virtual machine only	
VM1 and VM2 only	
A new Azure virtual machine only	
Any Windows computer that has Internet connectivity	

You can restore VM1 to:

	▼
VM1 only	
VM1 or a new Azure virtual machine only	
VM1 and VM2 only	
Any Windows computer that has Internet connectivity	



Explanation

Note: The new VM must be in the same region.

References: [this is question asked in 103 with slight change in answer option.](#)

<https://docs.microsoft.com/en-us/azure/backup/backup-azure-arm-restore-vm>

103.NO.79 You have an Azure subscription named Subscription1. Subscription1 contains the virtual machines in the following table.

Name	IP address
VM1	10.0.1.4
VM2	10.0.2.4
VM3	10.0.3.4

Subscription1 contains a virtual network named VNet1 that has the subnets in the following table.

Name	Address space	Connected virtual machine
Subnet1	10.0.1.0/24	VM1
Subnet2	10.0.2.0/24	VM2
Subnet3	10.0.3.0/24	VM3

VM3 has a network adapter named NIC3. IP forwarding is enabled on NIC3. Routing is enabled on VM3.

You create a route table named RT1. [RT1 is associated to Subnet1 and Subnet2](#) and contains the routes in the following table.

Address prefix	Next hop type	Next hop address
10.0.1.0/24	Virtual appliance	10.0.3.4
10.0.2.0/24	Virtual appliance	10.0.3.4

You [apply RT1 to Subnet1.](#)


For each of the following statements, select Yes if the statement is true. Otherwise, select No.

NOTE: Each correct selection is worth one point.

Answer Area

Statements	Yes	No
Network traffic from VM3 can reach VM1.	<input type="radio"/>	<input type="radio"/>
If VM3 is turned off, network traffic from VM2 can reach VM1.	<input type="radio"/>	<input type="radio"/>
Network traffic from VM1 can reach VM2.	<input type="radio"/>	<input type="radio"/>

Answer:



Statements

Yes

No

Network traffic from VM3 can reach VM1.

If VM3 is turned off, network traffic from VM2 can reach VM1.

Network traffic from VM1 can reach VM2.

Explanation

Box 1: Yes

Traffic from VM1 and VM2 can reach VM3 thanks to the routing table, and as IP forwarding is enabled on VM3, traffic from VM3 can reach VM1.

Box 2: No

VM3, which has IP forwarding, must be turned on, in order for traffic from VM2 to reach VM1.

Box 3: Yes

The traffic from VM1 will reach VM3, which thanks to IP forwarding, will send the traffic to VM2.

Reference:

<https://docs.microsoft.com/en-us/azure/virtual-network/virtual-networks-udr-overview>

103.NO.80 You have an Azure subscription that contains a virtual network named VNET1. VNET1 contains the subnets shown in the following table.

Name	Connected virtual machines
Subnet1	VM1, VM2
Subnet2	VM3, VM4
Subnet3	VM5, VM6

Each virtual machine uses a static IP address.

You need to create network security groups (NSGs) to meet following requirements:

- * Allow web requests from the internet to VM3, VM4, VM5, and VM6.
- * Allow all connections between VM1 and VM2.
- * Allow Remote Desktop connections to VM1.
- * Prevent all other network traffic to VNET1.

What is the minimum number of NSGs you should create?

- A. 1**
- B. 3
- C. 4
- D. 12

Answer: A

Explanation : I could find a reason to have more than one NSG which can be applied to VNET1 here.

Note: A network security group (NSG) contains a list of security rules that allow or deny network traffic to



resources connected to Azure Virtual Networks (VNet). NSGs can be associated to subnets, individual VMs (classic), or individual network interfaces (NIC) attached to VMs (Resource Manager). Each network security group also contains default security rules.

References:

<https://docs.microsoft.com/en-us/azure/virtual-network/security-overview#default-security-rules>

103.NO.81 You have an Azure virtual machine named VM1. Azure collects events from VM1.

You are creating an alert rule in Azure Monitor to notify an administrator when an error is logged in the System event log of VM1.

You need to specify which resource type to monitor.

What should you specify?

- A. metric alert
- B. Azure Log Analytics workspace**
- C. virtual machine
- D. virtual machine extension

Answer: D

Explanation

Azure Monitor can collect data directly from your Azure virtual machines into a Log Analytics workspace for detailed analysis and correlation. Installing the Log Analytics VM extension for Windows and Linux allows Azure Monitor to collect data from your Azure VMs.

Reference:

<https://docs.microsoft.com/en-us/azure/azure-monitor/learn/quick-collect-azurevm>

103.NO.82 You have an Azure subscription that contains 100 virtual machines. You regularly create and delete virtual machines.

You need to identify unused disks that can be deleted.

What should you do?


- A. From Azure Advisor, modify the Advisor configuration.
- B. From Azure Cost Management view Cost Analysis.
- C. From Azure Cost Management view Advisor Recommendations.
- D. From Microsoft Azure Storage Explorer, view the Account Management properties.

Answer: D

NO.83 You have an Azure Storage account named storage1 that uses Azure Blob storage and Azure File storage. You need to use AzCopy to copy data to the blob storage and file storage in storage1.

Which authentication method should you use for each type of storage? To answer, select the appropriate options in the answer area.

NOTE: Each correct selection is worth one point.



Blob storage:

▼
Azure Active Directory (Azure AD) only
Shared access signatures (SAS) only
Access keys and shared access signatures (SAS) only
Azure Active Directory (Azure AD) and shared access signatures (SAS) only
Azure Active Directory (Azure AD), access keys, and shared access signatures (SAS)

File storage:

▼
Azure Active Directory (Azure AD) only
Shared access signatures (SAS) only
Access keys and shared access signatures (SAS) only
Azure Active Directory (Azure AD) and shared access signatures (SAS) only
Azure Active Directory (Azure AD), access keys, and shared access signatures (SAS)

Answer:

Blob storage:

▼
Azure Active Directory (Azure AD) only
Shared access signatures (SAS) only
Access keys and shared access signatures (SAS) only
Azure Active Directory (Azure AD) and shared access signatures (SAS) only
Azure Active Directory (Azure AD), access keys, and shared access signatures (SAS)

File storage:

▼
Azure Active Directory (Azure AD) only
Shared access signatures (SAS) only
Access keys and shared access signatures (SAS) only
Azure Active Directory (Azure AD) and shared access signatures (SAS) only
Azure Active Directory (Azure AD), access keys, and shared access signatures (SAS)

You can provide authorization credentials by using Azure Active Directory (AD), or by using a Shared Access Signature (SAS) token.

Box 1: Both Azure Active Directory (AD) and Shared Access Signature (SAS) token are supported for Blob storage.

Box 2:

Only Shared Access Signature (SAS) token is supported for File storage.


Reference:

<https://docs.microsoft.com/en-us/azure/storage/common/storage-use-azcopy-v10>

103.NO.84 You need to use Azure Automation State Configuration to manage the ongoing consistency of virtual machine configurations.

Which five actions should you perform in sequence? To answer, move the appropriate action from the list of actions to the answer area and arrange them in the correct order.

NOTE: More than one order of answer choices is correct. You will receive credit for any of the correct orders you select.



Actions

- Compile a configuration into a node configuration.
- Onboard the virtual machines to Azure Automation State Configuration.
- Upload a configuration to Azure Automation State Configuration.
- Check the compliance status of the node.
- Assign tags to the virtual machines.
- Assign the node configuration.
- Create a management group.

Answer Area

-
-
-
-
-

Answer:

Actions

- Compile a configuration into a node configuration.
- Onboard the virtual machines to Azure Automation State Configuration.
- Upload a configuration to Azure Automation State Configuration.
- Check the compliance status of the node.
- Assign tags to the virtual machines.
- Assign the node configuration.
- Create a management group.

- Upload a configuration to Azure Automation State Configuration.
Explanation
- Compile a configuration into a node configuration.
- Onboard the virtual machines to Azure Automation State Configuration.
- Assign the node configuration.
- Check the compliance status of the node.

Step 1: Upload a configuration to Azure Automation State Configuration.
Import the configuration into the Automation account.

Step 2: Compile a configuration into a node configuration.
A DSC configuration defining that state must be compiled into one or more node configurations (MOF document), and placed on the Automation DSC Pull Server.

Step 3: Onboard the virtual machines to Azure Automation State Configuration.
Onboard the Azure VM for management with Azure Automation State Configuration Step 4: Assign



the node configuration Step 5: Check the compliance status of the node Each time Azure Automation State Configuration performs a consistency check on a managed node, the node sends a status report back to the pull server. You can view these reports on the page for that node.

On the blade for an individual report, you can see the following status information for the corresponding consistency check:

The report status - whether the node is "Compliant", the configuration "Failed", or the node is "Not Compliant" References:

<https://docs.microsoft.com/en-us/azure/automation/automation-dsc-getting-started>

103.NO.85 You plan to create an Azure Storage account in the Azure region of East US2.

You need to create a storage account that meets the following requirements:

- Replicates synchronously
- Remains available if a single data Center in the region fails.

How should you configure the storage account? To answer, select the appropriate options in the answer area.

NOTE: Each correct selection is worth one point.

Answer Area


Replication:

Geo-redundant storage (GRS)
Locally-redundant storage (LRS)
Read-access geo-redundant storage (RA GRS)
Zone-redundant storage (ZRS)

Account kind:

Blob storage
Storage (general purpose v1)
StorageV2 (general purpose v2)

Answer:



Replication:

Geo-redundant storage (GRS)
Locally-redundant storage (LRS)
Read-access geo-redundant storage (RA GRS)
Zone-redundant storage (ZRS)

Account kind:

Blob storage
Storage (general purpose v1)
StorageV2 (general purpose v2)

Explanation

Box 1: Zone-redundant storage (ZRS)

Zone-redundant storage (ZRS) replicates your data synchronously across three storage clusters in a single region.

LRS would not remain available if a data center in the region fails.

GRS and RA GRS use asynchronous replication.

Box 2: StorageV2 (general purpose V2)

ZRS only support GPv2.

References:

<https://docs.microsoft.com/en-us/azure/storage/common/storage-redundancy>

<https://docs.microsoft.com/en-us/azure/storage/common/storage-redundancy-zrs>

103.NO.86 You have an Azure Active Directory (Azure AD) tenant named contoso.com that is synced to an Active Directory domain. The tenant contains the users shown in the following table.

Name	Type	Source
User1	Member	Azure AD
User2	Member	Windows Server Active Directory
User3	Guest	Microsoft account
User4	Member	Windows Server Active Directory


The users have the attributes shown in the following table.

Name	Office phone	Mobile phone
User1	222-555-1234	222-555-2345
User2	null	null
User3	222-555-1234	222-555-2346
User4	222-555-1234	null

You need to ensure that you can enable Azure Multi-Factor Authentication (MFA) for all four users.

Solution: You add an office phone number for User2.

Does this meet the goal?



- A. Yes
- B. No

Answer: B

Explanation

User3 requires a user account in Azure AD.

Note: Your Azure AD password is considered an authentication method. It is the one method that cannot be disabled.

References:

<https://docs.microsoft.com/en-us/azure/active-directory/authentication/concept-authentication-methods>

NO.87 Note: This question is part of a series of questions that present the same scenario. Each question in the series contains a unique solution that might meet the stated goals. Some question sets might have more than one correct solution, while others might not have a correct solution. After you answer a question in this section, you will NOT be able to return to it. As a result, these questions will not appear in the review screen.

You have an app named App1 that is installed on two Azure virtual machines named VM1 and VM2. Connections to App1 are managed by using an Azure Load Balancer. The effective network security configurations for VM2 are shown in the following exhibit.

Priority	Name	Port	Protocol	Source	Destination	Action
100	Allow_131.107.100.50	443	TCP	131.107.100.50	VirtualNetwork	Allow
200	BlockAllOther443	443	Any	Any	Any	Deny
65000	AllowVnetInBound	Any	Any	VirtualNetwork	VirtualNetwork	Allow
65001	AllowAzureLoadBalancerInBound	Any	Any	AzureLoadBalancer	Any	Allow
65500	DenyAllInBound	Any	Any	Any	Any	Deny


You discover that connections to App1 from 131.107.100.50 over TCP port 443 fail. You verify that the Load Balancer rules are configured correctly.

You need to ensure that connections to App1 can be established successfully from 131.107.100.50 over TCP port 443.

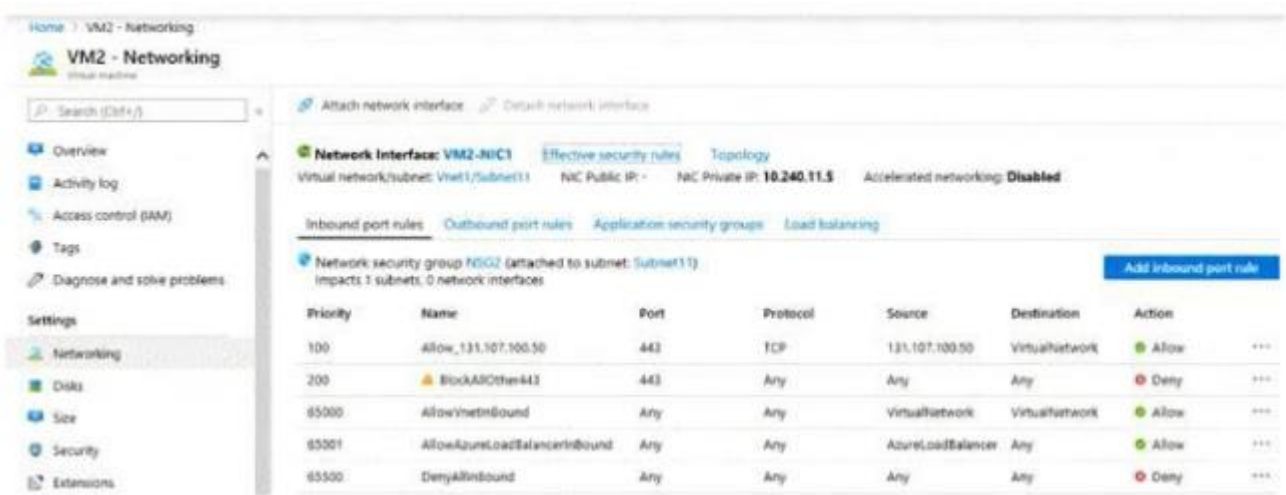
Solution: You modify the priority of the Allow_131.107.100.50 inbound security rule. Does this meet the goal?

- A. Yes
- B. No

Answer: B



Q.88 Note: This question is part of a series of questions that present the same scenario. Each question in the series contains a unique solution that might meet the stated goals. Some question sets might have more than one correct solution, while others might not have a correct solution. After you answer a question in this section, you will NOT be able to return to it. As a result, these questions will not appear in the review screen. You have an app named App1 that is installed on two Azure virtual machines named VM1 and VM2. Connections to App1 are managed by using an Azure Load Balancer. The effective network security configurations for VM2 are shown in the following exhibit.



You discover that connections to App1 from 131.107.100.50 over TCP port 443 fail. You verify that the Load Balancer rules are configured correctly. You need to ensure that connections to App1 can be established successfully from 131.107.100.50 over TCP port 443.

Solution: You create an inbound security rule that allows any traffic from the AzureLoadBalancer source and has a cost of 150. Does this meet the goal?

- A. Yes
- B. No

Answer: A

NO.89 You create an App Service plan named App1 and an Azure web app named webapp1. You discover that the option to create a staging slot is unavailable. You need to create a staging slot for App1.

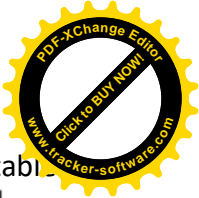

What should you do first?

- A. From webapp1, modify the Application settings.
- B. From webapp1, add a custom domain.
- C. From App1, scale up the App Service plan.
- D. From App1, scale out the App Service plan.

Answer: C

Explanation

<https://docs.microsoft.com/en-us/azure/app-service/manage-scale-up>



103.NO.90 You have an Azure subscription that contains the resources shown in the following table.

Name	Type	Location
VNET1	Virtual network	East US
IP1	Public IP address	West Europe
RT1	Route table	North Europe

You need to create a network interface named NIC1.
In which location can you create NIC1?

- A. East US and North Europe only.
- B. East US and West Europe only.
- C. East US, West Europe, and North Europe.
- D. East US only.

Answer: D

Explanation

A virtual network is required when you create a NIC. Select the virtual network for the network interface. You can only assign a network interface to a virtual network that exists in the same subscription and location as the network interface. Once a network interface is created, you cannot change the virtual network it is assigned to.

The virtual machine you add the network interface to must also exist in the same location and subscription as the network interface.

References:

<https://docs.microsoft.com/en-us/azure/virtual-network/virtual-network-network-interface>

103.NO.91 You have an Azure subscription that contains a virtual network named VNet1. VNet1 uses an IP address space of 10.0.0.0/16 and contains the subnets in the following table.

Name	IP address range
Subnet0	10.0.0.0/24
Subnet1	10.0.1.0/24
Subnet2	10.0.2.0/24
GatewaySubnet	10.0.254.0/24

Subnet1 contains a virtual appliance named VM1 that operates as a router.


You create a routing table named RT1.

You need to route all inbound traffic to VNet1 through VM1.

How should you configure RT1? To answer, select the appropriate options in the answer area.

NOTE: Each correct selection is worth one point.

Answer Area:



Area:

Answer Area

Address prefix

	▼
10.0.0.0/16	
10.0.1.0/24	
10.0.254.0/24	

Next hop type

	▼
Virtual appliance	
Virtual network	
Virtual network gateway	

Assigned to

	▼
GatewaySubnet	
Subnet0	
Subnet1 and Subnet2	

Answer:

Address prefix



	▼
10.0.0.0/16	
10.0.1.0/24	
10.0.254.0/24	

Next hop type

	▼
Virtual appliance	
Virtual network	
Virtual network gateway	

Assigned to

	▼
GatewaySubnet	
Subnet0	
Subnet1 and Subnet2	



103.NO.92 Note: This question is part of a series of questions that present the same scenario. Each question in the series contains a unique solution that might meet the stated goals. Some question sets might have more than one correct solution, while others might not have a correct solution. After you answer a question in this section, you will NOT be able to return to it. As a result, these questions will not appear in the review screen.

You have an Azure subscription named Subscription1 that contains the resources shown in the following table.

Name	Type	Location	Resource group
RG1	Resource group	East US	<i>Not applicable</i>
RG2	Resource group	West Europe	<i>Not applicable</i>
RG3	Resource group	North Europe	<i>Not applicable</i>
VNET1	Virtual network	Central US	RG1
VM1	Virtual machine	West US	RG2

VM1 connects to a virtual network named VNET2 by using a network interface named NIC1. You need to create a new network interface named NIC2 for VM1.

Solution: You create NIC2 in RG2 and Central US.

Does this meet the goal?

- A. Yes
- B. No

Answer: B

Explanation

The virtual machine you attach a network interface to and the virtual network you connect it to must exist in the same location, here West US, also referred to as a region.

References:

<https://docs.microsoft.com/en-us/azure/virtual-network/virtual-network-network-interface>

103.NO.93 You plan to use Azure Network Watcher to perform the following tasks:

Task1: Identify a security rule that prevents a network packet from reaching an Azure virtual machine

Task2: Validate outbound connectivity from an Azure virtual machine to an external host

Which feature should you use for each task? To answer, select the appropriate options in the answer area. NOTE: Each correct selection is worth one point.



Task1:

IP flow verify
Next hop
Packet capture
Security group view
Traffic Analytics

Task2:

Connection troubleshoot
IP flow verify
Next hop
NSG flow logs
Traffic Analytics

Answer:

Task1:

IP flow verify
Next hop
Packet capture
Security group view
Traffic Analytics

Task2:

Connection troubleshoot
IP flow verify
Next hop
NSG flow logs
Traffic Analytics

Explanation

1: IP Flow verify

2: Connection troubleshoot


<https://docs.microsoft.com/en-us/azure/network-watcher/network-watcher-monitoring-overview>

NO.94 You plan to create the Azure web apps shown in the following table.

Name	Runtime stack
WebApp1	.NET Core 3.0
WebApp2	ASP.NET V4.7
WebApp3	PHP 7.3
WebApp4	Ruby 2.6

What is the minimum number of App Service plans you should create for the web apps?

- A. 1
- B. 2**
- C. 3



4

Answer: A

103.NO.95 You have an Azure subscription named Subscription1.

You create an Azure Storage account named contostorage, and then you create a file share named data.

Which UNC path should you include in a script that references files from the data file share? To answer, drag the appropriate values to the correct targets. Each value may be used once, more than once, or not at all. You may need to drag the split bar between panes or scroll to view content.

NOTE: Each correct selection is worth one point.

Answer Area:

- Values**
- blob
 - blob.core.windows.net
 - contostorage
 - data
 - file
 - file.core.windows.net
 - portal.azure.com
 - subscription1

Answer Area


\\ [Value] . [Value] \ [Value]

Answer:

- Values**
- blob
 - blob.core.windows.net
 - file
 - portal.azure.com
 - subscription1

Answer Area

\\ contostorage . file.core.windows.net \ data



Explanation:

Box 1: contosostorage

The name of account

Box 2: file.core.windows.net

Box 3: data

The name of the file share is data.

Example:

References: <https://docs.microsoft.com/en-us/azure/storage/files/storage-how-to-use-files-windows>

NO.96 You have an Azure Kubernetes Service (AKS) cluster named AKS1.

You need to configure cluster autoscaler for AKS1.

Which two tools should you use? Each correct answer presents a complete solution, NOTE: Each correct selection is worth one point


- A. the set-AzAKs cmdlet
- B. the Azure portal
- C. The az aks command
- D. the kubectl command
- E. the set Azvm cmdlet

Answer: B D

NO.97 You have an Azure subscription named Subscription1. In

Subscription1, you create an Azure file share named share1.

You create a shared access signature (SAS) named SAS1 as shown in the following exhibit.



Allowed services ⓘ

Blob File Queue Table

Allowed resource types ⓘ

Service Container Object

Allowed permissions ⓘ

Read Write Delete List Add Create Update Process

Start and expiry date/time ⓘ

Start

2018-09-01

2:00:00 PM

End

2018-09-14

2:00:00 PM

(UTC + 02:00) --- Current Timezone ---

Allowed IP addresses ⓘ

193.77.134.10-193.77.134.50

Allowed protocols ⓘ

HTTPS only HTTPS and HTTP

Signing key ⓘ

key1

Generate SAS and connection string

To answer, select the appropriate options in the answer area. NOTE: Each correct selection is worth one point.


Answer Area

If on September 2, 2018, you run Microsoft Azure Storage Explorer on a computer that has an IP address of 193.77.134.1, and you use SAS1 to connect to the storage account, you **[answer choice]**.

- will be prompted for credentials
- will have no access
- will have read, write, and list access
- will have read-only access

If on September 10, 2018, you run the `net use` command on a computer that has an IP address of 193.77.134.50, and you use SAS1 as the password to connect to share1, you **[answer choice]**.

- will be prompted for credentials
- will have no access
- will have read, write, and list access
- will have read-only access



If on September 2, 2018, you run Microsoft Azure Storage Explorer on a computer that has an IP address of 193.77.134.1, and you use SAS1 to connect to the storage account, you [answer choice].

- will be prompted for credentials
- will have no access
- will have read, write, and list access
- will have read-only access

If on September 10, 2018, you run the `net use` command on a computer that has an IP address of 193.77.134.50, and you use SAS1 as the password to connect to share1, you [answer choice].

- will be prompted for credentials
- will have no access
- will have read, write, and list access
- will have read-only access

Answer:

Explanation: Box 1: Will have no access as the ip address is not in that given range

Box 2: Will have read, write, and list access

The net use command is used to connect to file shares.

References:

<https://docs.microsoft.com/en-us/azure/storage/common/storage-dotnet-shared-access-signature-part-1>

<https://docs.microsoft.com/en-us/azure/vs-azure-tools-storage-manage-with-storage-explorer?tabs=windows>

103.NO.98 You have the Azure virtual networks shown in the following table.

Name	Address space	Subnet	Resource group Azure region
VNet1	10.11.0.0/16	10.11.0.0/17	West US
VNet2	10.11.0.0/17	10.11.0.0/25	West US
VNet3	10.10.0.0/22	10.10.1.0/24	East US
VNet4	192.168.16.0/22	192.168.16.0/24	North Europe

To which virtual networks can you establish a peering connection from VNet1?

- A. VNet2 and VNet3 only
- B. VNet2 only
- C. VNet3 and VNet4 only
- D. VNet2, VNet3, and VNet4

Answer: C

Explanation

References:

<https://docs.microsoft.com/en-us/azure/virtual-network/tutorial-connect-virtual-networks-portal>

103.NO.99 You have five Azure virtual machines that run Windows Server 2016. The virtual machines are configured as web servers.

You have an Azure load balancer named LB1 that provides load balancing services for the virtual machines.



You need to ensure that visitors are serviced by the same web server for each request. What should you configure?

- A. Floating IP (direct server return) to Enabled
- B. Idle Time-out (minutes) to 20
- C. Protocol to UDP
- D. Session persistence to Client IP and Protocol

Answer: D

– Options are changed in this compared to 103 dumps

Reference:

<https://cloudopszone.com/configure-azure-load-balancer-for-sticky-sessions/>

NO.100 You have an Azure subscription that contains a virtual machine scale set. The scale set contains four instances that have the following configurations:

- * Operating system: Windows Server 2016
- * Size: Standard_D1_v2

You run the `get-azvmss` cmdlet as shown in the following exhibit:

```
PS Azure:\> (Get-AzVmss -Name WebProd -ResourceGroupName RG1).VirtualMachineProfile.OsProfile.WindowsConfiguration

ProvisionVMAgent      : True
EnableAutomaticUpdates : False
TimeZone              :
AdditionalUnattendContent :
WinRM                 :


Azure:/
PS Azure:\> Get-AzVmss -Name WebProd -ResourceGroupName RG1 | Select -ExpandProperty UpgradePolicy

Mode RollingUpgradePolicy AutomaticOSUpgradePolicy
-----
Automatic                 Microsoft.Azure.Management.Compute.Models.AutomaticOSUpgradePolicy

Azure:/
PS Azure:\> []
```

Use the drop-down menus to select the answer choice that completes each statement based on the information presented in the graphic.

NOTE: Each correct selection is worth one point.



When an administrator changes the virtual machine size, the size will be changed on up to **[answer choice]** virtual machines simultaneously.

	▼
0	
1	
2	
4	

When a new build of the Windows Server 2016 image is released, the new build will be deployed to up to **[answer choice]** virtual machines simultaneously.

	▼
0	
1	
2	
4	

Answer:

When an administrator changes the virtual machine size, the size will be changed on up to **[answer choice]** virtual machines simultaneously.

	▼
0	
1	
2	
4	

When a new build of the Windows Server 2016 image is released, the new build will be deployed to up to **[answer choice]** virtual machines simultaneously.

	▼
0	
1	
2	
4	

Explanation:

The Get-AzVmssVM cmdlet gets the model view and instance view of a Virtual Machine Scale Set (VMSS) virtual machine.

Box 1: 0

The enableAutomaticUpdates parameter is set to false. To update existing VMs, you must do a manual upgrade of each existing VM.

Box 2: 4

Enabling automatic OS image upgrades on your scale set helps ease update management by safely and automatically upgrading the OS disk for all instances in the scale set.

Reference:

<https://docs.microsoft.com/en-us/azure/virtual-machine-scale-sets/virtual-machine-scale-sets-upgrade-scale-set>

<https://docs.microsoft.com/en-us/azure/virtual-machine-scale-sets/virtual-machine-scale-sets-automatic-upgrade>



103.NO.101 Note: This question is part of a series of questions that present the same scenario. Each question in the series contains a unique solution that might meet the stated goals. Some question sets might have more than one correct solution, while others might not have a correct solution.

After you answer a question in this section, you will NOT be able to return to it. As a result, these questions will not appear in the review screen.

You have an Azure subscription that contains 10 virtual networks. The virtual networks are hosted in separate resource groups.

Another administrator plans to create several network security groups (NSGs) in the subscription. You need to ensure that when an NSG is created, it automatically blocks TCP port 8080 between the virtual networks.

Solution: You assign a built-in policy definition to the subscription.

Does this meet the goal?

- A. Yes
- B. No

Answer: B

Explanation

Resource policy definition used by Azure Policy enables you to establish conventions for resources in your organization by describing when the policy is enforced and what effect to take. However, there are no built-in policy definitions. Though there are sample policy definitions.

Reference:

<https://docs.microsoft.com/en-us/azure/azure-policy/policy-definition>

NO.102 You have an Azure subscription that contains an Azure Storage account. You plan to create an Azure container instance named container1 that will use a Docker image named Image1. Image1 contains a Microsoft SQL Server instance that requires persistent storage. You need to configure a storage service for Container1. What should you use?

- A. Azure Files
- B. Azure Blob storage
- C. Azure Queue storage
- D. Azure Table storage

Answer: A

103.DuplicateQ.NO.103 You have an Azure subscription that contains the virtual machines shown in the following table.

Name	Operating system	Connects to
VM1	Windows Server 2019	Subnet1
VM2	Windows Server 2019	Subnet2

VM1 and VM2 use public IP addresses. From Windows Server 2019 on VM1 and VM2, you allow inbound Remote Desktop connections.

Subnet1 and Subnet2 are in a virtual network named VNET1.



The subscription contains two network security groups (NSGs) named NSG1 and NSG2. NSG1 uses only the default rules.

NSG2 uses the default and the following custom incoming rule:

- * Priority: 100
- * Name: Rule1
- * Port: 3389
- * Protocol: TCP
- * Source: Any
- * Destination: Any
- * Action: Allow

NSG1 connects to Subnet1. NSG2 connects to the network interface of VM2.

For each of the following statements, select Yes if the statement is true. Otherwise, select No.

Statements	Yes	No
From the internet, you can connect to VM1 by using Remote Desktop.	<input type="radio"/>	<input type="radio"/>
From the internet, you can connect to VM2 by using Remote Desktop.	<input type="radio"/>	<input type="radio"/>
From VM1, you can connect to VM2 by using Remote Desktop.	<input type="radio"/>	<input type="radio"/>

Answer:

Statements	Yes	No
From the internet, you can connect to VM1 by using Remote Desktop.	<input type="radio"/>	<input checked="" type="radio"/>
From the internet, you can connect to VM2 by using Remote Desktop.	<input checked="" type="radio"/>	<input type="radio"/>
From VM1, you can connect to VM2 by using Remote Desktop.	<input checked="" type="radio"/>	<input type="radio"/>

Explanation:

Box 1: No

The default port for RDP is TCP port 3389. A rule to permit RDP traffic must be created automatically



When you create your VM.

Box 2: **No**

NSG2 will allow this. Box

3: Yes

NSG2 will allow this.

Note on NSG-Subnet1: Azure routes network traffic between all subnets in a virtual network, by default.

References:

<https://docs.microsoft.com/en-us/azure/virtual-machines/troubleshooting/troubleshoot-rdp-connection>

103.NO.104 You have an Azure subscription that contains the storage accounts shown in the following table.

Name	Kind	Performance	Replication	Access tier
Storage1	Storage (general purpose v1)	Premium	Geo-redundant storage (GRS)	None
Storage2	StorageV2 (general purpose v2)	Standard	Locally-redundant storage (LRS)	Cool
Storage3	StorageV2 (general purpose v2)	Premium	Read-access geo-redundant storage (RA-GRS)	Hot
Storage4	BlobStorage	Standard	Locally-redundant storage (LRS)	Hot

You need to identify which storage account can be converted to zone-redundant storage (ZRS) replication by requesting a live migration from Azure support.

What should you identify?

- A. Storage1
- B. Storage2
- C. Storage3
- D. Storage4


Answer: B

Explanation: ZRS currently supports standard general-purpose v2, FileStorage and BlockBlobStorage Storage account types.

103.NO.105 You have an Azure subscription that contains the following users in an Azure Active Directory tenant named contoso.onmicrosoft.com:

Name	Role	Scope
User1	Global administrator	Azure Active Directory
User2	Global administrator	Azure Active Directory
User3	User administrator	Azure Active Directory
User4	Owner	Azure Subscription

User1 creates a new Azure Active Directory tenant named external.contoso.onmicrosoft.com. You need to create new user accounts in external.contoso.com.onmicrosoft.com.



Question: You instruct User1 to create the user accounts.

- A. Yes
- B. No

Answer: A

Explanation

Only a global administrator can add users to this tenant.

References:

<https://docs.microsoft.com/en-us/azure/devops/organizations/accounts/add-users-to-azure-ad>

103.NO.106 You have an Azure subscription named Sub1.

You plan to deploy a multi-tiered application that will contain the tiers shown in the following table.

Tier	Accessible from the Internet	Number of virtual machines
Front-end web server	Yes	10
Business logic	No	100
Microsoft SQL Server database	No	5

You need to recommend a networking solution to meet the following requirements:

- Ensure that communication between the web servers and the business logic tier spreads equally across the virtual machines.
- Protect the web servers from SQL injection attacks.

Which Azure resource should you recommend for each requirement? To answer, select the appropriate options in the answer area.

NOTE: Each correct selection is worth one point.

Answer Area:


Ensure that communication between the web servers and the business logic tier spreads equally across the virtual machines:

<input type="checkbox"/>	an application gateway that uses the Standard tier
<input type="checkbox"/>	an application gateway that uses the WAF tier
<input type="checkbox"/>	an internal load balancer
<input type="checkbox"/>	a network security group (NSG)
<input type="checkbox"/>	a public load balancer

Protect the web servers from SQL injection attacks:

<input type="checkbox"/>	an application gateway that uses the Standard tier
<input type="checkbox"/>	an application gateway that uses the WAF tier
<input type="checkbox"/>	an internal load balancer
<input type="checkbox"/>	a network security group (NSG)
<input type="checkbox"/>	a public load balancer

Answer:



Ensure that communication between the web servers and the business logic tier spreads equally across the virtual machines:

- an application gateway that uses the Standard tier
- an application gateway that uses the WAF tier
- an internal load balancer
- a network security group (NSG)
- a public load balancer

Protect the web servers from SQL injection attacks:

- an application gateway that uses the Standard tier
- an application gateway that uses the WAF tier
- an internal load balancer
- a network security group (NSG)
- a public load balancer

Explanation:



Box 1: an internal load balancer

Azure Internal Load Balancer (ILB) provides network load balancing between virtual machines that reside inside a cloud service or a virtual network with a regional scope.

Box 2: an application gateway that uses the WAF tier

Azure Web Application Firewall (WAF) on Azure Application Gateway provides centralized protection of your web applications from common exploits and vulnerabilities. Web applications are increasingly targeted by malicious attacks that exploit commonly known vulnerabilities.

References:

<https://docs.microsoft.com/en-us/azure/web-application-firewall/ag/ag-overview>

103.NO.107 You have an Azure virtual network named VNet1 that contains a subnet named Subnet1. Subnet1 contains three Azure virtual machines. Each virtual machine has a public IP address. The virtual machines host several applications that are accessible over port 443 to user on the Internet.

Your on-premises network has a site-to-site VPN connection to VNet1.

You discover that the virtual machines can be accessed by using the Remote Desktop Protocol (RDP) from the Internet and from the on-premises network.

You need to prevent RDP access to the virtual machines from the Internet, unless the RDP connection is established from the on-premises network. The solution must ensure that all the applications can still be accessed by the Internet users.

What should you do?

- A. Modify the address space of the local network gateway.
- B. Remove the public IP addresses from the virtual machines.
- C. Modify the address space of Subnet1.
- D. Create a deny rule in a network security group (NSG) that is linked to Subnet1.

Answer: D

Explanation

You can filter network traffic to and from Azure resources in an Azure virtual network with a network security group. A network security group contains security rules that allow or deny inbound network traffic to, or outbound network traffic from, several types of Azure resources.

References:

<https://docs.microsoft.com/en-us/azure/virtual-network/security-overview>

103.NO.108 Note: This question is part of a series of questions that present the same scenario. Each question in the series contains a unique solution that might meet the stated goals. Some question sets might have more than one correct solution, while others might not have a correct solution. After you answer a question in this section, you will NOT be able to return to it. As a result, these questions will not appear in the review screen.

You have an Azure virtual machine named VM1 that runs Windows Server 2016.

You need to create an alert in Azure when more than two error events are logged to the System log on VM1 within an hour.

Solution: You create an Azure Log Analytics workspace and configure the data settings. You add an extension to VM1. You create an alert in Azure Monitor and specify the Log Analytics workspace as the source.

Does this meet the goal?

- A. Yes

No

Answer: B

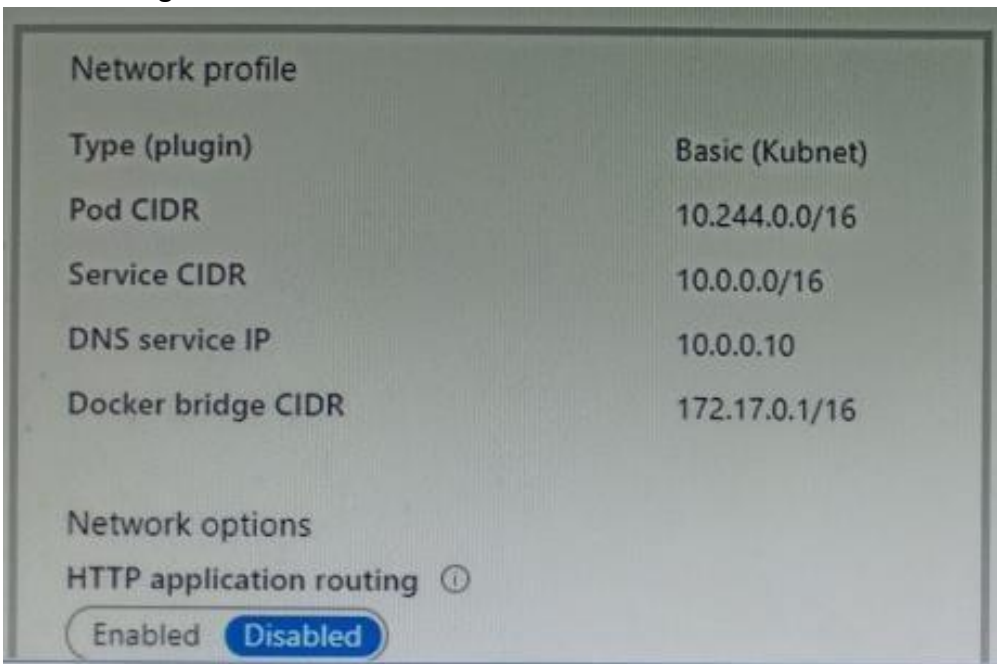
Explanation

Instead: You create an Azure Log Analytics workspace and configure the data settings. You install the Microsoft Monitoring Agent on VM1. You create an alert in Azure Monitor and specify the Log Analytics workspace as the source.

Reference:

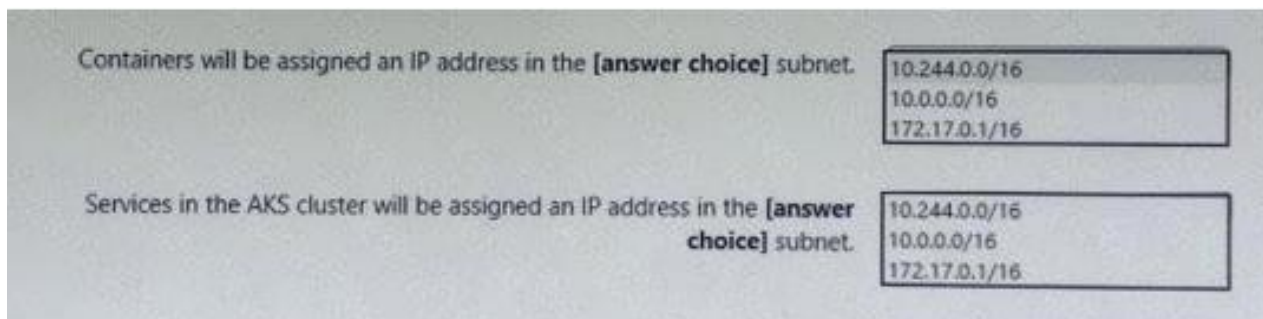
<https://docs.microsoft.com/en-us/azure/azure-monitor/platform/agents-overview>

NO.109 You deploy an Azure Kubernetes Service (AKS) cluster that has the network profile shown in the following exhibit.




Use the drop-down menus to select the answer choice that completes each statement based on the information presented in the graphic. NOTE: Each correct selection is worth one point.

Answer Area:



Answer:



Containers will be assigned an IP address in the [answer choice] subnet. 10.0.0.0/16

Services in the AKS cluster will be assigned an IP address in the [answer choice] subnet. 10.244.0.0/16

103.NO.110 You have an Azure subscription named Subscription1 that has the following providers registered:

- * Authorization
- * Automation
- * Resources
- * Compute
- * KeyVault
- * Network
- * Storage
- * Billing
- * Web

Subscription1 contains an Azure virtual machine named VM1 that has the following configurations:

- * Private IP address: 10.0.0.4 (dynamic)
- * Network security group (NSG): NSG1
- * Public IP address: None
- * Availability set: AVSet
- * Subnet: 10.0.0.0/24
- * Managed disks: No
- * Location: East US

You need to record all the successful and failed connection attempts to VM1.

Which three actions should you perform? Each correct answer presents part of the solution.

NOTE: Each correct selection is worth one point.

- A. Register the Microsoft.Insights resource provider
- B. Add an Azure Network Watcher connection monitor
- C. Register the Microsoft.LogAnalytics provider
- D. Enable Azure Network Watcher in the East US Azure region
- E. Create an Azure Storage account
- F. Enable Azure Network Watcher flow logs

Answer: C D E

Explanation

References:

<https://docs.microsoft.com/en-us/azure/network-watcher/network-watcher-nsg-flow-logging-portal>

103.NO.111 You create a virtual machine scale set named Scale1. Scale1 is configured as shown in the following exhibit.



INSTANCES

* Instance count ⓘ ✓

* Instance size (View full pricing details) ⓘ ✓

Deploy as low priority ⓘ No Yes

Use managed disks ⓘ No Yes

+ Show advanced settings

AUTOSCALE

Autoscale ⓘ Disabled Enabled

* Minimum number of VMs ⓘ ✓

* Maximum number of VMs ⓘ ✓

Scale out

* CPU threshold (%) ⓘ ✓

* Number of VMs to increase by ⓘ ✓

Scale in

* CPU threshold (%) ⓘ ✓

* Number of VMs to decrease by ⓘ ✓

Use the drop-down menus to select the answer choice that completes each statement based on the information presented in the graphic.

Answer Area:

If Scale1 is utilized at 85 percent for six minutes, Scale1 will be running [answer choice].


- ▼
- 2 virtual machines
- 4 virtual machines
- 6 virtual machines
- 10 virtual machines
- 20 virtual machines

If Scale1 is first utilized at 25 percent for six minutes, and then utilized at 50 percent for six minutes, Scale1 will be running [answer choice].

- ▼
- 2 virtual machines
- 4 virtual machines
- 6 virtual machines
- 10 virtual machines
- 20 virtual machines

Answer:

Explanation



If Scale1 is utilized at 85 percent for six minutes, Scale1 will be running [answer choice].

- 2 virtual machines
- 4 virtual machines
- 6 virtual machines
- 10 virtual machines
- 20 virtual machines

If Scale1 is first utilized at 25 percent for six minutes, and then utilized at 50 percent for six minutes, Scale1 will be running [answer choice].

- 2 virtual machines
- 4 virtual machines
- 6 virtual machines
- 10 virtual machines
- 20 virtual machines

Box 1:

The Autoscale scale out rule increases the number of VMs by 2 if the CPU threshold is 80% or higher. The initial instance count is 4 and rises to 6 when the 2 extra instances of VMs are added.

Box 2:

The Autoscale scale in rule decreases the number of VMs by 4 if the CPU threshold is 30% or lower. The initial instance count is 4 and thus cannot be reduced to 0 as the minimum instances is set to 2. Instances are only added when the CPU threshold reaches 80%.

References:

<https://docs.microsoft.com/en-us/azure/azure-monitor/platform/autoscale-overview>

<https://docs.microsoft.com/en-us/azure/azure-monitor/platform/autoscale-best-practices>

<https://docs.microsoft.com/en-us/azure/azure-monitor/platform/autoscale-common-scale-patterns>

103.NO.112 You have an Azure subscription that contains the resource groups shown in the following table.

Name	Location
RG1	West US
RG2	East US

RG1 contains the resources shown in the following table.

Name	Type	Location
storage1	Storage account	West US
VNet1	Virtual network	West US
NIC1	Network interface	West US
Disk1	Disk	West US
VM1	Virtual machine	West US

VM1 is running and connects to NIC1 and Disk1. NIC1 connects to VNET1.

RG2 contains a public IP address named IP2 that is in the East US location. IP2 is not assigned to a virtual machine.



For each of the following statements, select Yes if the statement is true. Otherwise, select No.
NOTE: Each correct selection is worth one point.

Answer Area:

Statements	Yes	No
You can move storage1 to RG2.	<input type="radio"/>	<input type="radio"/>
You can move NIC1 to RG2.	<input type="radio"/>	<input type="radio"/>
If you move IP2 to RG1, the location of IP2 will change.	<input type="radio"/>	<input type="radio"/>

Answer:

Statements	Yes	No
You can move storage1 to RG2.	<input checked="" type="radio"/>	<input type="radio"/>
You can move NIC1 to RG2.	<input type="radio"/>	<input checked="" type="radio"/>
If you move IP2 to RG1, the location of IP2 will change.	<input type="radio"/>	<input checked="" type="radio"/>

Explanation:

Box 1: **Yes**. You can move storage

Box 2: **No**. You can't move a NIC that is attached to a virtual machine to a new resource group.

Box 3: **No**. Azure Public IPs are region specific and can't be moved from one region to another.

Reference:

<https://docs.microsoft.com/en-us/azure/azure-resource-manager/management/move-support-resources>

<https://docs.microsoft.com/en-us/azure/virtual-network/move-across-regions-publicip-powershell>

103.NO.113 You have an Azure subscription that contains the following users in an Azure Active Directory tenant named contoso.onmicrosoft.com:

Name	Role	Scope
User1	Global administrator	Azure Active Directory
User2	Global administrator	Azure Active Directory
User3	User administrator	Azure Active Directory
User4	Owner	Azure Subscription

User1 creates a new Azure Active Directory tenant named external.contoso.onmicrosoft.com.



You need to create new user accounts in external.contoso.com.onmicrosoft.com.

Solution: You instruct User3 to create the user accounts.

- A. Yes
- B. No

Answer: B

Explanation: Only a global administrator can add users to this tenant. References:

<https://docs.microsoft.com/en-us/azure/devops/organizations/accounts/add-users-to-azure-ad>

103.NO.114 You have an Azure virtual machine named VM1 that connects to a virtual network named VNet1. VM1 has the following configurations:

- * Subnet: 10.0.0.0/24
- * Availability set: AVSet
- * Network security group (NSG): None
- * Private IP address: 10.0.0.4 (dynamic)
- * Public IP address: 40.90.219.6 (dynamic)

You deploy a standard, Internet-facing load balancer named slb1.

You need to configure slb1 to allow connectivity to VM1.

Which changes should you apply to VM1 as you configure slb1? To answer, select the appropriate options in the answer area.

NOTE: Each correct selection is worth one point.

Before you create a backend pool on slb1, you must:

▼
Create and assign an NSG to VM1
Remove the public IP address from VM1
Change the private IP address of VM1 to static

Before you can connect to VM1 from slb1, you must:

▼
Create and configure an NSG
Remove the public IP address from VM1
Change the private IP address of VM1 to static

Answer:

Before you create a backend pool on slb1, you must:

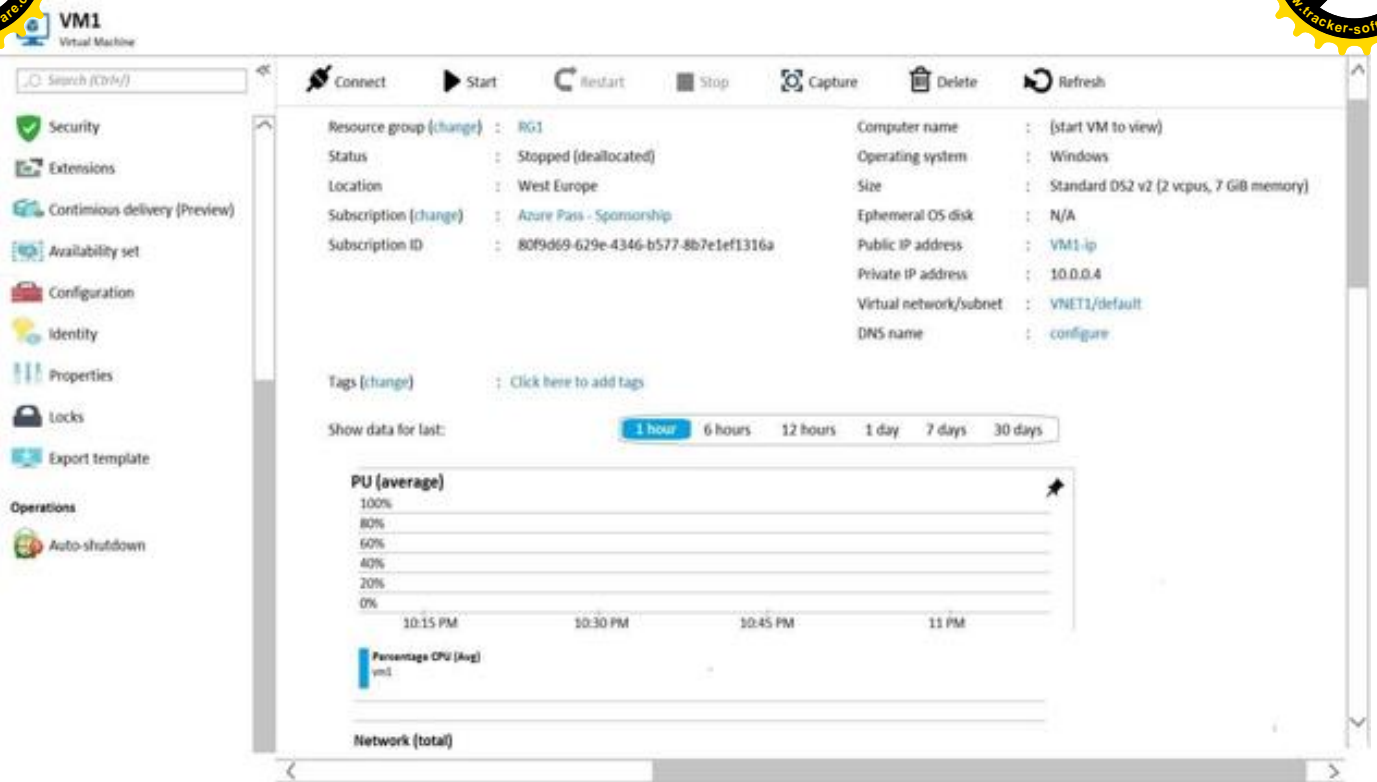

▼
Create and assign an NSG to VM1
Remove the public IP address from VM1
Change the private IP address of VM1 to static

Before you can connect to VM1 from slb1, you must:

▼
Create and configure an NSG
Remove the public IP address from VM1
Change the private IP address of VM1 to static

103.NO.115 You create an Azure VM named VM1 that runs Windows Server 2019.

VM1 is configured as shown in the exhibit. (Click the Exhibit button.)



You need to enable Desired State Configuration for VM1.

What should you do first?

- A. Configure a DNS name for VM1.
- B. Start VM1.
- C. Connect to VM1.
- D. Capture a snapshot of VM1.

Answer: B

Explanation

Status is Stopped (Deallocated).

The DSC extension for Windows requires that the target virtual machine is able to communicate with Azure.

The VM needs to be started.

References:

<https://docs.microsoft.com/en-us/azure/virtual-machines/extensions/dsc-windows>

103.NO.116 You have an Azure subscription named Subscription1. You have 5 TB of data that you need to transfer to Subscription1. You plan to use an Azure Import/Export job. What can you use as the destination of the imported data?

- A. Azure Data Lake Store
- B. a virtual machine
- C. the Azure File Sync Storage Sync Service
- D. Azure Blob storage

Answer: D



Explanation

Azure Import/Export service is used to securely import large amounts of data to Azure Blob storage and Azure Files by shipping disk drives to an Azure datacenter.

The maximum size of an Azure Files Resource of a file share is 5 TB.

Reference:

<https://docs.microsoft.com/en-us/azure/storage/common/storage-import-export-service>

103.NO.117 You have an Azure subscription named Subscription1. In Subscription1, you create an alert rule named Alert1.

The Alert1 action group is configured as shown in the following exhibit.

```

PS Azure:\> Get-AzureRmActionGroup

ResourceGroupName: default-activitylogalerts
GroupShortName    : AG1
Enabled           : True
EmailReceivers    : {Action1_EmailAction-}
SmsReceivers      : {Action_SMSAction-}
WebhookReceivers  : {}
Id                : /subscriptions/a4fde29b-d56a-4f6c-8298-6c53cd0b720c/
resourceGroups/default-activitylogalerts/providers/microsoft.insights/actionGroups/ActionGroup1
Name              : ActionGroup1
Type              : Microsoft.Insights/ActionGroups
Location          : Global
Tags              : {}

```

Alert1 alert criteria is triggered every minute.

Use the drop-down menus to select the answer choice that completes each statement based on the information presented in the graphic.

NOTE: Each correct selection is worth one point.

Answer Area:

The number of email messages that Alert1 will send in an hour is [answer choice].

0
4
6
12
60

The number of SMS messages that Alert1 will send in an hour is [answer choice].

0
4
6
12
60



The number of email messages that Alert1 will send in an hour is [answer choice].

0
4
6
12
60

The number of SMS messages that Alert1 will send in an hour is [answer choice].

0
4
6
12
60

Explanation:

Box 1: 60

One alert per minute will trigger one email per minute.

Box 2: 12

No more than 1 SMS every 5 minutes can be send, which equals 12 per hour.

Note: Rate limiting is a suspension of notifications that occurs when too many are sent to a particular phone number, email address or device. Rate limiting ensures that alerts are manageable and actionable.

The rate limit thresholds are:

SMS: No more than 1 SMS every 5 minutes.

Voice: No more than 1 Voice call every 5 minutes.

Email: No more than 100 emails in an hour.


Other actions are not rate limited.

References:

<https://github.com/MicrosoftDocs/azure-docs/blob/master/articles/monitoring-and-diagnostics/monitoring-overv>

NO.118 You have an Azure virtual machine named VM1 that runs Windows Server 2019. You save VM1 as a template named Template1 to the Azure Resource Manager library. You plan to deploy a virtual machine named VM2 from Template1. What can you configure during the deployment of VM2?

- A. virtual machine size
- B. operating system
- C. administrator username
- D. resource group**



Answer: D

Explanation



When deploying a virtual machine from a template, you must specify:

- * the Resource Group name and location for the VM
- * the administrator username and password
- * an unique DNS name for the public IP



Reference:

<https://docs.microsoft.com/en-us/azure/virtual-machines/windows/ps-template>

103.NO.119 You have an Azure Linux virtual machine that is protected by Azure Backup. One week ago, two files were deleted from the virtual machine. You need to restore the deleted files to an on-premises computer as quickly as possible. Which four actions should you perform in sequence? To answer, move the appropriate actions from the list of actions to the answer area and arrange them in the correct order.

Actions		Answer Area
Mount a VHD.	 	
Copy the files by using File Explorer.		
Download and run a script.		
Select a restore point.		
Copy the files by using AZCopy.		
From the Azure portal, click Restore VM from the vault.		
From the Azure portal, click File Recovery from the vault.		

Answer:

Actions		Answer Area
Mount a VHD.	 	From the Azure portal, click File Recovery from the vault.
Copy the files by using File Explorer.		Select a restore point.
Download and run a script.		Download and run a script.
Select a restore point.		Copy the files by using AZCopy.
Copy the files by using AZCopy.		
From the Azure portal, click Restore VM from the vault.		
From the Azure portal, click File Recovery from the vault.		

Explanation:

To restore files or folders from the recovery point, go to the virtual machine and choose the desired recovery point.

Step 0. In the virtual machine's menu, click Backup to open the Backup dashboard.

Step 1. In the Backup dashboard menu, click File Recovery.

Step 2. From the Select recovery point drop-down menu, select the recovery point that holds the files you want. By default, the latest recovery point is already selected.



Step 3: To download the software used to copy files from the recovery point, click Download Executable (for Windows Azure VM) or Download Script (for Linux Azure VM, a python script is generated).

Step 4: Copy the files by using AzCopy

AzCopy is a command-line utility designed for copying data to/from Microsoft Azure Blob, File, and Table storage, using simple commands designed for optimal performance. You can copy data between a file system and a storage account, or between storage accounts.

References:

<https://docs.microsoft.com/en-us/azure/backup/backup-azure-restore-files-from-vm>

<https://docs.microsoft.com/en-us/azure/storage/common/storage-use-azcopy>

103.NO.120 Note: This question is part of a series of questions that present the same scenario. Each question in the series contains a unique solution that might meet the stated goals. Some question sets might have more than one correct solution, while others might not have a correct solution.

After you answer a question in this section, you will NOT be able to return to it. As a result, these questions will not appear in the review screen.

You have an Azure subscription that contains the following users in an Azure Active Directory tenant named contoso.onmicrosoft.com:

Name	Role	Scope
User1	Global administrator	Azure Active Directory
User2	Global administrator	Azure Active Directory
User3	User administrator	Azure Active Directory
User4	Owner	Azure Subscription

User1 creates a new Azure Active Directory tenant named external.contoso.onmicrosoft.com.

You need to create new user accounts in external.contoso.onmicrosoft.com.

Solution: You instruct User4 to create the user accounts.

Does that meet the goal?

A. yes

B. No

Answer: A

Explanation

Only a global administrator can add users to this tenant.

Reference:

<https://docs.microsoft.com/en-us/azure/devops/organizations/accounts/add-users-to-azure-ad>

103.NO.121 You plan to automate the deployment of a virtual machine scale set that uses the Windows Server 2016 Datacenter image.

You need to ensure that when the scale set virtual machines are provisioned, they have web server components installed.

Which two actions should you perform? Each correct answer presents part of the solution.

NOTE Each correct selection is worth one point.

A. Modify the extensionProfile section of the Azure Resource Manager template.

B. Create a new virtual machine scale set in the Azure portal.



Create an Azure policy.

- D. Create an automation account.
- E. Upload a configuration script.

Answer: A B

Explanation

Virtual Machine Scale Sets can be used with the Azure Desired State Configuration (DSC) extension handler.

Virtual machine scale sets provide a way to deploy and manage large numbers of virtual machines, and can elastically scale in and out in response to load. DSC is used to configure the VMs as they come online so they are running the production software.

References: <https://docs.microsoft.com/en-us/azure/virtual-machine-scale-sets/virtual-machine-scale-sets-dsc>

NO.122 Note: This question is part of a series of questions that present the same scenario. Each question in the series contains a unique solution that might meet the stated goals. Some question sets might have more than one correct solution, while others might not have a correct solution. After you answer a question in this section, you will NOT be able to return to it. As a result, these questions will not appear in the review screen.

You deploy an Azure Kubernetes Service (AKS) cluster named AKS1.

You need to deploy a YAML file to AKS1.

Solution: From the Azure CLI, you run the kubectl client.

Does this meet the goal?

- A. Yes
- B. No

Answer: A

103.NO.123 Note: This question is part of a series of questions that present the same scenario. Each question in the series contains a unique solution that might meet the stated goals. Some question sets might have more than one correct solution, while others might not have a correct solution.

After you answer a question in this section, you will NOT be able to return to it. As a result, these questions will not appear in the review screen.

You have an Azure Active Directory (Azure AD) tenant named Adatum and an Azure Subscription named Subscription1. Adatum contains a group named Developers. Subscription1 contains a resource group named Dev.

You need to provide the Developers group with the ability to create Azure logic apps in the Dev resource group.

Solution: On Dev, you assign the Logic App Contributor role to the Developers group.

Does this meet the goal?

- A. Yes
- B. No

Answer: A



Explanation

The Logic App Contributor role lets you manage logic app, but not access to them. It provides access to view, edit, and update a logic app.

References:

<https://docs.microsoft.com/en-us/azure/role-based-access-control/built-in-roles>

<https://docs.microsoft.com/en-us/azure/logic-apps/logic-apps-securing-a-logic-app>

103.NO.124 Note: This question is part of a series of questions that present the same scenario. Each question in the series contains a unique solution that might meet the stated goals. Some question sets might have more than one correct solution, while others might not have a correct solution.

After you answer a question in this section, you will NOT be able to return to it. As a result, these questions will not appear in the review screen.

You have an Azure subscription named Subscription1. Subscription1 contains a resource group named RG1.

RG1 contains resources that were deployed by using templates.

You need to view the date and time when the resources were created in RG1.

Solution: From the RG1 blade, you click Automation script.

Does this meet the goal?

A. Yes

B. No

Answer: B

Explanation

From the RG1 blade, click Deployments. You see a history of deployment for the resource group.

Reference:

<https://docs.microsoft.com/en-us/azure/azure-resource-manager/templates/template-tutorial-create-first-template?>

103.NO.125 Note: This question is part of a series of questions that present the same scenario. Each question in the series contains a unique solution that might meet the stated goals. Some question sets might have more than one correct solution, while others might not have a correct solution.

After you answer a question in this section, you will NOT be able to return to it. As a result, these questions will not appear in the review screen.

You have an Azure subscription that contains 10 virtual networks. The virtual networks are hosted in separate resource groups.

Another administrator plans to create several network security groups (NSGs) in the subscription.

You need to ensure that when an NSG is created, it automatically blocks TCP port 8080 between the virtual networks.

Solution: You create a resource lock, and then you assign the lock to the subscription.


Does this meet the goal?

A. Yes

B. No

Answer: B

Explanation



How can I freeze or lock my production/critical Azure resources from accidental deletion? There is a way to do this with both ASM and ARM resources using Azure resource lock.

References:

<https://blogs.msdn.microsoft.com/azureedu/2016/04/27/using-azure-resource-manager-policy-and-azure-lock-to->

103.NO.126 Note: This question is part of a series of questions that present the same scenario. Each question in the series contains a unique solution that might meet the stated goals. Some question sets might have more than one correct solution, while others might not have a correct solution.

After you answer a question in this section, you will NOT be able to return to it. As a result, these questions will not appear in the review screen.

You have an Azure subscription named Subscription1 that contains the resources shown in the following table.

Name	Type	Location	Resource group
RG1	Resource group	East US	<i>Not applicable</i>
RG2	Resource group	West Europe	<i>Not applicable</i>
RG3	Resource group	North Europe	<i>Not applicable</i>
VNET1	Virtual network	Central US	RG1
VM1	Virtual machine	West US	RG2

VM1 connects to a virtual network named VNET2 by using a network interface named NIC1. You need to create a new network interface named NIC2 for VM1.

Solution: You create NIC2 in RG2 and West US.

Does this meet the goal?

- A. Yes
- B. NO

Answer: A

Explanation


The virtual machine you attach a network interface to and the virtual network you connect it to must exist in the same location, here West US, also referred to as a region.

References:

<https://docs.microsoft.com/en-us/azure/virtual-network/virtual-network-network-interface>

103.NO.127 Your network contains an on-premises Active Directory domain named adatum.com. The domain contains an organizational unit (OU) named OU1. OU1 contains the objects shown in the following table.

Name	Type	Member of
User1	User	Group1
Group1	Global security group	None
Group2	Universal distribution group	None
Computer1	Computer	Group1



You sync OU1 to Azure Active Directory (Azure AD) by using Azure AD Connect. You need to identify which objects are synced to Azure AD. Which objects should you identify?

- A. User1 and Group1 only
- B. User1, Group1, and Group2 only
- C. User1, Group1, Group2, and Computer1
- D. Computer1 only

Answer: B

Reference:

<https://docs.microsoft.com/en-us/azure/active-directory-domain-services/synchronization>

103.NO.128 You purchase a new Azure subscription named Subscription1. You create a virtual machine named VM1 in Subscription1. VM1 is not protected by Azure Backup. You need to protect VM1 by using Azure Backup. Backups must be created at 01:00 and stored for 30 days. What should you do? To answer, select the appropriate options in the answer area. NOTE: Each correct selection is worth one point.

Answer Area



Location in which to store the backups:

	▼
A blob container	
A file share	
A Recovery Services vault	
A storage account	

Object to use to configure the protection for VM1:

	▼
A backup policy	
A batch job	
A batch schedule	
A recovery plan	

Answer:



Answer Area

Location in which to store the backups:

	▼
A blob container	
A file share	
A Recovery Services vault	
A storage account	

Object to use to configure the protection for VM1:

	▼
A backup policy	
A batch job	
A batch schedule	
A recovery plan	

Explanation

Box 1: A Recovery Services vault

A Recovery Services vault is an entity that stores all the backups and recovery points you create over time.

Box 2: A backup policy

What happens when I change my backup policy?

When a new policy is applied, schedule and retention of the new policy is followed.

References:

<https://docs.microsoft.com/en-us/azure/backup/backup-configure-vault>

<https://docs.microsoft.com/en-us/azure/backup/backup-azure-backup-faq>

103.NO.129 Note: This question is part of a series of questions that present the same scenario. Each question in the series contains a unique solution that might meet the stated goals. Some question sets might have more than one correct solution, while others might not have a correct solution.

After you answer a question in this section, you will NOT be able to return to it. As a result, these questions will not appear in the review screen.

You have an Azure Active Directory (Azure AD) tenant named Adatum and an Azure Subscription named Subscription1. Adatum contains a group named Developers. Subscription1 contains a resource group named Dev.

You need to provide the Developers group with the ability to create Azure logic apps in the Dev resource group.

Solution: On Subscription1, you assign the DevTest Labs User role to the Developers group.

Does this meet the goal?

A. Yes

B. No

Answer: B

Explanation

DevTest Labs User role only lets you connect, start, restart, and shutdown virtual machines in your Azure DevTest Labs.



You would need the Logic App Contributor role.

References:

<https://docs.microsoft.com/en-us/azure/role-based-access-control/built-in-roles>

<https://docs.microsoft.com/en-us/azure/logic-apps/logic-apps-securing-a-logic-app>

NO.130 Note: This question is part of a series of questions that present the same scenario. Each question in the series contains a unique solution that might meet the stated goals. Some question sets might have more than one correct solution, while others might not have a correct solution. After you answer a question in this section, you will NOT be able to return to it. As a result, these questions will not appear in the review screen.

You have an app named App1 that is installed on two Azure virtual machines named VM1 and VM2. Connections to App1 are managed by using an Azure Load Balancer.

The effective network security configurations for VM2 are shown in the following exhibit.

Priority	Name	Port	Protocol	Source	Destination	Action
100	Allow_131.107.100.50	443	TCP	131.107.100.50	VirtualNetwork	Allow
200	BlockAllOther443	443	Any	Any	Any	Deny
65000	AllowVnetInBound	Any	Any	VirtualNetwork	VirtualNetwork	Allow
65001	AllowAzureLoadBalancerInBound	Any	Any	AzureLoadBalancer	Any	Allow
65500	DenyAllInBound	Any	Any	Any	Any	Deny

You discover that connections to App1 from 131.107.100.50 over TCP port 443 fail. You verify that the Load Balancer rules are configured correctly.

You need to ensure that connections to App1 can be established successfully from 131.107.100.50 over TCP port 443.

Solution: You create an inbound security rule that denies all traffic from the 131.107.100.50 source and has a cost of 64999.

Does this meet the goal?

- A. Yes
- B. No

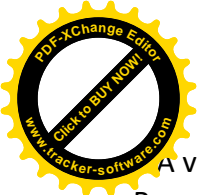
Answer: B

103.NO.131 Note: This question is part of a series of questions that present the same scenario. Each question in the series contains a unique solution that might meet the stated goals. Some question sets might have more than one correct solution, while others might not have a correct solution.

After you answer a question in this section, you will NOT be able to return to it. As a result, these questions will not appear in the review screen.

You have an Azure subscription that contains the following resources:

- * A virtual network that has a subnet named Subnet1
- * Two network security groups (NSGs) named NSG-VM1 and NSG-Subnet1



A virtual machine named VM1 that has the required Windows Server configurations to allow Remote Desktop connections NSG-Subnet1 has the default inbound security rules only. NSG-VM1 has the default inbound security rules and the following custom inbound security rule:

- * Priority: 100
- * Source: Any
- * Source port range: *
- * Destination: *
- * Destination port range: 3389
- * Protocol: UDP
- * Action: Allow

VM1 connects to Subnet1. NSG1-VM1 is associated to the network interface of VM1. NSG-Subnet1 is associated to Subnet1.

You need to be able to establish Remote Desktop connections from the internet to VM1.

Solution: You add an inbound security rule to NSG-Subnet1 that allows connections from the Internet source to the VirtualNetwork destination for port range 3389 and uses the UDP protocol.

Does this meet the goal?

- A. Yes
- B. No

Answer: B

103.NO.132 You have an Azure Active Directory (Azure AD) tenant named contoso.com. Multi-factor authentication (MFA) is enabled for all users.

You need to provide users with the ability to bypass MFA for 10 days on devices to which they have successfully signed in by using MFA.

What should you do?

- A. From the multi-factor authentication page, configure the users' settings.
- B. From Azure AD, create a conditional access policy.
- C. From the multi-factor authentication page, configure the service settings.
- D. From the MFA blade in Azure AD, configure the MFA Server settings.

Answer: C

Explanation

Enable remember Multi-Factor Authentication

- * Sign in to the Azure portal.
- * On the left, select Azure Active Directory > Users.
- * Select Multi-Factor Authentication.
- * Under Multi-Factor Authentication, select service settings.
- * On the Service Settings page, manage remember multi-factor authentication, select the Allow users to remember multi-factor authentication on devices they trust option.
- * Set the number of days to allow trusted devices to bypass two-step verification. The default is 14 days.
- * Select Save.

References:

<https://docs.microsoft.com/en-us/azure/active-directory/authentication/howto-mfa-mfasettings>



Q3.NO.133 You have an Azure subscription named Subscription1 that contains the resources in the following table.

Name	Type
VM1	Virtual machine
VM2	Virtual machine
LB1	Load balancer

You install the Web Server server role (IIS) on VM1 and VM2, and then add VM1 and VM2 to LB1. LB1 is configured as shown in the LB1 exhibit. (Click the Exhibit button.)

Essentials ▾

Resource group ([change](#))

VMRG

Location

West Europe

Subscription name ([change](#))

Azure Pass

Subscription ID

e66d2b22-fde8-4af2-9323-d43516f6eb4e

SKU

Basic

Backend pool

Backend1 (2 virtual machines)

Health probe

Probe1 (HTTP:80/Probe1.htm)

Load balancing rule

Rule1 (TCP/80)


NAT rules

-

Public IP address

104.40.178.194 (LB1)

Rule1 is configured as shown in the Rule1 exhibit. (Click the Exhibit button.)



***Name**
Rule1

*** IP Version**
 IPv4 IPv6

***Frontend IP address**
104.40.178.194 (LoadBalancerFrontEnd) ▾

Protocol
 TCP UDP

***Port**
80

***Backend port**
80

Backend pool
BackEnd1 (2 virtual machines) ▾

Health probe
Probe1(HTTP:80/Probe1.htm) ▾

Session persistence
None ▾

Idle timeout (minutes)


Floating IP (direct server return)
Disabled

For each of the following statements, select Yes if the statement is true. Otherwise, select No.
 NOTE: Each correct selection is worth one point.

Statements	Yes	No
VM1 is in the same availability set as VM2.	<input type="radio"/>	<input type="radio"/>
If Probe1.htm is present on VM1 and VM2, LB1 will balance TCP port 80 between VM1 and VM2.	<input type="radio"/>	<input type="radio"/>
If you delete Rule1, LB1 will balance all the requests between VM1 and VM2 for all the ports.	<input type="radio"/>	<input checked="" type="radio"/>

Answer:


Statements	Yes	No
VM1 is in the same availability set as VM2.	<input type="radio"/>	<input type="radio"/>
If Probe1.htm is present on VM1 and VM2, LB1 will balance TCP port 80 between VM1 and VM2.	<input type="radio"/>	<input type="radio"/>
If you delete Rule1, LB1 will balance all the requests between VM1	<input type="radio"/>	<input type="radio"/>



NO.134 You have an Azure Active Directory (Azure AD) tenant that contains three global administrators named Admin1, Admin2, and Admin3. The tenant is associated to an Azure subscription. Access control for the subscription is configured as shown in the Access control exhibit. (Click the Exhibit tab.)

The screenshot shows the Azure Access Control interface. At the top, there are action buttons: Add, Remove, Roles, Refresh, and Help. Below these are filter controls: a search box for 'Name' with the placeholder 'Search by name or email', a 'Type' dropdown set to 'All', and a 'Role' dropdown set to '3 selected'. Further down, there are 'Scope' and 'Group by' dropdowns, both set to 'All scopes' and 'Role' respectively. A summary line indicates '5 items (4 Users, 1 Service Principals)'. Below this is a table header with columns: NAME, TYPE, ROLE, SCOPE, and OWNER. The first row of data shows a pink circle with 'AD' as the owner, 'Admin3' as the name, 'Admin3@contltd...' as the email, 'User' as the type, and 'Owner' as the role. The second row shows 'Service administr...' as the name, 'This resource' as the role, and '...' as the scope.

You sign into the Azure portal as Admin1 and configure the tenant as shown in the Tenant exhibit. (Click the Exhibit tab.)



Save × Discard

*Name

Country or region
 United States

Location
 United States datacenters

Notification language
 v

Global admin can manage Azure Subscriptions and Management Groups
 YES NO

Directory ID

Technical contact


For each of the following statements, select Yes if the statement is true. Otherwise, select No. NOTE: Each correct selection is worth one point.

Answer Area:

Statements	Yes	No
Admin1 can add Admin2 as an owner of the subscription.	<input type="radio"/>	<input type="radio"/>
Admin3 can add Admin2 as an owner of the subscription.	<input type="radio"/>	<input type="radio"/>
Admin2 can create a resource group in the subscription.	<input type="radio"/>	<input type="radio"/>

Answer:

Answer:	Statements	Yes	No
	Admin1 can add Admin2 as an owner of the subscription.	<input checked="" type="radio"/>	<input type="radio"/>
	Admin3 can add Admin2 as an owner of the subscription.	<input checked="" type="radio"/>	<input type="radio"/>
	Admin2 can create a resource group in the subscription.	<input type="radio"/>	<input checked="" type="radio"/>



NO.135 You have an Azure subscription that contains an Azure virtual machine named VM1. VM1 runs a financial reporting app named App1 that does not support multiple active instances. At the end of each month, CPU usage for VM1 peaks when App1 runs. You need to create a scheduled runbook to increase the processor performance of VM1 at the end of each month. What task should you include in the runbook?

- A. Add the Azure Performance Diagnostics agent to VM1.
- B. Modify the VM size property of VM1.
- C. Add VM1 to a scale set.
- D. Increase the vCPU quota for the subscription.
- E. Add a Desired State Configuration (DSC) extension to VM1.

Answer: B

Reference:

<https://docs.microsoft.com/en-us/azure/automation/automation-quickstart-dsc-configuration>

103.NO.136 This question is part of a series of questions that present the same scenario. Each question in the series contains a unique solution that might meet the stated goals. Some question sets might have more than one correct solution, while others might not have a correct solution. After you answer a question in this section, you will NOT be able to return to it. As a result, these questions will not appear in the review screen.

You have an Azure subscription named Subscription1 that contains the resources shown in the following table.

Name	Type	Location	Resource group
RG1	Resource group	East US	<i>Not applicable</i>
RG2	Resource group	West Europe	<i>Not applicable</i>
RG3	Resource group	North Europe	<i>Not applicable</i>
VNET1	Virtual network	Central US	RG1
VM1	Virtual machine	West US	RG2

VM1 connects to a virtual network named VNET2 by using a network interface named NIC1. You need to create a new network interface named NIC2 for VM1.

Solution: You create NIC2 in RG1 and Central US.

Does this meet the goal?

- A. Yes
- B. No

Answer: B

Explanation

The virtual machine you attach a network interface to and the virtual network you connect it to must exist in the same location, here West US, also referred to as a region.



References:

<https://docs.microsoft.com/en-us/azure/virtual-network/virtual-network-network-interface>

103.NO.137 You have an Azure subscription that contains a policy-based virtual network gateway named GW1 and a virtual network named VNet1.

You need to ensure that you can configure a point-to-site connection from an on-premises computer to VNet1.

Which two actions should you perform? Each correct answer presents part of the solution.

NOTE: Each correct selection is worth one point.

- A. Add a service endpoint to VNet1
- B. Reset GW1
- C. Create a route-based virtual network gateway
- D. Add a connection to GW1
- E. Delete GW1
- F. Add a public IP address space to VNet1

Answer: C E

Explanation

C: A VPN gateway is used when creating a VPN connection to your on-premises network.

Route-based VPN devices use any-to-any (wildcard) traffic selectors, and let routing/forwarding tables direct traffic to different IPsec tunnels. It is typically built on router platforms where each IPsec tunnel is modeled as a network interface or VTI (virtual tunnel interface).

E: Policy-based VPN devices use the combinations of prefixes from both networks to define how traffic is encrypted/decrypted through IPsec tunnels. It is typically built on firewall devices that perform packet filtering.

IPsec tunnel encryption and decryption are added to the packet filtering and processing engine.


Reference:

<https://docs.microsoft.com/en-us/azure/vpn-gateway/create-routebased-vpn-gateway-portal>

<https://docs.microsoft.com/en-us/azure/vpn-gateway/vpn-gateway-connect-multiple-policybased-rm-ps>

103.NO.138 You have an Azure virtual machine named VM1.

The network interface for VM1 is configured as shown in the exhibit. (Click the Exhibit tab.)



APPLICATION SECURITY GROUPS

Configure the application security groups

INBOUND PORT RULES

Network security group VM1-nsg (attached to network interface: vm1175)
Impacts 0 subnets, 1 network interfaces

Add inbound port rule

PRIORITY	NAME	PORT	PROTOCOL	SOURCE	DESTINATION	ACTION	
300	RDP	3389	TCP	Any	Any	Allow	...
400	Rule1	80	TCP	Any	Any	Deny	...
500	Rule2	80,443	TCP	Any	Any	Deny	...
1000	Rule4	50-100,400-500	UDP	Any	Any	Allow	...
2000	Rule5	50-5000	Any	Any	VirtualNetwork	Deny	...
3000	Rule6	150-300	Any	Any	Any	Allow	...
4000	Rule3	60-500	Any	Any	VirtualNetwork	Allow	...
65000	AllowVnetInBound	Any	Any	VirtualNetwork	VirtualNetwork	Allow	...
65001	AllowAzureLoadBalancerInBo...	Any	Any	AzureLoadBala...	Any	Allow	...
65500	DenyAllInBound	Any	Any	Any	Any	Deny	...

You deploy a web server on VM1, and then create a secure website that is accessible by using the HTTPS protocol VM1 is used as a web server only.


You need to ensure that users can connect to the website from the Internet.

What should you do?

- A. Change the priority of Rule3 to 450.
- B. Change the priority of Rule6 to 100
- C. DeleteRule1.
- D. Create a new inbound rule that allows TCP protocol 443 and configure the protocol to have a priority of 501.

Answer: A

103.NO.139 You have an Azure virtual machine named VM1.
The network interface for VM1 is configured as shown in the exhibit. (Click the Exhibit tab.)



APPLICATION SECURITY GROUPS

Configure the application security groups

INBOUND PORT RULES

Network security group VM1-nsg (attached to network interface: vm1175)
Impacts 0 subnets, 1 network interfaces

Add inbound port rule

PRIORITY	NAME	PORT	PROTOCOL	SOURCE	DESTINATION	ACTION
300	RDP	3389	TCP	Any	Any	Allow
400	Rule1	80	TCP	Any	Any	Deny
500	Rule2	80,443	TCP	Any	Any	Deny
1000	Rule4	50-100,400-500	UDP	Any	Any	Allow
2000	Rule5	50-5000	Any	Any	VirtualNetwork	Deny
3000	Rule6	150-300	Any	Any	Any	Allow
4000	Rule3	60-500	Any	Any	VirtualNetwork	Allow
65000	AllowVnetInBound	Any	Any	VirtualNetwork	VirtualNetwork	Allow
65001	AllowAzureLoadBalancerInBo...	Any	Any	AzureLoadBala...	Any	Allow
65500	DenyAllInBound	Any	Any	Any	Any	Deny

You deploy a web server on VM1, and then create a secure website that is accessible by using the HTTPS protocol VM1 is used as a web server only.

You need to ensure that users can connect to the website from the Internet.

What should you do?

- A. Modify the protocol of Rule4.
- B. For Rule5, change the Action to Allow and change the priority to 401.
- C. DeleteRule1.
- D. Create a new inbound rule that allows TCP protocol 443 and configure the protocol to have a priority of 501.

Answer: B

103.NO.140 You manage two Azure subscriptions named Subscription1 and Subscription2. Subscription1 has the following virtual networks:

Name	Address space	Location
VNET1	10.10.10.0/24	West Europe
VNET2	172.16.0.0/16	West US

The virtual networks contain the following subnets:



Subscription2 contains the following virtual network:

- * Name: VNETA
- * Address space: 10.10.128.0/17
- * Location: Canada Central

VNETA contains the following subnets:

Name	Address range
SubnetA1	10.10.130.0/24
SubnetA2	10.10.131.0/24

For each of the following statements, select Yes if the statement is true. Otherwise, select No.

NOTE: Each correct selection is worth one point.

Statements	Yes	No
A Site-to-Site connection can be established between VNET1 and VNET2.	<input type="radio"/>	<input type="radio"/>
VNET1 and VNET2 can be peered.	<input type="radio"/>	<input type="radio"/>
VNET1 and VNETA can be peered.	<input type="radio"/>	<input type="radio"/>

Answer:

Explanation

Statements	Yes	No
A Site-to-Site connection can be established between VNET1 and VNET2.	<input checked="" type="radio"/>	<input type="radio"/>
VNET1 and VNET2 can be peered.	<input checked="" type="radio"/>	<input type="radio"/>
VNET1 and VNETA can be peered.	<input type="radio"/>	<input checked="" type="radio"/>

Box 1: Yes

With VNet-to-VNet you can connect Virtual Networks in Azure across Different regions.

Box 2: Yes

Azure supports the following types of peering:

Virtual network peering: Connect virtual networks within the same Azure region.

Global virtual network peering: Connecting virtual networks across Azure regions.



Qx 3: No

The virtual networks you peer must have non-overlapping IP address spaces.

References:

<https://azure.microsoft.com/en-us/blog/vnet-to-vnet-connecting-virtual-networks-in-azure-across-different-region>

<https://docs.microsoft.com/en-us/azure/virtual-network/virtual-network-manage-peering#requirements-and-const>

103.NO.141 You have an Azure subscription named Subscription1 that contains an Azure virtual network named VM1.

VM1 is in a resource group named RG1.

VM1 runs services that will be used to deploy resources to RG1.

You need to ensure that a service running on VM1 can manage the resources in RG1 by using the identity of VM1.

What should you do first?

- A. From the Azure portal modify the Access control (IAM) settings of VM1.
- B. From the Azure portal, modify the Policies settings of RG1.
- C. From the Azure portal, modify the value of the Managed Service Identity option for VM1.
- D. From the Azure portal, modify the Access control (IAM) settings of RG1.

Answer: C

Explanation

A managed identity from Azure Active Directory allows your app to easily access other AAD-protected resources such as Azure Key Vault. The identity is managed by the Azure platform and does not require you to provision or rotate any secrets.

User assigned managed identities can be used on Virtual Machines and Virtual Machine Scale Sets.


References:

<https://docs.microsoft.com/en-us/azure/app-service/app-service-managed-service-identity>

NO.142 You have an Azure subscription that contains an Azure Storage account named storage1 and the users shown in the following table.

Name	Member of
User1	Group1
User2	Group2
User3	Group1

You plan to monitor storage1 and to configure email notifications for the signals shown in the following table.



Name	Type	Users to notify
Ingress	Metric	User1 and User3 only
Egress	Metric	User1 only
Delete storage account	Activity log	User1, User2, and User3
Restore blob ranges	Activity log	User1 and User3 only

You need to identify the minimum number of alert rules and action groups required for the planned monitoring.

How many alert rules and action groups should you identify? To answer, select the appropriate options in the answer area.

NOTE: Each correct selection is worth one point.


Alert rules:

	▼
1	
2	
3	
4	

Action groups:

	▼
1	
2	
3	
4	

Answer:



Alert rules:

	▼
1	
2	
3	
4	

Action groups:

	▼
1	
2	
3	
4	


103.NO.143 You have an Azure virtual machine that runs Windows Server 2019 and has the following configurations:

- * Name: VM1
- * Location: West US
- * Connected to: VNET1
- * Private IP address: 10.1.0.4
- * Public IP address: 52.186.85.63
- * DNS suffix Windows Server.Adatum.com

You create the Azure DNS zones shown in the following table.

Name	Type	Location
Adatum.pri	Private	West Europe
Contoso.pri	Private	Central US
Adatum.com	Public	West Europe
Contoso.com	Public	North Europe

Answer Area



DNS zones that you can link to VNET1:

- Adatum.com only
- Adatum.pri and adatum.com only
- The private zones only
- The public zones only

DNS zones to which VM1 can automatically register:

- Adatum.com only
- Adatum.pri and adatum.com only
- The private zones only
- The public zones only

Answer:

DNS zones that you can link to VNET1:

- Adatum.com only
- Adatum.pri and adatum.com only
- The private zones only**
- The public zones only

DNS zones to which VM1 can automatically register:

- Adatum.com only
- Adatum.pri and adatum.com only
- The private zones only**
- The public zones only

Explanation

NO.144 You have an app named App1 that runs on an Azure web app named webapp1. The developers at your company upload an update of App1 to a Git repository named Git1. Webapp1 has the deployment slots shown in the following table.

Name	Function
webapp1-prod	Production
webapp1-test	Staging

You need to ensure that the App1 update is tested before the update is made available to users. Which two actions should you perform? Each correct answer presents part of the solution. NOTE Each correct selection is worth one point.

- A. Stop webapp1 prod.
- B. Stop webapp1-test
- C. Deploy the App1 update to webapp1-test, and then test the update.
- D. Deploy the App1 update to webapp1-prod, and then test the update.
- E. Swap the slots.

Answer: C E

NO.145 You plan to deploy three Azure virtual machines named VM1, VM2, and VM3. The virtual machines will host a web app named App1. You need to ensure that at least two virtual machines are available if a single Azure datacenter becomes unavailable. What should you deploy?



- A. All three virtual machines in a single Availability Zone
- B. All virtual machines in a single Availability Set
- C. Each virtual machine in a separate Availability Zone
- D. Each virtual machine in a separate Availability Set

Answer: C

Explanation

Availability zones is to protect from datacenter level failures and Availability sets will protect from rack level failures in a datacenter.

Reference:

<https://docs.microsoft.com/en-us/azure/virtual-machines/windows/manage-availability>

<https://docs.microsoft.com/en-us/azure/virtual-machines/windows/tutorial-availability-sets>

103.NO.146 You have an Azure Active Directory (Azure AD) tenant named adatum.com that contains the users shown in the following table.

Name	Role
User1	<i>None</i>
User2	Global administrator
User3	Cloud device administrator
User4	Intune administrator

Adatum.com has the following configurations:

Users may join devices to Azure AD is set to **User1**.

Additional local administrators on Azure AD joined devices is set to **None**.

You deploy Windows 10 to a computer named Computer1. User1 joins Computer1 to adatum.com.

You need to identify which users are added to the local Administrators group on Computer1.

- A. User1 only
- B. User1, User2, and User3 only
- C. User1 and User2 only
- D. User1, User2, User3, and User4
- E. User2 only

Answer: C


Explanation

Users may join devices to Azure AD - This setting enables you to select the users who can register their devices as Azure AD joined devices. The default is All.

Additional local administrators on Azure AD joined devices - You can select the users that are granted local administrator rights on a device. Users added here are added to the Device Administrators role in Azure AD.

Global administrators, here User2, in Azure AD and device owners are granted local administrator rights by default.

References:




<https://docs.microsoft.com/en-us/azure/active-directory/devices/device-management-azure-portal>

103.DuplicateQ.NO.147 You have an Azure subscription that contains the resources in the following table.

Name	Type
VM1	Virtual machine
VM2	Virtual machine
LB1	Load balancer (Basic SKU)

You install the Web Server server role (IIS) on VM1 and VM2, and then add VM1 and VM2 to LB1. LB1 is configured as shown in the LB1 exhibit. (Click the Exhibit button.)



Essentials ▾

Resource group ([change](#))
VMRG
 Location
 West Europe
 Subscription name ([change](#))
Azure Pass
 Subscription ID
 e66d2b22-fde8-4af2-9323-d43516f6eb4e
 SKU
 Basic

Backend pool
 Backend1 (2 virtual machines)
 Health probe
 Probe1 (HTTP:80/Probe1.htm)
 Load balancing rule
 Rule1 (TCP/80)
 NAT rules
 -
 Public IP address
104.40.178.194 (LB1)

Rule1 is configured as shown in the Rule1 exhibit. (Click the Exhibit button.)

*Name

* IP Version
 IPv4 IPv6

*Frontend IP address

Protocol
 TCP UDP

*Port

*Backend port

Backend pool

Health probe


Session persistence

Idle timeout (minutes)

Floating IP (direct server return)
 Disabled

For each of the following statements, select Yes if the statement is true. Otherwise, select No. NOTE: Each correct selection is worth one point.

Statements	Yes	No
VM1 is in the same availability set as VM2.	<input type="radio"/>	<input type="radio"/>
If Probe1.htm is present on VM1 and VM2, LB1 will balance TCP port 80 between VM1 and VM2.	<input type="radio"/>	<input type="radio"/>
If you delete Rule1, LB1 will balance all the requests between VM1 and VM2 for all the ports.	<input type="radio"/>	<input type="radio"/>



Answer:

Statements

Yes **No**

VM1 is in the same availability set as VM2.

If Probe1.htm is present on VM1 and VM2, LB1 will balance TCP port 80 between VM1 and VM2.

If you delete Rule1, LB1 will balance all the requests between VM1 and VM2 for all the ports.

Explanation

103.NO.148 You have a sync group named Sync1 that has a cloud endpoint. The cloud endpoint includes a file named File1.txt.

Your on-premises network contains servers that run Windows Server 2016. The servers are configured as shown in the following table.

Name	Share	Share contents
Server1	Share1	File1.txt, File2.txt
Server2	Share2	File2.txt, File3.txt

You add Share1 as an endpoint for Sync1. One hour later, you add Share2 as an endpoint for Sync1. For each of the following statements, select Yes if the statement is true. Otherwise, select No.

NOTE: Each correct selection is worth one point.


Statements

Yes **No**

On the cloud endpoint, File1.txt is overwritten by File1.txt from Share1.

On Server1, File1.txt is overwritten by File1.txt from the cloud endpoint.

File1.txt Share1 replicates to Share2.



Answer:

Statements	Yes	No
On the cloud endpoint, File1.txt is overwritten by File1.txt from Share1.	<input type="radio"/>	<input checked="" type="radio"/>
On Server1, File1.txt is overwritten by File1.txt from the cloud endpoint.	<input type="radio"/>	<input checked="" type="radio"/>
File1.txt Share1 replicates to Share2.	<input checked="" type="radio"/>	<input type="radio"/>

Explanation:

Box 1: Yes

If you add an Azure file share that has an existing set of files as a cloud endpoint to a sync group, the existing files are merged with any other files that are already on other endpoints in the sync group.

Box 2: No

Box 3: Yes

References:

<https://docs.microsoft.com/en-us/azure/storage/files/storage-sync-files-planning>

103.NO.149 You have an on-premises file server named Server1 that runs Windows Server 2016. You have an Azure subscription that contains an Azure file share.

You deploy an Azure File Sync Storage Sync Service, and you create a sync group.


You need to synchronize files from Server1 to Azure.


Which three actions should you perform in sequence? To answer, move the appropriate actions from the list of actions to the answer area and arrange them in the correct order.

Actions

Answer Area

- Create an Azure on-premises data gateway.
- Install the Azure File Sync agent on Server1.
- Create a Recovery Services vault.
- Register Server1.
- Install the DFS Replication server role on Server1.
- Add a server endpoint.



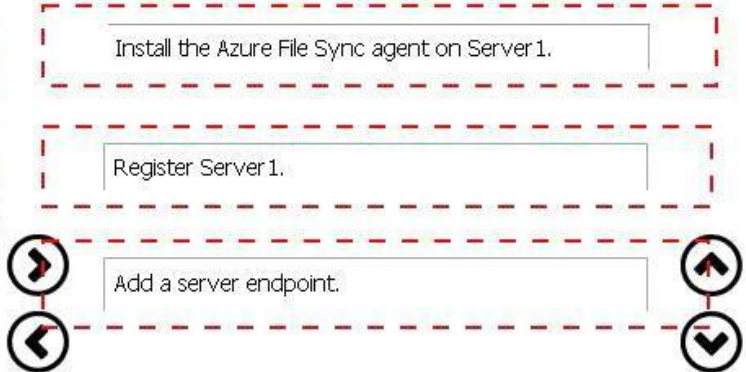


Answer:

Actions

- Create an Azure on-premises data gateway.
- Install the Azure File Sync agent on Server 1.
- Create a Recovery Services vault.
- Register Server 1.
- Install the DFS Replication server role on Server 1.
- Add a server endpoint.

Answer Area



Explanation

Step 1: Install the Azure File Sync agent on Server1

The Azure File Sync agent is a downloadable package that enables Windows Server to be synced with an Azure file share Step 2: Register Server1.

Register Windows Server with Storage Sync Service

Registering your Windows Server with a Storage Sync Service establishes a trust relationship between your server (or cluster) and the Storage Sync Service.

Step 3: Add a server endpoint

Create a sync group and a cloud endpoint.


A sync group defines the sync topology for a set of files. Endpoints within a sync group are kept in sync with each other. A sync group must contain one cloud endpoint, which represents an Azure file share and one or more server endpoints. A server endpoint represents a path on registered server.

References: <https://docs.microsoft.com/en-us/azure/storage/files/storage-sync-files-deployment-guide>

103.NO.150 You have an Azure subscription that contains the resources in the following table.

Name	Type	Details
VNet1	Virtual network	<i>Not applicable</i>
Subnet1	Subnet	Hosted on VNet1
VM1	Virtual machine	On Subnet1
VM2	Virtual machine	On Subnet1

VM1 and VM2 are deployed from the same template and host line-of-business applications accessed by using Remote Desktop. You configure the network security group (NSG) shown in the exhibit. (Click the Exhibit button.)



→ Move Delete

Resource group [\(change\)](#)
ProductionRG

Security rules
1 inbound, 1 outbound

Location
North Europe

Associated with
0 subnets, 0 network interfaces

Subscription [\(change\)](#)
Production subscription

Subscription ID
14d26092-8e42-4ea7-b770-9dcef70fb1ea

Tags [\(change\)](#)
[Click here to add tags](#)



Inbound security rules

PRIORITY	NAME	PORT	PROTOCOL	SOURCE	DESTINATION	ACTION
1500	Port_80	80	TCP	Internet	Any	Deny ...
65000	AllowVnetInBound	Any	Any	VirtualNetwork	VirtualNetwork	Allow ...
65001	AllowAzureLoadBalancerInBound	Any	Any	AzureLoadBalancer	Any	Allow ...
65500	DenyAllBound	Any	Any	Any	Any	Deny ...

Outbound security rules

PRIORITY	NAME	PORT	PROTOCOL	SOURCE	DESTINATION	ACTION
1000	DenyWebSites	80	TCP	Any	Internet	Deny ...
65000	AllowVnetOutBound	Any	Any	VirtualNetwork	VirtualNetwork	Allow ...
65001	AllowInternetOutBound	Any	Any	Any	Internet	Allow ...
65500	DenyAllOutBound	Any	Any	Any	Any	Deny ...

You need to prevent users of VM1 and VM2 from accessing websites on the Internet. What should you do?

- A. Associate the NSG to Subnet1.
- B. Disassociate the NSG from a network interface.
- C. Change the DenyWebSites outbound security rule.
- D. Change the Port_80 inbound security rule.

Answer: A

Explanation

You can associate or dissociate a network security group from a network interface or subnet. The NSG has the appropriate rule to block users from accessing the Internet. We just need to associate it with Subnet1.

References: <https://docs.microsoft.com/en-us/azure/virtual-network/manage-network-security->



103.NO.151 Note: This question is part of a series of questions that present the same scenario. Each question in the series contains a unique solution that might meet the stated goals. Some question sets might have more than one correct solution, while others might not have a correct solution. After you answer a question in this section, you will NOT be able to return to it. As a result, these questions will not appear in the review screen.

You have an Azure virtual machine named VM1 that runs Windows Server 2016.

You need to create an alert in Azure when more than two error events are logged to the System log on VM1 within an hour.

Solution: You create an event subscription on VM1. You create an alert in Azure Monitor and specify VM1 as the source.

Does this meet the goal?

- A. Yes
- B. No

Answer: B

Explanation

Instead: You create an Azure Log Analytics workspace and configure the data settings. You install the Microsoft Monitoring Agent on VM1. You create an alert in Azure Monitor and specify the Log Analytics workspace as the source.

References:

<https://docs.microsoft.com/en-us/azure/azure-monitor/platform/agents-overview>

103.NO.152 You have an Azure Active Directory (Azure AD) tenant named contoso.onmicrosoft.com that contains 100 user accounts.

You purchase 10 Azure AD Premium P2 licenses for the tenant.

You need to ensure that 10 users can use all the Azure AD Premium features.

What should you do?

- A. From the Groups blade of each user, invite the users to a group.
- B. From the Licenses blade of Azure AD, assign a license.
- C. From the Directory role blade of each user, modify the directory role.
- D. From the Azure AD domain, add an enterprise application.

Answer: B


Explanation

To assign a license, under Azure Active Directory > Licenses > All Products, select one or more products, and then select Assign on the command bar.

References: <https://docs.microsoft.com/en-us/azure/active-directory/fundamentals/license-users-groups>

NO.153 You create a Recovery Services vault backup policy named Policy1 as shown in the following exhibit.

Duplicate of Questions 35 and incomplete here..



Policy1

Associated items Delete Save Discard

Backup schedule

Frequency: Daily Time: 11:00 PM Timezone: (UTC) Coordinated Universal Time

Retention range

Answer Area

The backup that occurs on Sunday, March 1, will be retained for [answer choice].

The backup that occurs on Sunday, November 1, will be retained for [answer choice].

30 days
10 weeks
36 months
10 years

These are the selections for the statement The backup that occurs on Sunday, March 1, will be retained for [answer choice].

Answer:

Answer Area

The backup that occurs on Sunday, March 1, will be retained for [answer choice]. 10 years

The backup that occurs on Sunday, November 1, will be retained for [answer choice]. 10 weeks

Explanation

103.NO.154 Note: This question is part of a series of questions that present the same scenario. Each question in the series contains a unique solution that might meet the stated goals. Some question sets might have more than one correct solution, while others might not have a correct solution.

After you answer a question in this section, you will NOT be able to return to it. As a result, these questions will not appear in the review screen.

You have an Azure Active Directory (Azure AD) tenant named Adatum and an Azure Subscription named Subscription1. Adatum contains a group named Developers. Subscription1 contains a resource group named Dev.

You need to provide the Developers group with the ability to create Azure logic apps in the Dev resource group.

Solution: On Dev, you assign the Contributor role to the Developers group.

Does this meet the goal?

- A. Yes
- B. No


Answer: B

Explanation

The Logic App Contributor role lets you manage logic app, but not access to them. It provides access to view, edit, and update a logic app.

References:

<https://docs.microsoft.com/en-us/azure/role-based-access-control/built-in-roles>



<https://docs.microsoft.com/en-us/azure/logic-apps/logic-apps-securing-a-logic-app>

NO.155 You have a deployment template named Template1 that is used to deploy 10 Azure web apps.
You need to identify what to deploy before you deploy Template1. The solution must minimize Azure costs.
What should you identify?

- A. 10 App Service plans
- B. one Azure Traffic Manager
- C. five Azure Application Gateways
- D. one App Service plan
- E. one Azure Application Gateway

Answer: D

NO.156 You have a computer named Computer1 that has a point-to site VPN connection to an Azure virtual network named VNet1. The point-to-site connection uses a self-signed certificate.
From Azure, you download and install the VPN client configuration package on a computer named Computer2.
You need to ensure that you can establish a point-to-site VPN connection to VNet1 from Computer2.
Solution: You join Computer2 to Azure Active Directory (Azure AD).
Does this meet the goal?

- A. Yes
- B. No

Answer: B

Explanation

A client computer that connects to a VNet using Point-to-Site must have a client certificate installed.

References:


<https://docs.microsoft.com/en-us/azure/vpn-gateway/vpn-gateway-certificates-point-to-site>

103.NO.157 You have an Azure Active Directory tenant named Contoso.com that includes following users:

Name	Role
User1	Cloud device administrator
User2	User administrator

Contoso.com includes following Windows 10 devices:

Name	Join type
Device1	Azure AD registered
Device2	Azure AD joined



You create following security groups in Contoso.com:

Name	Join type	Owner
Group1	Assigned	User1
Group2	Dynamic Device	User2

For each of the following statements, select Yes if the statement is true. Otherwise, select No.

NOTE: Each correct selection is worth one point.

Statements	Yes	No
User1 can add Device2 to Group1	<input type="radio"/>	<input type="radio"/>
User2 can add Device1 to Group1	<input type="radio"/>	<input type="radio"/>
User2 can add Device2 to Group2	<input type="radio"/>	<input type="radio"/>

Answer:

Statements	Yes	No
User1 can add Device2 to Group1	<input type="radio"/>	<input checked="" type="radio"/>
User2 can add Device1 to Group1	<input checked="" type="radio"/>	<input type="radio"/>
User2 can add Device2 to Group2	<input type="radio"/>	<input checked="" type="radio"/>

Explanation

Box 1: Yes

User1 is a Cloud Device Administrator.

Device2 is Azure AD joined.

Group1 has the assigned to join type. User1 is the owner of Group1.

Note: Assigned groups - Manually add users or devices into a static group.

Azure AD joined or hybrid Azure AD joined devices utilize an organizational account in Azure AD

Box 2: No User2 is a User Administrator.

Device1 is Azure AD registered.

Group1 has the assigned join type, and the owner is User1.

Note: Azure AD registered devices utilize an account managed by the end user, this account is either a Microsoft account or another locally managed credential.

Box 3: Yes



User2 is a User Administrator.

Device2 is Azure AD joined.

Group2 has the Dynamic Device join type, and the owner is User2.

References:

<https://docs.microsoft.com/en-us/azure/active-directory/devices/overview>

NO.158 You have an Azure subscription that contains the following storage account:

Name	Kind	Replication	Access tier	Advanced threat protection	Lock
storage1	StorageV2	Read access geo-redundant storage (RA-GRS)	Cool	On	Delete

You need to create a request to Microsoft Support to perform a live migration of storage1 to Zone Redundant Storage (ZRS) replication. How should you modify storage1 before the Live migration?

- A. Set the replication to Locally redundant storage (LRS)
- B. Disable Advanced threat protection
- C. Remove the lock
- D. Set the access tier to Hot

Answer: A

103.NO.159 You have Azure subscription that includes following Azure file shares:

Name	In storage account	Location
share1	storage1	West US
share2	storage1	West US

You have the following on-premises servers:

Name	Folders
Server1	D:\Folder1, E:\Folder2
Server2	D:\Data


You create a Storage Sync Service named Sync1 and an Azure File Sync group named Group1. Group1 uses share1 as a cloud endpoint.

You register Server1 and Server2 in Sync1. You add D:\Folder1 on Server1 as a server endpoint of Group1.

For each of the following statements, select Yes if the statement is true. Otherwise, select No.

NOTE: Each correct selection is worth one point.

Answer Area:



Statements

Yes

No

share2 can be added as a cloud endpoint for Group1

E:\Folder2 on Server1 can be added as a server endpoint for Group1

D:\Data on Server2 can be added as a server endpoint for Group1

Answer:

Statements

Yes

No

share2 can be added as a cloud endpoint for Group1

E:\Folder2 on Server1 can be added as a server endpoint for Group1

D:\Data on Server2 can be added as a server endpoint for Group1

Explanation

Box 1: No

Group1 already has a cloud endpoint named Share1.

A sync group must contain one cloud endpoint, which represents an Azure file share and one or more server endpoints.

Box 2: Yes

Yes, one or more server endpoints can be added to the sync group.

Box 3: Yes

Yes, one or more server endpoints can be added to the sync group.

References:

<https://docs.microsoft.com/en-us/azure/storage/files/storage-sync-files-deployment-guide>

103.NO.160 You have an Azure Active Directory (Azure AD) tenant named contosocloud.onmicrosoft.com.

Your company has a public DNS zone for contoso.com.

You add contoso.com as a custom domain name to Azure AD.

You need to ensure that Azure can verify the domain name.


Which type of DNS record should you create?

A. PTR

B. MX

C. NSEC3

D. RRSIG



Answer: B

103.DuplicateQ.NO.161 You have two Azure Active Directory (Azure AD) tenants named contoso.com and fabrikam.com.

You have a Microsoft account that you use to sign in to both tenants.

You need to configure the default sign-in tenant for the Azure portal.

What should you do?

- A. From the Azure portal, change the directory.
- B. From Azure Cloud Shell, run Set-AzContext.
- C. From the Azure portal, configure the portal settings.
- D. From Azure Cloud Shell, run Select- AzSubscription.

Answer: A

NO.162 You recently created a new Azure subscription that contains a user named Admin1.

Admin1 attempts to deploy an Azure Marketplace resource by using an Azure Resource Manager template.

Admin1 deploys the template by using Azure PowerShell and receives the following error message:

"User failed validation to purchase resources. Error message: "Legal terms have not been accepted

for this item on this subscription. To accept legal terms, please go the Azure portal

(<http://go.microsoft.com/fwlink/?LinkId=534873>) and configure programmatic deployment for the

Marketplace item or create it there for the first time." You need to ensure that Admin1 can deploy

the Marketplace resource successfully.

What should you do?

- A. From Azure PowerShell, run the Set-AzApiManagementSubscription cmdlet
- B. From the Azure portal, register the Microsoft.Marketplace resource provider
- C. From Azure PowerShell, run the Set-AzMarketplaceTerms cmdlet
- D. From the Azure portal, assign the Billing administrator role to Admin1

Answer: C

Reference:

<https://docs.microsoft.com/en-us/powershell/module/az.marketplaceordering/set-azmarketplaceterms?view=azps>


NO.163 You have an Azure virtual machine named VM1 that runs Windows Server 2019. You sign in to VM1 as a user named User 1 and perform the following actions:

- * Create files on drive C.
- * Create files on drive D.
- * Modify the screen saver timeout.
- * Change the desktop background.

You plan to redeploy VM1.

Which changes will be lost after you redeploy VM1?

- A. the modified screen saver timeout
- B. the new desktop background



the new files on drive D
 D. The new files on drive C

Answer: C

103.NO.164 You have an Azure subscription that contains an Azure file share. You have an on-premises server named Server1 that runs Windows Server 2016. You plan to set up Azure File Sync between Server1 and the Azure file share. You need to prepare the subscription for the planned Azure File Sync. Which two actions should you perform *in the Azure subscription*? To answer, drag the appropriate actions to the correct targets. Each action may be used once, more than once, or not at all. You may need to drag the split bar between panes or scroll to view content.

Actions	Answer Area
Create a Storage Sync Service	First action:
Create a sync group	Second action:
Install the Azure File Sync agent	Action
Run Server Registration	Action

Answer:

First action:	Create a Storage Sync Service
Second action:	Run Server Registration

First action: Create a Storage Sync Service

The deployment of Azure File Sync starts with placing a Storage Sync Service resource into a resource group of your selected subscription.

Second action: Run Server Registration

Registering your Windows Server with a Storage Sync Service establishes a trust relationship between your server (or cluster) and the Storage Sync Service. A server can only be registered to one Storage Sync Service and can sync with other servers and Azure file shares associated with the same Storage Sync Service.

The Server Registration UI should open automatically after installation of the Azure File Sync agent.



103.NO.165 You have the Azure management groups shown in the following table.

Name	In management group
Tenant Root Group	<i>Not applicable</i>
ManagementGroup11	Tenant Root Group
ManagementGroup12	Tenant Root Group
ManagementGroup21	ManagementGroup11

You add Azure subscriptions to the management groups as shown in the following table.


Name	Management group
Subscription1	ManagementGroup21
Subscription2	ManagementGroup12

You create the Azure policies shown in the following table.

Name	Parameter	Scope
Not allowed resource types	virtualNetworks	Tenant Root Group
Allowed resource types	virtualNetworks	ManagementGroup12

For each of the following statements, select Yes if the statement is true. Otherwise, select No. NOTE: Each correct selection is worth one point.

Statements	Yes	No
You can create a virtual network in Subscription1.	<input type="radio"/>	<input type="radio"/>
You can create a virtual machine in Subscription2.	<input type="radio"/>	<input type="radio"/>
You can add Subscription1 to ManagementGroup11.	<input type="radio"/>	<input type="radio"/>



Answer:

Statements	Yes	No
You can create a virtual network in Subscription1.	<input type="radio"/>	<input checked="" type="radio"/>
You can create a virtual machine in Subscription2.	<input checked="" type="radio"/>	<input type="radio"/>
You can add Subscription1 to ManagementGroup11.	<input checked="" type="radio"/>	<input type="radio"/>

Explanation:

Box 1: No

Virtual networks are not allowed at the root and is inherited. Deny overrides allowed.

Box 2: No

Virtual Machines can be created on a Management Group provided the user has the required RBAC permissions.

Box 3: Yes

Subscriptions can be moved between Management Groups provided the user has the required RBAC permissions.

Reference:

<https://docs.microsoft.com/en-us/azure/governance/management-groups/overview>

<https://docs.microsoft.com/en-us/azure/governance/management-groups/manage#moving-management-groups-a>

103.NO.166 You have an Azure Active Directory (Azure AD) tenant named contoso.com that is synced to an Active Directory domain. The tenant contains the users shown in the following table.

Name	Type	Source
User1	Member	Azure AD
User2	Member	Windows Server Active Directory
User3	Guest	Microsoft account
User4	Member	Windows Server Active Directory

The users have the attribute shown in the following table.



Name	Office phone	Mobile phone
User1	222-555-1234	222-555-2345
User2	null	null
User3	222-555-1234	222-555-2346
User4	222-555-1234	null

You need to ensure that you can enable Azure Multi-Factor Authentication (MFA) for all four users. Solution: You add a mobile phone number for User2 and User4.

Does this meet the Goal?

- A. Yes
- B. No

Answer: B

Explanation

User3 requires a user account in Azure AD.

Note: Your Azure AD password is considered an authentication method. It is the one method that cannot be disabled.

References:

<https://docs.microsoft.com/en-us/azure/active-directory/authentication/concept-authentication-methods>

103.NO.167 You have an Azure subscription named Subscription1 that contains the resources shown in the following table.

Name	Type	Location	Resource group
RG1	Resource group	West US	<i>Not applicable</i>
RG2	Resource group	West US	<i>Not applicable</i>
Vault1	Recovery Services vault	Central US	RG1
Vault2	Recovery Services vault	West US	RG2
VM1	Virtual machine	Central US	RG2
storage1	Storage account	West US	RG1
SQL1	Azure SQL database	East US	RG2

In storage1, you create a blob container named blob1 and a file share named share1.

Which resources can be backed up to Vault1 and Vault2? To answer, select the appropriate options in the answer area.

NOTE: Each correct selection is worth one point.



Can use Vault1 for backups:

- VM1 only
- VM1 and share1 only
- VM1 and SQL1 only
- VM1, storage1, and SQL1 only
- VM1, blob1, share1, and SQL1

Can use Vault2 for backups:

- storage1 only
- share1 only
- VM1 and share1 only
- blob1 and share1 only
- storage1 and SQL1 only

Answer:

Can use Vault1 for backups:

- VM1 only
- VM1 and share1 only
- VM1 and SQL1 only
- VM1, storage1, and SQL1 only
- VM1, blob1, share1, and SQL1

Can use Vault2 for backups:

- storage1 only
- share1 only
- VM1 and share1 only
- blob1 and share1 only
- storage1 and SQL1 only

Explanation

Box 1: VM1 only

VM1 is in the same region as Vault1.

File1 is not in the same region as Vault1.



VL is not in the same region as Vault1.

Blobs cannot be backup up to service vaults.

Note: To create a vault to protect virtual machines, the vault must be in the same region as the virtual machines.

Box 2: Share1 only.

Storage1 is in the same region (West USA) as Vault2. Share1 is in Storage1.

Note: After you select Backup, the Backup pane opens and prompts you to select a storage account from a list of discovered supported storage accounts. They're either associated with this vault or present in the same region as the vault, but not yet associated to any Recovery Services vault.

References:

<https://docs.microsoft.com/bs-cyrl-ba/azure/backup/backup-create-rs-vault>

<https://docs.microsoft.com/en-us/azure/backup/backup-afs>

NO.168 You have an Azure subscription that contains a user account named User1.

You need to ensure that User1 can assign a policy to the tenant root management group.

What should you do?


- A.** Assign the Global administrator role to User1, and then` instruct User1 to configure access management for Azure resources.
- B.** Assign the Global administrator role to User1, and then modify the default conditional access policies.
- C.** Assign the Owner role to User1. and then modify the default conditional access policies.
- D.** Assign the Owner role to User1. and then instruct User1 to configure access management for Azure resources.

Answer: D

103.NO.169 You have an Azure subscription named Subscription1. Subscription1 contains the resources in the following table.

Name	Type
RG2	Resource group
VNet1	Virtual network
VNet2	Virtual network
VM5	Virtual machine connected to VNet1
VM6	Virtual machine connected to VNet2

In Azure, you create a private DNS zone named adatum.com. You set the registration virtual network to VNet2. The adatum.com zone is configured as shown in the following exhibit.



Resource group (change)
vmrg

Subscription (change)
Azure Pass

Subscription ID
a4fde29b-d56a-4f6c-8298-6c53cd0b720c

Name server 1
-

Name server 2
-

Name server 3
-

Name server 4
-

Tags (change)
[Click here to add tags](#)




NAME	TYPE	TTL	VALUE
@	SOA	3600	Email: azuredns-hostmaster.microsoft.com Host: internal.cloudapp.net Refresh: 3600 Retry: 300 Expire:2419200 Minimum TTL: 300 Serial number: 1
vm1	A	3600	10.1.0.4
vm9	A	3600	10.1.0.12

For each of the following statements, select Yes if the statement is true. Otherwise, select No.
NOTE: Each correct selection is worth one point.

Answer Area

Statements	Yes	No
The A record for VM5 will be registered automatically in the adatum.com.zone.	<input type="radio"/>	<input type="radio"/>
VM5 can resolve VM9.adatum.com.	<input type="radio"/>	<input type="radio"/>
VM6 can resolve VM9.adatum.com.	<input type="radio"/>	<input type="radio"/>

Answer:



Statements

Yes

No

The A record for VM5 will be registered automatically in the adatum.com.zone.

VM5 can resolve VM9.adatum.com.

VM6 can resolve VM9.adatum.com.

Explanation

Box 1: No

Azure DNS provides automatic registration of virtual machines from a single virtual network that's linked to a private zone as a registration virtual network. VM5 does not belong to the registration virtual network though.

Box 2: No

Forward DNS resolution is supported across virtual networks that are linked to the private zone as resolution virtual networks. VM5 does belong to a resolution virtual network.

Box 3: Yes

VM6 belongs to registration virtual network, and an A (Host) record exists for VM9 in the DNS zone. By default, registration virtual networks also act as resolution virtual networks, in the sense that DNS resolution against the zone works from any of the virtual machines within the registration virtual network.

References: <https://docs.microsoft.com/en-us/azure/dns/private-dns-overview>

103.NO.170 Your company has an Azure subscription named Subscription1.

The company also has two on-premises servers named Server1 and Server2 that run Windows Server 2016.

Server1 is configured as a DNS server that has a primary DNS zone named adatum.com. Adatum.com contains 1,000 DNS records.

You manage Server1 and Subscription1 from Server2. Server2 has the following tools installed:

- * The DNS Manager console
- * Azure PowerShell
- * Azure CLI 2.0

You need to move the adatum.com zone to Subscription1. The solution must minimize administrative effort.

What should you use?

- A. Azure PowerShell
- B. Azure CLI
- C. the Azure portal
- D. the DNS Manager console



Answer: B

Explanation

Azure DNS supports importing and exporting zone files by using the Azure command-line interface (CLI).

Zone file import is not currently supported via Azure PowerShell or the Azure portal.

References: <https://docs.microsoft.com/en-us/azure/dns/dns-import-export>

103.NO.171 You have an Azure subscription that contains a virtual machine named VM1. VM1 hosts a line-of-business application that is available 24 hours a day. VM1 has one network interface and one managed disk. VM1 uses the D4s v3 size.

You plan to make the following changes to VM1:

- Change the size to D8s v3.
- Add a 500-GB managed disk.
- Add the Puppet Agent extension.
- Enable Desired State Configuration Management.

Which change will cause downtime for VM1?

- A. Add a 500-GB managed disk.
- B. Attach an additional network interface.
- C. Add the Puppet Agent extension.
- D. Change the size to D8s v3.

Answer: D

Explanation

While resizing the VM it must be in a stopped state.

References: <https://azure.microsoft.com/en-us/blog/resize-virtual-machines/>

103.NO.172 You have an Azure subscription named Subscription 1 and an on-premises deployment of Microsoft System Center Service Manager Subscription1 contains a virtual machine named VM1. You need to ensure that an alert is set in Service Manager when the amount of available memory on VM1 is below 10 percent. What should you do first?

- A. Create a notification.
- B. Create an automation runbook.
- C. Deploy the IT Service Management Connector (ITSM).
- D. Deploy a function app.

Answer: C

Explanation


The IT Service Management Connector (ITSMC) allows you to connect Azure and a supported IT Service Management (ITSM) product/service, such as the Microsoft System Center Service Manager. With ITSMC, you can create work items in ITSM tool, based on your Azure alerts (metric alerts, Activity Log alerts and Log Analytics alerts).

References:

<https://docs.microsoft.com/en-us/azure/azure-monitor/platform/itsmc-overview>

103.NO.173 You need to create an Azure Storage account that meets the following requirements:

- * Minimizes costs



supports hot, cool, and archive blob tiers

* Provides fault tolerance if a disaster affects the Azure region where the account resides How should you complete the command? To answer, select the appropriate options in the answer area. NOTE: Each correct selection is worth one point

Answer Area

```
az storage account create -g RG1 -n storageaccount1
```

--kind

- BlobStorage
- Storage
- StorageV2

--sku

- Standard_GRS
- Standard_LRS
- Standard_RAGRS
- Premium_LRS

Answer:

```
az storage account create -g RG1 -n storageaccount1
```

--kind

- BlobStorage
- Storage
- StorageV2

--sku

- Standard_GRS
- Standard_LRS
- Standard_RAGRS
- Premium_LRS

Explanation:

Box 1: StorageV2

You may only tier your object storage data to hot, cool, or archive in Blob storage and General Purpose v2 (GPv2) accounts. General Purpose v1 (GPv1) accounts do not support tiering. General-purpose v2 accounts deliver the lowest per-gigabyte capacity prices for Azure Storage, as well as industry-competitive transaction prices.

Box 2: Standard_GRS

Geo-redundant storage (GRS): Cross-regional replication to protect against region-wide unavailability

103.NO.174 Note: This question is part of a series of questions that present the same scenario. Each question in the series contains a unique solution that might meet the stated goals. Some question sets might have more than one correct solution, while others might not have a correct solution.

After you answer a question in this section, you will NOT be able to return to it. As a result, these questions will not appear in the review screen.

You have a computer named Computer1 that has a point-to-site VPN connection to an Azure virtual network named VNet1. The point-to-site connection uses a self-signed certificate.

From Azure, you download and install the VPN client configuration package on a computer named Computer2.


You need to ensure that you can establish a point-to-site VPN connection to VNet1 from Computer2.

Solution: On Computer2, you set the Startup type for the IPsec Policy Agent service to Automatic.

Does this meet the goal?

A. Yes

B. No



Answer: B

Explanation

Instead export the client certificate from Computer1 and install the certificate on Computer2.

Note: Each client computer that connects to a VNet using Point-to-Site must have a client certificate installed.

You generate a client certificate from the self-signed root certificate, and then export and install the client certificate. If the client certificate is not installed, authentication fails.

References:

<https://docs.microsoft.com/en-us/azure/vpn-gateway/vpn-gateway-certificates-point-to-site>

103.NO.175 You have an Azure subscription named Subscription1 that contains an Azure virtual network named VNet1.

VNet1 connects to your on-premises network by using Azure ExpressRoute.

You need to connect VNet1 to the on-premises network by using a site-to-site VPN. The solution must minimize cost.

Which three actions should you perform? Each correct answer presents part of the solution.

NOTE: Each correct selection is worth one point.

- A. Create a local site VPN gateway.
- B. Create a VPN gateway that uses the VpnGw1 SKU.
- C. Create a VPN gateway that uses the Basic SKU.
- D. Create a gateway subnet.
- E. Create a connection.

Answer: A, B, E

Explanation

For a site to site VPN, you need a local gateway, a gateway subnet, a VPN gateway, and a connection to connect the local gateway and the VPN gateway. That would be four answers in this question.

However, the question states that VNet1 connects to your on-premises network by using Azure ExpressRoute. For an ExpressRoute connection, VNET1 must already be configured with a gateway subnet so we don't need another one.

103.NO.176 You have an Azure subscription named Subscription1.

You have 5 TB of data that you need to transfer to Subscription1.

You plan to use an Azure Import/Export job.

What can you use as the destination of the imported data?

- A. Azure SQL Database
- B. Azure File Storage
- C. An Azure Cosmos DB database
- D. The Azure File Sync Storage Sync Service
- E. Azure Data Factory
- F. A virtual machine

Answer: B

Explanation

Azure Import/Export service is used to securely import large amounts of data to Azure Blob storage



and Azure Files by shipping disk drives to an Azure datacenter.

References:

<https://docs.microsoft.com/en-us/azure/storage/common/storage-import-export-service>

103.NO.177 You have a pay-as-you-go Azure subscription that contains the virtual machines shown in the following table.

Name	Resource group	Daily cost
VM1	RG1	20 euros
VM2	RG2	30 euros

You create the budget shown in the following exhibit.

Budget1
Resource group

[Edit budget](#) [Delete budget](#)

BUDGET SUMMARY

Name	Budget1
Scope	RG1 (Resource group)
Filters	-
Amount	1,000.00 EUR
Budget period	Resets billing month
Start date	6/20/2019
End date	6/19/2021

BUDGET ALERTS


Alert conditions	% OF BUDGET	AMOUNT	ACTION GROUP	ACTION GROUP
	50%	€500	AG1	1 Email
	70%	€700	AG2	1 SMS
	100%	€1,000	AG3	1 Azure app

Alert recipients (email) User1@Contoso.com

The AG1 action group contains a user named admin@contoso.com only.

Use the drop-down menus to select the answer choice that completes each statement based on the information presented in the graphic.

NOTE: Each correct selection is worth one point.



When the maximum amount in Budget1 is reached.
[answer choice].

VM1 and VM2 are turned off
VM1 and VM2 continue to run
VM1 is turned off, and VM2 continues to run

Based on the current usage costs of the virtual machines. [answer choice].

no email notifications will be sent each month
one email notification will be sent each month
two email notifications will be sent each month
three email notifications will be sent each month

When the maximum amount in Budget1 is reached.
[answer choice].

VM1 and VM2 are turned off
VM1 and VM2 continue to run
VM1 is turned off, and VM2 continues to run

Based on the current usage costs of the virtual machines. [answer choice].

no email notifications will be sent each month
one email notification will be sent each month
two email notifications will be sent each month
three email notifications will be sent each month

Explanation

Box 1: VM1 is turned off, and VM2 continues to run

The budget alerts are for Resource Group RG1, which include VM1, but not VM2.

Box 2: one email notification will be sent each month.

Budget alerts for Resource Group RG1, which include VM1, but not VM2. VM1 consumes 20 Euro/day.

The

50% ,500 Euro limit, will be reached in 25 days, and an email will be sent.

The 70% and 100% alert conditions will not be reached within a month, and they don't trigger email actions anyway.

Credit alerts: Credit alerts are generated automatically at 90% and at 100% of your Azure credit balance.

Whenever an alert is generated, it's reflected in cost alerts and in the email sent to the account owners. 90% and 100% will not be reached though.


References:

<https://docs.microsoft.com/en-us/azure/cost-management-billing/costs/cost-mgt-alerts-monitor-usage-spending>

NO.178 You have an Azure Active Directory (Azure AD) tenant that syncs to on-premises Active Directory and contains the users shown in the following table.

Name	Type	Source
User1	Member	Azure AD
User2	Member	Azure AD
User3	Member	Windows Server Active Directory
User4	Guest	Microsoft account

You create a group named Group1 and add User1 to the group. You need to configure the ownership of Group. Which users can you add as owners of Group1?



- A. User1, User2, User3 and User4
- B. User3 only
- C. User1 and User2 only
- D. User2, User3 and User4 only

Answer: C

103.NO.179 You have a sync group that has the endpoints shown in the following table.

Name	Type
Endpoint1	Cloud endpoint
Endpoint2	Server endpoint
Endpoint3	Server endpoint

Cloud tiering is enabled for Endpoint3.

You add a file named File1 to Endpoint1 and a file named File2 to Endpoint2.

You need to identify on which endpoints File1 and File2 will be available within 24 hours of adding the files.

What should you identify? To answer, select the appropriate options in the answer area.

NOTE: Each correct selection is worth one point.


File1:

	▼
Endpoint1only	
Endpoint3 only	
Endpoint2 and Endpoint3 only	
Endpoint1, Endpoint2, and Endpoint3	

File2:

	▼
Endpoint1only	
Endpoint3 only	
Endpoint2 and Endpoint3 only	
Endpoint1, Endpoint2, and Endpoint3	

Answer:



File1:

	▼
Endpoint1only	
Endpoint3 only	
Endpoint2 and Endpoint3 only	
Endpoint1, Endpoint2, and Endpoint3	

File2:

	▼
Endpoint1only	
Endpoint3 only	
Endpoint2 and Endpoint3 only	
Endpoint1, Endpoint2, and Endpoint3	

Explanation

File1: Endpoint3 only

Cloud Tiering: A switch to enable or disable cloud tiering. When enabled, cloud tiering will tier files to your Azure file shares. This converts on-premises file shares into a cache, rather than a complete copy of the dataset, to help you manage space efficiency on your server. With cloud tiering, infrequently used or accessed files can be tiered to Azure Files.

File2: Endpoint1, Endpoint2, and Endpoint3

References:

<https://docs.microsoft.com/en-us/azure/storage/files/storage-sync-cloud-tiering>

103.NO.180 You plan to use the Azure Import/Export service to copy files to a storage account. Which two files should you create before you prepare the drives for the import job? Each correct answer presents part of the solution.

NOTE: Each correct selection is worth one point.

- A. an XML manifest file
- B. a driveset CSV file
- C. a dataset CSV file
- D. a PowerShell PS1 file
- E. a JSON configuration file

Answer: B C

Explanation

B: Modify the driveset.csv file in the root folder where the tool resides.

C: Modify the dataset.csv file in the root folder where the tool resides. Depending on whether you want to import a file or folder or both, add entries in the dataset.csv file

References:

<https://docs.microsoft.com/en-us/azure/storage/common/storage-import-export-data-to-files>



103.NO.181 Note: This question is part of a series of questions that present the same scenario. Each question in the series contains a unique solution that might meet the stated goals. Some question sets might have more than one correct solution, while others might not have a correct solution.

After you answer a question in this section, you will NOT be able to return to it. As a result, these questions will not appear in the review screen.

You have a computer named Computer1 that has a point-to-site VPN connection to an Azure virtual network named VNet1. The point-to-site connection uses a self-signed certificate.

From Azure, you download and install the VPN client configuration package on a computer named Computer2.

You need to ensure that you can establish a point-to-site VPN connection to VNet1 from Computer2.

Solution: You export the client certificate from Computer1 and install the certificate on Computer2. Does this meet this goal?

- A. Yes
- B. No

Answer: A

Explanation

Each client computer that connects to a VNet using Point-to-Site must have a client certificate installed. You generate a client certificate from the self-signed root certificate, and then export and install the client certificate. If the client certificate is not installed, authentication fails.

References:

<https://docs.microsoft.com/en-us/azure/vpn-gateway/vpn-gateway-certificates-point-to-site>

103.NO.182 Note: This question is part of a series of questions that present the same scenario. Each question in the series contains a unique solution that might meet the stated goals. Some question sets might have more than one correct solution, while others might not have a correct solution.

After you answer a question in this section, you will NOT be able to return to it. As a result, these questions will not appear in the review screen.

You have an Azure Active Directory (Azure AD) tenant named Adatum and an Azure Subscription named Subscription1. Adatum contains a group named Developers. Subscription1 contains a resource group named Dev.

You need to provide the Developers group with the ability to create Azure logic apps in the Dev resource group.

Solution: On Subscription1, you assign the Logic App Operator role to the Developers group. Does this meet the goal?

- A. Yes
- B. No

Answer: B

Explanation

The Logic App Operator role only lets you read, enable and disable logic app. With it you can view the logic app and run history, and enable/disable. Cannot edit or update the definition.

You would need the Logic App Contributor role.



References:

<https://docs.microsoft.com/en-us/azure/role-based-access-control/built-in-roles>

<https://docs.microsoft.com/en-us/azure/logic-apps/logic-apps-securing-a-logic-app>

103.NO.183 You have peering configured as shown in the following exhibit.

NAME	PEERING STATUS	PEER	GATEWAY TRANSIT
peering1	Disconnected	vNET1	Enabled
peering2	Disconnected	vNET2	Disabled

Use the drop-down menus to select the answer choice that completes each statement based on the information presented in the graphic.

NOTE: Each correct selection is worth one point.

Answer Area


Hosts on vNET6 can communicate with hosts on [answer choice].

▼
vNET6 only
vNET6 and vNET1 only
vNET6, vNET1, and vNET2 only
all the virtual networks in the subscription

To change the status of the peering connection to vNET1 to **Connected**, you must first [answer choice].

▼
add a service endpoint
add a subnet
delete peering1
modify the address space

Answer:




Answer Area

Hosts on vNET6 can communicate with hosts on [answer choice].

- vNET6 only
- vNET6 and vNET1 only
- vNET6, vNET1, and vNET2 only
- all the virtual networks in the subscription

To change the status of the peering connection to vNET1 to **Connected**, you must first [answer choice].

- add a service endpoint
- add a subnet
- delete peering1
- modify the address space



Explanation

Box 1: vNET6 only

Box 2: Peering should be deleted to Modify the address space

The virtual networks you peer must have non-overlapping IP address spaces.

References:

<https://docs.microsoft.com/en-us/azure/virtual-network/virtual-network-manage-peering#requirements-and-const>

103.NO.184 You have a Recovery Service vault that you use to test backups. The test backups contain two protected virtual machines.

You need to delete the Recovery Services vault.

What should you do first?

- A. From the Recovery Service vault, stop the backup of each backup item.
- B. From the Recovery Service vault, delete the backup data.
- C. Modify the disaster recovery properties of each virtual machine.
- D. Modify the locks of each virtual machine.

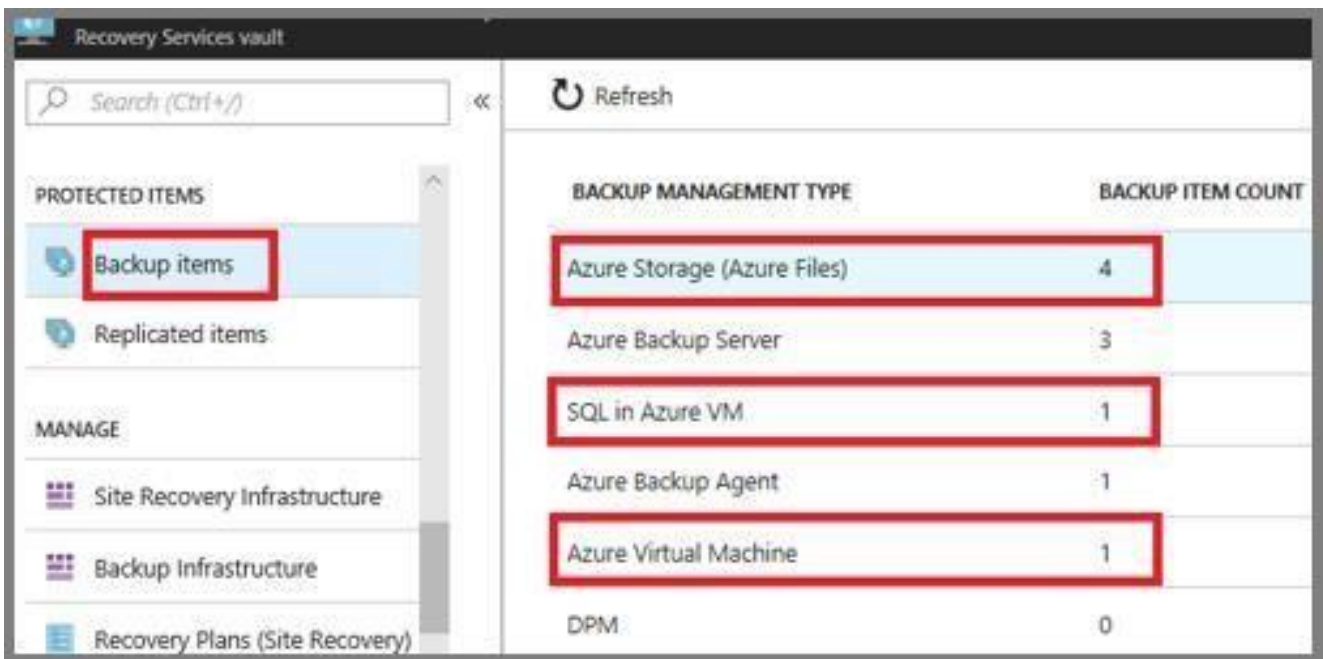
Answer: A

Explanation


You can't delete a Recovery Services vault if it is registered to a server and holds backup data. If you try to delete a vault, but can't, the vault is still configured to receive backup data.

Remove vault dependencies and delete vault

In the vault dashboard menu, scroll down to the Protected Items section, and click Backup Items. In this menu, you can stop and delete Azure File Servers, SQL Servers in Azure VM, and Azure virtual machines.



References: <https://docs.microsoft.com/en-us/azure/backup/backup-azure-delete-vault>



103.NO.185 You have a hybrid infrastructure that contains an Azure Active Directory (Azure AD) tenant named contoso.onmicrosoft.com. The tenant contains the users shown in the following table.

Name	User name	Type	Source
User1	User1@contoso.onmicrosoft.com	Member	Azure Active Directory
User2	User2@contoso.onmicrosoft.com	Member	Windows Server AD
User3	User3@outlook.com	Guest	Microsoft Account
User4	User4@gmail.com	Guest	Microsoft Account

You plan to share a cloud resource to the All Users group.

You need to ensure that User1, User2, User3, and User4 can connect successfully to the cloud resource.

What should you do first?

- A. Create a user account of the member type for User4.
- B. Create a user account of the member type for User3.
- C. Modify the Directory-wide Groups settings.
- D. Modify the External collaboration settings.

Answer: C

Explanation

Ensure that "Enable an 'All Users' group in the directory" policy is set to "Yes" in your Azure Active Directory (AD) settings in order to enable the "All Users" group for centralized access administration. This group represents the entire collection of the Active Directory users, including guests and external users, that you can use to make the access permissions easier to manage within your directory.

103.NO.186 You have an Azure subscription named Subscription1 that contains the resources shown in the following table.

Name	Type	Region	Resource group
RG1	Resource group	West Europe	<i>Not applicable</i>
RG2	Resource group	North Europe	<i>Not applicable</i>
Vault1	Recovery Services vault	West Europe	RG1

You create virtual machines in Subscription1 as shown in the following table.

Name	Resource group	Region	Operating system
VM1	RG1	West Europe	Windows Server 2016
VM2	RG1	North Europe	Windows Server 2016
VM3	RG2	West Europe	Windows Server 2016
VMA	RG1	West Europe	Ubuntu Server 18.04
VMB	RG1	North Europe	Ubuntu Server 18.04
VMC	RG2	West Europe	Ubuntu Server 18.04



You plan to use Vault1 for the backup of as many virtual machines as possible. Which virtual machines can be backed up to Vault1?

- A. VM1, VM3, VMA, and VMC only
- B. VM1 and VM3 only
- C. VM1, VM2, VM3, VMA, VMB, and VMC
- D. VM1 only
- E. VM3 and VMC only

Answer: A

Explanation

To create a vault to protect virtual machines, the vault must be in the same region as the virtual machines. If you have virtual machines in several regions, create a Recovery Services vault in each region.

References:

<https://docs.microsoft.com/bs-cyrl-ba/azure/backup/backup-create-rs-vault>

NO.187 You have an Azure subscription that contains an Azure Availability Set named WEBPROD-AS-USE2 as shown in the following exhibit.

```
PS Azure:\> az vm availability-set list -g RG1
[
  {
    "id": "/subscriptions/8372f433-2dcd-4361-b5ef-5b188fed87d0/resourceGroups/RG1/providers/Microsoft.Compute/availabilitySets/WEBPROD-AS-USE2",
    "location": "eastus2",
    "name": "WEBPROD-AS-USE2",
    "platformFaultDomainCount": 2,
    "platformUpdateDomainCount": 10,
    "proximityPlacementGroup": null,
    "resourceGroup": "RG1",
    "sku": {
      "capacity": null,
      "name": "Aligned",
      "tier": null
    },
    "statuses": null,
    "tags": {},
    "type": "Microsoft.Compute/availabilitySets",
    "virtualMachines": [ ]
  }
]
```

You add 14 virtual machines to WEBPROD-AS-USE2.



Use the drop-down menus to select the answer choice that completes each statement based on the information presented in the graphic.

NOTE: Each correct selection is worth one point.

Answer Area

When Microsoft performs planned maintenance in East US 2, the maximum number of unavailable virtual machines will be **[answer choice]**.

	▼
2	
7	
10	
14	

If the server rack in the Azure datacenter that hosts WEBPROD-AS-USE2 experiences a power failure, the maximum number of unavailable virtual machines will be **[answer choice]**.

	▼
2	
7	
10	
14	

Answer:

Answer Area

When Microsoft performs planned maintenance in East US 2, the maximum number of unavailable virtual machines will be **[answer choice]**.

	▼
2	
7	
10	
14	

If the server rack in the Azure datacenter that hosts WEBPROD-AS-USE2 experiences a power failure, the maximum number of unavailable virtual machines will be **[answer choice]**.

	▼
2	
7	
10	
14	

Explanation:

Box 1: 2


There are 10 update domains. The 14 VMs are shared across the 10 update domains so four update domains will have two VMs and six update domains will have one VM. Only one update domain is rebooted at a time. Therefore, a maximum of two VMs will be offline.

Box 2: 7

There are 2 fault domains. The 14 VMs are shared across the 2 fault domains, so 7 VMs in each fault domain. A rack failure will affect one fault domain so 7 VMs will be offline.

Reference:

<https://docs.microsoft.com/en-us/azure/virtual-machines/windows/manage-availability>



188 You have an Azure subscription that contains the resources shown in the following table.

Name	Type	Resource group	Location
RG1	Resource group	Not applicable	Central US
RG2	Resource group	Not applicable	West US
VMSS1	Virtual machine scale set	RG2	West US
Proximity1	Proximity placement group	RG1	West US
Proximity2	Proximity placement group	RG2	Central US
Proximity3	Proximity placement group	RG1	Central US

You need to configure a proximity placement group for VMSS1 Which proximity placement groups should you use?

- A. Proximity2 only
- B. Proximity 1, Proximity2, and Proximity3
- C. Proximity 1 and Proximity3 only
- D. Proximity1 only

Answer: C

103.NO.189 You have an Azure subscription named Subscription1 that contains an Azure Log Analytics workspace named Workspace1.

You need to view the error events from a table named Event. Which query should you run in Workspace1?

- A. Event | where EventType is "error"
- B. Event | search "error"
- C. select * from Event where EventType == "error"
- D. Get-Event Event | where {\$_.EventType -eq "error"}

Answer: B

Reference:

<https://docs.microsoft.com/en-us/azure/azure-monitor/log-query/get-started-queries>

NO.190 You have an Azure subscription that contains the resources shown in the following table. VMSS1 is set to VM (virtual machines) orchestration mode.



You need to deploy a new Azure virtual machine named VM1, and then add VM1 to VMSS1. Which resource group and location should you use to deploy VM1? To answer, select the appropriate options in the NOTE: Each correct selection is worth one point.

Answer Area

Resource group: RG1 only
 RG2 only
 RG1 or RG2 only
 RG1, RG2, or RG3

Location: West US only
 Central US only
 Central US or West US only
 East US, Central US, or West US

Answer:



103.NO.191 You have an Azure virtual machine that runs Windows Server 2019 and has the following configurations:

- * Name: VM1
- * Location: West US
- * Connected to: VNET1
- * Private IP address: 10.1.0.4
- * Public IP address: 52.186.85.63
- * DNS suffix in Windows Server: Adatum.com

You create the Azure DNS zones shown in the following table.

Name	Type	Location
Adatum.pri	Private	West Europe
Contoso.pri	Private	Central US
Adatum.com	Public	West Europe
Contoso.com	Public	North Europe

You need to identify which DNS zones you can link to VNET1 and the DNS zones to which VM1 can automatically register.

Which zones should you identify? To answer, select the appropriate options in the answer area.

DNS zones that you can link to VNET1:

▼

- Adatum.com only
- Adatum.pri and adatum.com only
- The private zones only
- The public zones only

DNS zones to which VM1 can automatically register:

▼

- Adatum.com only
- Adatum.pri and adatum.com only
- The private zones only
- The public zones only

Answer:

DNS zones that you can link to VNET1:


▼

- Adatum.com only
- Adatum.pri and adatum.com only
- The private zones only
- The public zones only

DNS zones to which VM1 can automatically register:

▼

- Adatum.com only
- Adatum.pri and adatum.com only
- The private zones only



Explanation

Reference:

<https://docs.microsoft.com/en-us/azure/dns/private-dns-overview>

103.NO.192 You have the Azure virtual machines shown in the following table.

Name	Azure region
VM1	West Europe
VM2	West Europe
VM3	North Europe
VM4	North Europe

You have a Recovery Services vault that protects VM1 and VM2. You need to protect VM3 and VM4 by using Recovery Services. What should you do first?

- A. Configure the extensions for VM3 and VM4.
- B. Create a new Recovery Services vault.
- C. Create a storage account.
- D. Create a new backup policy.

Answer: B

Explanation

A Recovery Services vault is a storage entity in Azure that houses data. The data is typically copies of data, or configuration information for virtual machines (VMs), workloads, servers, or workstations. You can use Recovery Services vaults to hold backup data for various Azure services References: <https://docs.microsoft.com/en-us/azure/site-recovery/azure-to-azure-tutorial-enable-replication>

NO.193 Note: This question is part of a series of questions that present the same scenario. Each question in the series contains a unique solution that might meet the stated goals. Some question sets might have more than one correct solution, while others might not have a correct solution. After you answer a question in this section, you will NOT be able to return to it. As a result, these questions will not appear in the review screen.

You deploy an Azure Kubernetes Service (AKS) cluster named AKS1. You need to deploy a YAML file to AKS1. Solution: From Azure Cloud Shell, you run az aks. Does this meet the goal?

- A. Yes
- B. No


Answer: A



Q3.NO.194 You have an Azure subscription named Subscription1. Subscription1 contains a virtual machine named VM1.

You have a computer named Computer1 that runs Windows 10. Computer1 is connected to the Internet.

You add a network interface named Interface1 to VM1 as shown in the exhibit (Click the Exhibit button.)



Network Interface: interface1 Effective security rules Topology ⓘ
 Virtual network/subnet: VMRD-vnet/default Public IP: IP2 Private IP: 10.0.0.6
 Accelerated networking: Disabled

INBOUND PORT RULES ⓘ

Network security group VM1-nsg (attached to network interface: interface1)
 Impacts 0 subnets, 2 network interfaces

Add inbound

PRIORITY	NAME	PORT	PROTOCOL	SOURCE	DESTINA...	ACTION
1000	default-allow-...	3389	TCP	Any	Any	✓ Allow ...
65000	AllowVnetInBound	Any	Any	VirtualN...	VirtualN...	✓ Allow ...
65001	AllowAzureLoadB...	Any	Any	AzureLo...	Any	✓ Allow ...
65500	AllowAllInBound	Any	Any	Any	Any	✗ Deny ...

OUTBOUND PORT RULES ⓘ

Network security group VM1-nsg (attached to network interface: interface1)
 Impacts 0 subnets, 2 network interfaces

Add outbound

PRIORITY	NAME	PORT	PROTOCOL	SOURCE	DESTINA...	ACTION
65000	AllowVnetOutBo...	Any	Any	VirtualN...	VirtualN...	✓ Allow ...
65001	AllowInternetOut...	Any	Any	Any	Internet	✓ Allow ...
65500	DenyAllOutBound	Any	Any	Any	Any	✗ Deny ...

From Computer1, you attempt to connect to VM1 by using Remote Desktop, but the connection fails. You need to establish a Remote Desktop connection to VM1. What should you do first?


- A. Start VM1.
- B. Attach a network interface.
- C. Delete the DenyAllOutBound outbound port rule.
- D. Delete the DenyAllInBound inbound port rule.

Answer: A

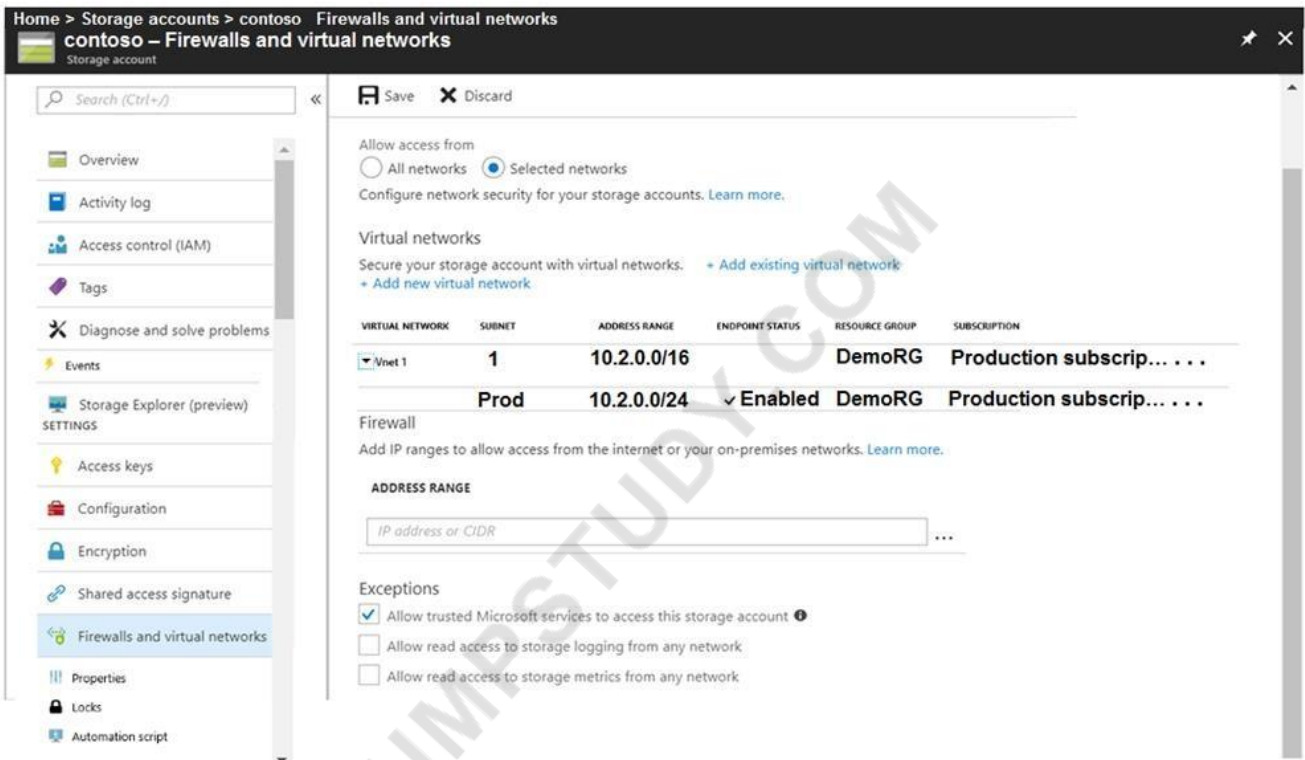
Explanation

Note: Rules are processed in priority order, with lower numbers processed before higher numbers, because lower numbers have higher priority. Once traffic matches a rule, processing stops. As a result, any rules that exist with lower priorities (higher numbers) that have the same attributes as rules with higher priorities are not processed.

References: <https://docs.microsoft.com/en-us/azure/virtual-network/security-overview>



Q3.NO.195 You have several Azure virtual machines on a virtual network named VNet1. You configure an Azure Storage account as shown in the following exhibit.



Use the drop-down menus to select the answer choice that completes each statement based on the information presented in the graphic.

NOTE: Each correct selection is worth one point.

The virtual machines on the 10.2.9.0/24 subnet will have network connectivity to the file shares in the storage account.

always
during a backup
never

Azure Backup will be able to back up the unmanaged hard disks of the virtual machines in the storage account.

always
during a backup
never

Answer:


The virtual machines on the 10.2.9.0/24 subnet will have network connectivity to the file shares in the storage account.

always
during a backup
never

Azure Backup will be able to back up the unmanaged hard disks of the virtual machines in the storage account.

always
during a backup
never

Explanation

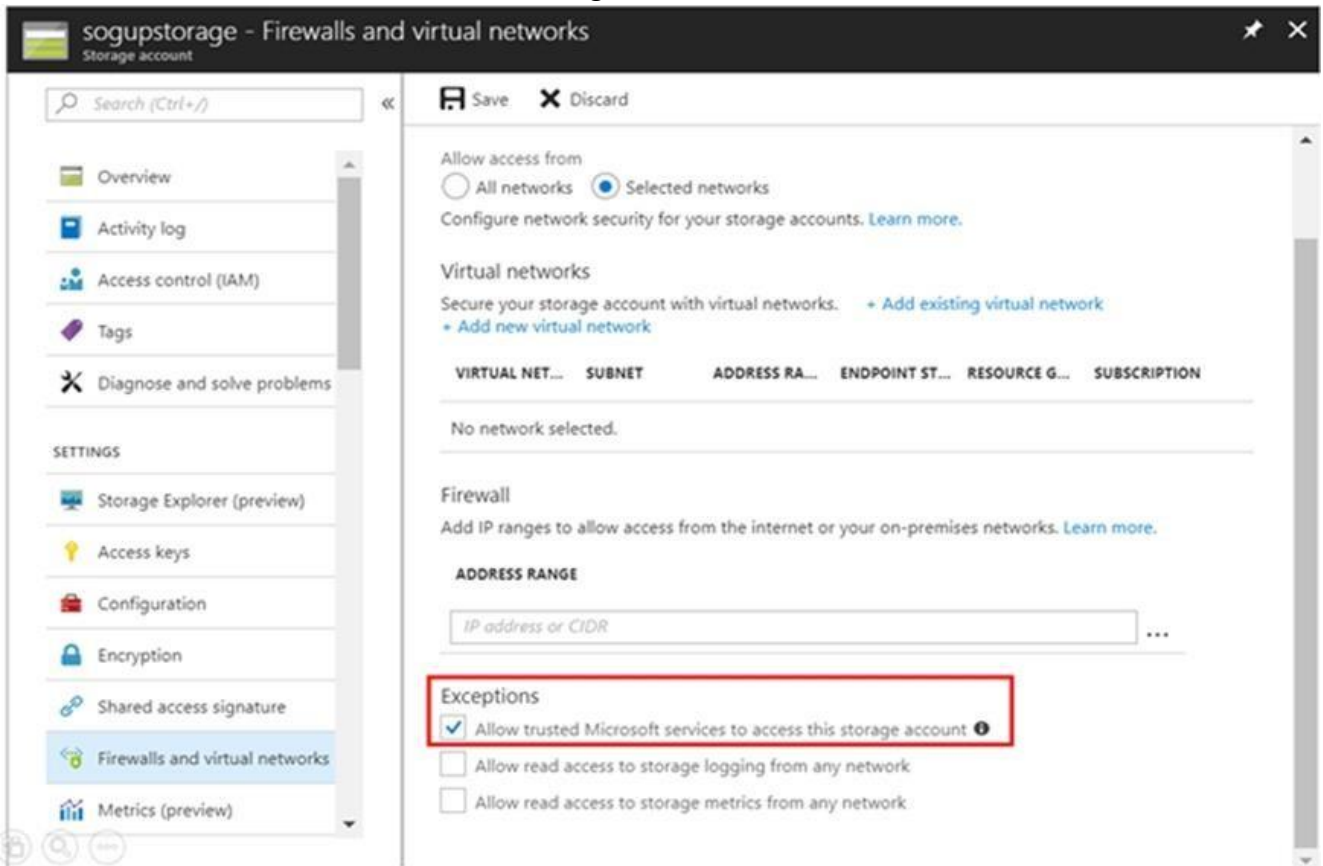


Box 1: always

Endpoint status is enabled.

Box 2: Never

After you configure firewall and virtual network settings for your storage account, select Allow trusted Microsoft services to access this storage account as an exception to enable Azure Backup service to access the network restricted storage account.



Reference:

<https://docs.microsoft.com/en-us/azure/storage/files/storage-how-to-use-files-windows>

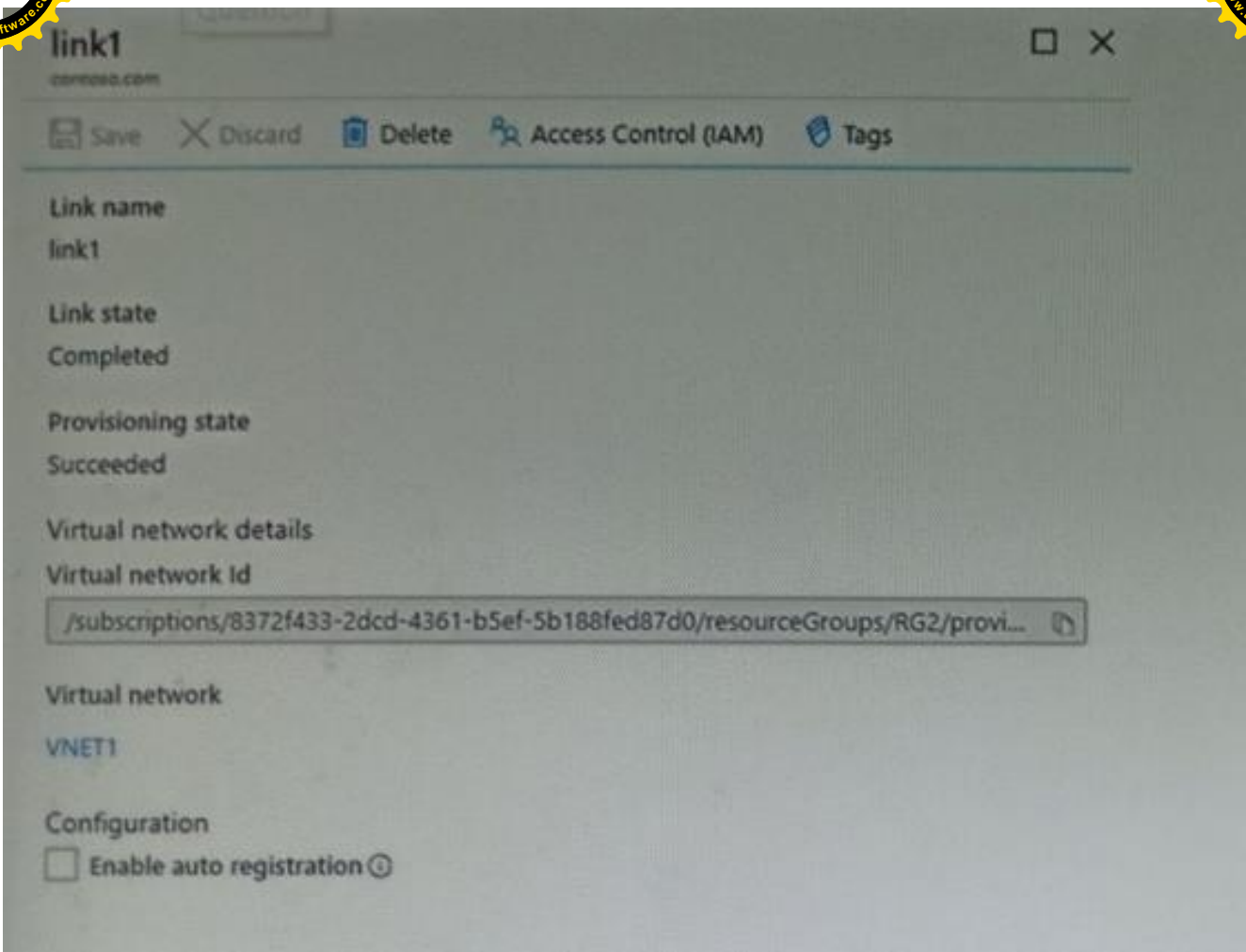

<https://azure.microsoft.com/en-us/blog/azure-backup-now-supports-storage-accounts-secured-with-azure-storage>

NO.196 You have Azure virtual machines that run Windows Server 2019 and are configured as shown in the following table.

Name	Virtual network name	DNS suffix configured in Windows Server
VM1	VNET1	Contoso.com
VM2	VNET2	Contoso.com

You create a public Azure DNS zone named adatum.com and a private Azure DNS zone named contoso.com.

For contoso.com, you create a virtual network link named link1 as shown in the exhibit. (Click the Exhibit tab.)



You discover that VM1 can resolve names in contoso.com but cannot resolve names in adatum.com. VM1 can resolve other hosts on the internet. You need to ensure that VM1 can resolve host names in adatum.com. What should you do?


- A. Update the DNS suffix on VM1 to be adatum.com.
- B. Create an SRV record in the contoso.com zone.
- C. Configure the name servers for adatum.com at the domain registrar.
- D. Modify the Access control (IAM) settings for link1.

Answer: D

NO.197 You have an Azure subscription that contains a virtual network named VNET1 in the East US 2 region. You have the following resources in an Azure Resource Manager template.



```
{
  "apiVersion": "2017-03-30",
  "type": "Microsoft.Compute/virtualMachines",
  "name": "VM1",
  "zones": "1",
  "location": "EastUS2",
  "dependsOn": [
    "[resourceId('Microsoft.Network/networkInterfaces', 'VM1-NI')]"
  ],
  "properties": {
    "hardwareProfile": {
      "vmSize": "Standard_A2_v2"
    },
    "osProfile": {
      "computerName": "VM1",
      "adminUsername": "AzureAdmin",
      "adminPassword": "[parameters('adminPassword')]"
    },
    "storageProfile": {
      "imageReference": "[variables('image')]",
      "osDisk": {
        "createOption": "FromImage"
      }
    },
    "networkProfile": {
      "networkInterfaces": [
        {
          "id": "[resourceId('Microsoft.Network/networkInterfaces', 'VM1-NI')]"
        }
      ]
    }
  }
},
{
  "apiVersion": "2017-03-30",
  "type": "Microsoft.Compute/virtualMachines",
  "name": "VM2",
  "zones": "2",
  "location": "EastUS2",
  "dependsOn": [
    "[resourceId('Microsoft.Network/networkInterfaces', 'VM2-NI')]"
  ],
  "properties": {
    "hardwareProfile": {
      "vmSize": "Standard_A2_v2"
    }
  }
}
```



```

    },
    "osProfile": {
      "computerName": "VM2",
      "adminUsername": "AzureAdmin",
      "adminPassword": "[parameters('adminPassword')]"
    },
    "storageProfile": {
      "imageReference": "[variables('image')]",
      "osDisk": {
        "createOption": "FromImage"
      }
    },
    "networkProfile": {
      "networkInterfaces": [
        {
          "id": "[resourceId('Microsoft.Network/networkInterfaces', 'VM2-NI')]"
        }
      ]
    }
  }
}


```

For each of the following statements, select Yes if the statement is true. Otherwise, select No.

	Yes	No
VM1 and VM2 can connect to VNET1.	<input type="radio"/>	<input type="radio"/>
If an Azure datacenter becomes unavailable, VM1 or VM2 will be available.	<input type="radio"/>	<input type="radio"/>
If the East US 2 region becomes unavailable, VM1 or VM2 will be available.	<input type="radio"/>	<input type="radio"/>

Answer:

	Yes	No
VM1 and VM2 can connect to VNET1.	<input checked="" type="radio"/>	<input type="radio"/>
If an Azure datacenter becomes unavailable, VM1 or VM2 will be available.	<input type="radio"/>	<input checked="" type="radio"/>
If the East US 2 region becomes unavailable, VM1 or VM2 will be available.	<input type="radio"/>	<input checked="" type="radio"/>



103.NO.198 You have an Azure subscription that contains the resources shown in the following table.

Name	Type
LB1	Load balancer
VM1	Virtual machine
VM2	Virtual machine

VM1 and VM2 run a website that is configured as shown in the following table.

Name	Physical path	Alias
Root folder	C:\inetpub\wwwroot\SiteA	/
Temp	C:\inetpub\wwwroot\Temp	Temp

LB1 is configured to balance requests to VM1 and VM2.

You configure a health probe as shown in the exhibit. (Click the Exhibit tab.)

Probe1 □ ×

LB1

Save
 Discard
 Delete

*** Name**

IP version
IPv4

Protocol ⓘ

*** Port** ⓘ

*** Path** ⓘ

*** Interval** ⓘ


seconds

*** Unhealthy threshold** ⓘ

cumulative failures

Used by ⓘ

Rule



You need to ensure that the health probe functions correctly.
What should you do?

- A. On LB1, change the Unhealthy threshold to 65536.
- B. On LB1, change the port to 8080.
- C. On VM1 and VM2, create a file named Probe1.htm in the C:\intepub\wwwroot\Temp folder.
- D. On VM1 and VM2, create a file named Probe1.htm in the C:\intepub\wwwroot\SiteA\Temp folder.

Answer: D

Explanation

References:

<https://docs.microsoft.com/en-us/azure/load-balancer/tutorial-load-balancer-standard-internal-portal>

NO.199 Your on-premises network contains an SMB share named Share1.

You have an Azure subscription that contains the following resources:

A web app named webapp1

A virtual network named VNET1

You need to ensure that webapp1 can connect to Share1.

What should you deploy?

- A. an Azure Application Gateway
- B. an Azure Active Directory (Azure AD) Application Proxy
- C. an Azure Virtual Network Gateway

Answer: C

Explanation

A Site-to-Site VPN gateway connection can be used to connect your on-premises network to an Azure virtual network over an IPsec/IKE (IKEv1 or IKEv2) VPN tunnel.


This type of connection requires a VPN device, a VPN gateway, located on-premises that has an externally facing public IP address assigned to it.

Reference:

<https://docs.microsoft.com/en-us/azure/vpn-gateway/vpn-gateway-howto-site-to-site-resource-manager-portal>

103.NO.200 You have an Azure virtual machine named VM1 and a Recovery Services vault named Vault1.

You create a backup Policy1 as shown in the exhibit. (Click the Exhibit tab.)



Policy1

Associated items Delete Save Discard

Backup schedule

* Frequency:

Retention range

Retention of daily backup point.

* At: For: Day(s)

Retention of weekly backup point.

* On: * At: For: Week(s)

Retention of monthly backup point.

Week Based Day Based


* On: * At: For: Month(s)

Retention of yearly backup point.

Week Based Day Based

* In: * On: * At: For: Year(s)

You configure the backup of VM1 to use Policy1 on Thursday, January 1. You need to identify the number of available recovery points for VM1. How many recovery points are available on January 8 and on January 15? To answer, select the appropriate options in the answer area. NOTE: Each correct selection is worth one point.



January 8 at 14:00:

	▼
5	
6	
8	
9	

January 15 at 14:00:

	▼
5	
8	
17	
19	

Answer:

January 8 at 14:00:

	▼
5	
6	
8	
9	

January 15 at 14:00:

	▼
5	
8	
17	
19	


Box 1: 6

4 daily + 1 weekly + monthly

Box 2: 8

4 daily + 2 weekly + monthly + yearly

NO.201 You have an Azure web app named App1. App1 has the deployment slots shown in the following table:



Name	Function
webapp1-prod	Production
webapp1-test	Staging

In webapp1-test, you test several changes to App1.

You back up App1.

You swap webapp1-test for webapp1-prod and discover that App1 is experiencing performance issues.

You need to revert to the previous version of App1 as quickly as possible.

What should you do?

- A. Redeploy App1
- B. Swap the slots
- C. Clone App1
- D. Restore the backup of App1

Answer: B

Explanation

When you swap deployment slots, Azure swaps the Virtual IP addresses of the source and destination slots, thereby swapping the URLs of the slots. We can easily revert the deployment by swapping back.

Reference:

<https://docs.microsoft.com/en-us/azure/app-service/deploy-staging-slots>

103.NO.202 You have an Azure subscription that contains the resources in the following table.

Name	Type
RG1	Resource group
Store1	Azure Storage account
Sync1	Azure File Sync

Store1 contains a file share named data. Data contains 5,000 files.

You need to synchronize the files in the file share named data to an on-premises server named Server1.

Which three actions should you perform? Each correct answer presents part of the solution.

- A. Download an automation script.
- B. Create a container instance.
- C. Create a sync group.
- D. Register Server1.
- E. Install the Azure File Sync agent on Server1.

Answer: C D E

Explanation

Step 1 (E): Install the Azure File Sync agent on Server1

The Azure File Sync agent is a downloadable package that enables Windows Server to be synced with



1. Azure file share Step 2 (D): Register Server1.

Register Windows Server with Storage Sync Service

Registering your Windows Server with a Storage Sync Service establishes a trust relationship between your server (or cluster) and the Storage Sync Service.

Step 3 (C): Create a sync group and a cloud endpoint.

A sync group defines the sync topology for a set of files. Endpoints within a sync group are kept in sync with each other. A sync group must contain one cloud endpoint, which represents an Azure file share and one or more server endpoints. A server endpoint represents a path on registered server.

References: <https://docs.microsoft.com/en-us/azure/storage/files/storage-sync-files-deployment-guide>

103.NO.203 You have two Azure virtual networks named VNet1 and VNet2. VNet1 contains an Azure virtual machine named VM1. VNet2 contains an Azure virtual machine named VM2.

VM1 hosts a frontend application that connects to VM2 to retrieve data.

Users report that the frontend application is slower than usual.

You need to view the average round-trip time (RTT) of the packets from VM1 to VM2.

Which Azure Network Watcher feature should you use?

- A. NSG flow logs
- B. Connection troubleshoot
- C. IP flow verify
- D. Connection monitor

Answer: D

Explanation


The Connection Monitor feature in Azure Network Watcher is now generally available in all public regions.

Connection Monitor provides you RTT values on a per-minute granularity. You can monitor a direct TCP connection from a virtual machine to a virtual machine, FQDN, URI, or IPv4 address.

References:

<https://azure.microsoft.com/en-us/updates/general-availability-azure-network-watcher-connection-monitor-in-all>

103.NO.204 You have a virtual network named VNet1 that has the configuration shown in the following exhibit.



```

C:\> Get-AzureRmVirtualNetwork -Name VNet1 -ResourceGroupName Production

Name                : VNet1
ResourceGroupName   : Production
Location            : westus
Id                  : /subscriptions/14d26092-8e42-4ea7-b770-9dcef70fb1ea/resourceGroups/Production/providers/Microsoft.Network/virtualNetworks/VNet1
Etag                : W/"76f7edd6-d022-455b-aeae-376059318e5d"
ResourceGuid        : 562696cc-b2ba-4cc5-9619-0a735d6c34c7
ProvisioningState    : Succeeded
Tags                :
AddressSpace        : {
  "AddressPrefixes": [
    "10.2.0.0/16"
  ]
}
DhcpOptions          : {}
Subnets             : {
  {
    "Name": "default",
    "Etag": "W/\\"76f7edd6-d022-455b-aeae-376059318e5d\"",
    "Id": "/subscriptions/14d26092-8e42-4ea7-b770-9dcef70fb1ea/resourceGroups/Production/providers/Microsoft.Network/virtualNetworks/VNet1/subnets/default",
    "AddressPrefix": "10.2.0.0/24",
    "IpConfigurations": [],
    "ResourceNavigationLinks": [],
    "ServiceEndpoints": [],
    "ProvisioningState": "Succeeded"
  }
}
VirtualNetworkPeerings : []
EnableDdosProtection  : false
EnableVmProtection    : false

```

Use the drop-down menus to select the answer choice that completes each statement based on the information presented in the graphic.

NOTE: Each correct selection is worth one point.

Answer Area

Before a virtual machine on VNet1 can receive an IP address from 192.168.1.0/24, you must first **[answer choice]**.

- add a network interface
- add a subnet
- add an address space
- delete a subnet
- delete an address space

Before a virtual machine on VNet1 can receive an IP address from 10.2.1.0/24, you must first **[answer choice]**.

- add a network interface
- add a subnet
- add an address space
- delete a subnet
- delete an address space

Answer:

You have a virtual network named VNet1 that has the configuration shown in the following exhibit.



Before a virtual machine on VNet1 can receive an IP address from 192.168.1.0/24, you must first [answer choice]

- add a network interface
- add a subnet
- add an address space**
- delete a subnet
- delete an address space

Before a virtual machine on VNet1 can receive an IP address from 10.2.1.0/24, you must first [answer choice]

- add a network interface
- add a subnet**
- add an address space
- delete a subnet
- delete an address space

Box 1: **add an address space**

Your IaaS virtual machines (VMs) and PaaS role instances in a virtual network automatically receive a private IP address from a range that you specify, based on the subnet they are connected to. We need to add the 192.168.1.0/24 subnet.

Box 2: **add a subnet**

The 10.2.1.0/24 network exists. We need to add a network interface.

References:

<https://docs.microsoft.com/en-us/azure/virtual-network/virtual-networks-static-private-ip-arm-portal>

103.NO.205 Your on-premises network contains an Active Directory domain named adatum.com that is synced to Azure Active Directory (Azure AD). Password writeback is disabled.

In adatum.com, you create the users shown in the following table.

Name	Account option
User1	User must change password at next logon.
User2	Store password by using reversible encryption.
User3	A smart card is required for interactive logon.

Which users must sign in from a computer joined to adatum.com?


- A. User2 only
- B. User1 and User3 only
- C. User1, User2, and User3
- D. User2 and User3 only
- E. User1 only

Answer: E

Explanation

Password writeback is a feature enabled with Azure AD Connect that allows password changes in the cloud to be written back to an existing on-premises directory in real time.

References:



<https://docs.microsoft.com/en-us/azure/active-directory/authentication/concept-sspr-writeback>

NO.206 You have an Azure Active Directory (Azure AD) tenant named contoso.onmicrosoft.com. The User administrator role is assigned to a user named Admin1. An external partner has a Microsoft account that uses the user1@outlook.com sign in. Admin1 attempts to invite the external partner to sign in to the Azure AD tenant and receives the following error message: "Unable to invite user user1@outlook.com - Generic authorization exception." You need to ensure that Admin1 can invite the external partner to sign in to the Azure AD tenant. What should you do?

- A. From the Roles and administrators blade, assign the Security administrator role to Admin1.
- B. From the Organizational relationships blade, add an identity provider.
- C. From the Custom domain names blade, add a custom domain.
- D. From the Users blade, modify the External collaboration settings.

Answer: D

Explanation

References:

<https://techcommunity.microsoft.com/t5/Azure-Active-Directory/Generic-authorization-exception-inviting-Azur>

NO.207 You have an app named App1 that runs on two Azure virtual machines named VM1 and VM2.

You plan to implement an Azure Availability Set for App1. The solution must ensure that App1 is available during planned maintenance of the hardware hosting VM1 and VM2.

What should you include in the Availability Set?

- A. one update domain
- B. two fault domains
- C. one fault domain
- D. two update domains

Answer: D

Explanation

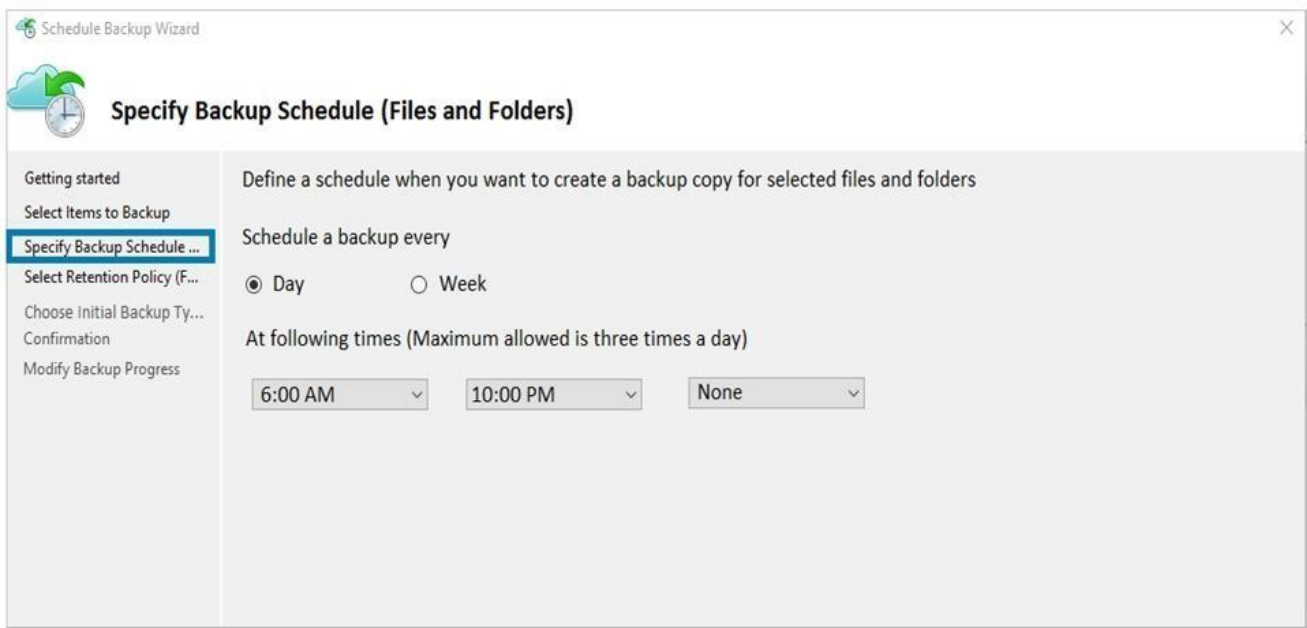
Microsoft updates, which Microsoft refers to as planned maintenance events, sometimes require that VMs be rebooted to complete the update. To reduce the impact on VMs, the Azure fabric is divided into update domains to ensure that not all VMs are rebooted at the same time.

103.NO.208 You have an Azure subscription that contains the resources shown in the following table.

Name	Type	Resource group	Location
Vault1	Recovery services vault	RG1	East US
VM1	Virtual machine	RG1	East US
VM2	Virtual machine	RG1	West US

All virtual machines run Windows Server 2016.

On VM1, you back up a folder named Folder1 as shown in the following exhibit.



You plan to restore the backup to a different virtual machine.
You need to restore the backup to VM2.
What should you do first?

- A. From VM2, install the Microsoft Azure Recovery Services Agent
- B. From VM1, install the Windows Server Backup feature
- C. From VM2, install the Windows Server Backup feature
- D. From VM1, install the Microsoft Azure Recovery Services Agent

Answer: A

Reference:

<https://docs.microsoft.com/en-us/azure/backup/backup-azure-restore-windows-server>

103.NO.209 You have an Azure subscription that contains an Azure Active Directory (Azure AD) tenant named adatum.com. The tenant contains 500 user accounts. You deploy Microsoft Office 365. You configure Office 365 to use the user accounts in adatum.com. You configure 60 users to connect to mailboxes in Microsoft Exchange Online. You need to ensure that the 60 users use Azure Multi-Factor Authentication (MFA) to connect to the Exchange Online mailboxes. The solution must only affect connections to the Exchange Online mailboxes.

What should you do?

- A. From the multi-factor authentication page, configure the Multi-Factor Auth status for each user
- B. From Azure Active Directory admin center, create a conditional access policy
- C. From the multi-factor authentication page, modify the verification options
- D. From the Azure Active Directory admin center, configure an authentication method

Answer: B



Reference:

<https://docs.microsoft.com/en-us/azure/active-directory/authentication/howto-mfa-userstates>

103.NO.210 You have a Microsoft 365 tenant and an Azure Active Directory (Azure AD) tenant named contoso.com.

You plan to grant three users named User1, User2, and User3 access to a temporary Microsoft SharePoint document library named Library1.

You need to create groups for the users. The solution must ensure that the groups are deleted automatically after 180 days.

Which two groups should you create? Each correct answer presents a complete solution.

NOTE: Each correct selection is worth one point.

- A. a Security group that uses the Assigned membership type
- B. an Office 365 group that uses the Assigned membership type
- C. an Office 365 group that uses the Dynamic User membership type
- D. a Security group that uses the Dynamic User membership type
- E. a Security group that uses the Dynamic Device membership type

Answer: B C

Explanation

You can set expiration policy only for Office 365 groups in Azure Active Directory (Azure AD).

Note: With the increase in usage of Office 365 Groups, administrators and users need a way to clean up unused groups. Expiration policies can help remove inactive groups from the system and make things cleaner.

When a group expires, all of its associated services (the mailbox, Planner, SharePoint site, etc.) are also deleted.

You can set up a rule for dynamic membership on security groups or Office 365 groups.

NO.211 You create the following resources in a subscription:

* An Azure Container Registry instance named Registry1

* An Azure Kubernetes Service (AKS) cluster named Cluster1

You create a container image named App 1 on your administrative workstation.

You need to deploy App1 to cluster 1.

What should you do first?

- A. Create a host pool on Cluster1
- B. Run the docker push command.
- C. Run the kubectl apply command.
- D. Run the az aks create command.

Answer: B

NO.212 You have an Azure subscription that contains a resource group named Test RG.

You use TestRG to validate an Azure deployment.

TestRG contains the following resources:



Name	Type	Description
VM1	Virtual Machine	VM1 is running and configured to back up to Vault1 daily.
VAULT1	Recovery Services Vault	Vault1 includes all backups of VM1.
VNET1	Virtual Network	VNET1 has a resource lock of type Delete.

You need to delete TestRG. What should you do first?

- A. Modify the backup configurations of VM1 and modify the resource lock type of VNET1.
- B. Turn off VM1 and delete all data in Vault1.
- C. Remove the resource lock from VNET1 and delete all data in Vault1.
- D. Turn off VM1 and remove the resource lock from VNET1.

Answer: D

Explanation

When you want to delete the resource, you first need to remove the lock.

References:

<https://docs.microsoft.com/sv-se/azure/azure-resource-manager/management/lock-resources>

103.NO.213 Your network contains an on-premises Active Directory forest named contoso.com that contains two domains named contoso.com and east.contoso.com.

The forest contains the users shown in the following table.

Name	Domain	Member of
User1	Contoso.com	Enterprise Admins
User2	Contoso.com	Domain Admins
User3	East.contoso.com	Domain Admins
User4	East.contoso.com	Domain Users

You plan to sync east.contoso.com to an Azure Active Directory (Azure AD) tenant by using Azure AD Connect.

You need to select an account for Azure AD Connect to use to connect to the forest.

Which account should you select?


- A. User1
- B. User2
- C. User3
- D. User4

Answer: D

Explanation

It is no longer supported to use an enterprise admin or a domain admin account as the AD DS Connector account.

Reference:



<https://docs.microsoft.com/en-us/azure/active-directory/hybrid/reference-connect-accounts-permissions>

103.NO.214 You have an Azure subscription that has a Recovery Services vault named Vault1. The subscription contains the virtual machines shown in the following table.

Name	Operating system	Auto-shutdown
VM1	Windows Server 2012 R2	Off
VM2	Windows Server 2016	19:00
VM3	Ubuntu Server 18.04 LTS	Off
VM4	Windows 10	19:00

You plan to schedule backups to occur every night at 23:00.
Which virtual machines can you back up by using Azure Backup?

- A. VM1 only
- B. VM1 and VM3 only
- C. VM1, VM2, VM3 and VM4
- D. VM1 and VM2 only

Answer: C

Explanation

Azure Backup supports backup of 64-bit Windows server operating system from Windows Server 2008.

Azure Backup supports backup of 64-bit Windows 10 operating system.

Azure Backup supports backup of 64-bit Ubuntu Server operating system from Ubuntu 12.04.

Azure Backup supports backup of VM that are shutdown or offline.

Reference:

<https://docs.microsoft.com/en-us/azure/backup/backup-support-matrix-iaas>

<https://docs.microsoft.com/en-us/azure/virtual-machines/linux/endorsed-distros>

103.NO.215 You have an Azure Active Directory (Azure AD) domain that contains 5,000 user accounts. You create a new user account named AdminUser1.
You need to assign the User administrator administrative role to AdminUser1.
What should you do from the user account properties?

- A. From the Directory role blade, modify the directory role.
- B. From the Groups blade, invite the user account to a new group.
- C. From the Licenses blade, assign a new license.

Answer: A

Explanation

Assign a role to a user

* Sign in to the Azure portal with an account that's a global admin or privileged role admin for the directory.

* Select Azure Active Directory, select Users, and then select a specific user from the list.



For the selected user, select Directory role, select Add role, and then pick the appropriate admin roles from the Directory roles list, such as Conditional access administrator.

* Press Select to save.

References:

<https://docs.microsoft.com/en-us/azure/active-directory/fundamentals/active-directory-users-assign-role-azure-po>

103.NO.216 You have an Azure subscription named Subscription1. Subscription1 contains a virtual machine named VM1.

You have a computer named Computer1 that runs Windows 10. Computer1 is connected to the Internet.

You add a network interface named VM1173 to VM1 as shown in the exhibit. (Click the Exhibit tab.)

Network Interface: interface1 Effective security rules Topology

Virtual network/subnet: VMRD-vnet/default Public IP: IP2 Private IP: 10.0.0.6

Accelerated networking: Disabled

INBOUND PORT RULES

Network security group VM1-nsg (attached to network interface: VM1173) Add inbound

Impacts 0 subnets, 2 network interfaces

PRIORITY	NAME	PORT	PROTOCOL	SOURCE	DESTINA...	ACTION
1000	default-allow-...	3389	TCP	Any	Any	Allow
65000	AllowVnetInBound	Any	Any	VirtualN...	VirtualN...	Allow
65001	AllowAzureLoadB...	Any	Any	AzureLo...	Any	Allow
65500	AllowAllInBound	Any	Any	Any	Any	Deny

OUTBOUND PORT RULES

Network security group VM1-nsg (attached to network interface: VM1173) Add outbound

Impacts 0 subnets, 2 network interfaces


PRIORITY	NAME	PORT	PROTOCOL	SOURCE	DESTINA...	ACTION
65000	AllowVnetOutBo...	Any	Any	VirtualN...	VirtualN...	Allow
65001	AllowInternetOut...	Any	Any	Any	Internet	Allow
65500	DenyAllOutBound	Any	Any	Any	Any	Deny

From Computer1, you attempt to connect to VM1 by using Remote Desktop, but the connection fails.

You need to establish a Remote Desktop connection to VM1.

What should you do first?

- A. Change the priority of the RDP rule.
- B. Delete the DenyAllInBound rule.
- C. Start VM1.
- D. Attach a network interface.



Answer: C

Explanation

Note: Rules are processed in priority order, with lower numbers processed before higher numbers, because lower numbers have higher priority. Once traffic matches a rule, processing stops. As a result, any rules that exist with lower priorities (higher numbers) that have the same attributes as rules with higher priorities are not processed.

References: <https://docs.microsoft.com/en-us/azure/virtual-network/security-overview>

103.NO.217 Note: This question is part of a series of questions that present the same scenario. Each question in the series contains a unique solution that might meet the stated goals. Some question sets might have more than one correct solution, while others might not have a correct solution.

After you answer a question in this section, you will NOT be able to return to it. As a result, these questions will not appear in the review screen.

You have an Azure virtual machine named VM1 that runs Windows Server 2016.

You need to create an alert in Azure when more than two error events are logged to the System log on VM1 within an hour.

Solution: You create an Azure Log Analytics workspace and configure the data settings. You install the Microsoft Monitoring Agent on VM1. You create an alert in Azure Monitor and specify the Log Analytics workspace as the source.

Does this meet the goal?

A. Yes

B. No

Answer: A

Explanation

Alerts in Azure Monitor can identify important information in your Log Analytics repository. They are created by alert rules that automatically run log searches at regular intervals, and if results of the log search match particular criteria, then an alert record is created, and it can be configured to perform an automated response.

The Log Analytics agent collects monitoring data from the guest operating system and workloads of virtual machines in Azure, other cloud providers, and on-premises. It collects data into a Log Analytics workspace.


References:

<https://docs.microsoft.com/en-us/azure/azure-monitor/learn/tutorial-response>

<https://docs.microsoft.com/en-us/azure/azure-monitor/platform/agents-overview>

NO.218 You have an Azure subscription that contains the resources shown in the following table.

Name	Type	Region
RG1	Resource group	West US
RG2	Resource group	East Asia
storage1	Storage account	West US
storage2	Storage account	East Asia
VM1	Virtual machine	West US
VNET1	Virtual network	West US
VNET2	Virtual network	East Asia



VM1 connects to VNET1.

You need to connect VM1 to VNET2.

Solution: You delete VM1. You recreate VM1, and then you create a new network interface for VM1 and connect it to VNET2.

Does this meet the goal?

- A. Yes
- B. No

Answer: B

3 QUESTIONS of this yes-no sequence is in 103

NO.219 You have an on-premises server that contains a folder named D:\Folder1.

You need to copy the contents of D:\Folder1 to the public container in an Azure Storage account named "contosodata".

Which command should you run?

- A. `https://contosodata.blob.core.windows.net/public`
- B. `azcopy sync D:\folder1 https://contosodata.blob.core.windows.net/public --snapshot`
- C. `azcopy copy D:\folder1 https://contosodata.blob.core.windows.net/public --recursive`
- D. `az storage blob copy start-batch D:\Folder1 https://contosodata.blob.core.windows.net/public`

Answer: C

Explanation

The `azcopy copy` command copies a directory (and all of the files in that directory) to a blob container. The result is a directory in the container by the same name.

Reference:

<https://docs.microsoft.com/en-us/azure/storage/common/storage-use-azcopy-blobs>


<https://docs.microsoft.com/en-us/azure/storage/common/storage-ref-azcopy-copy>

NO.220 You have an Azure subscription that contains a user account named User1.

You need to ensure that User1 can assign a policy to the tenant root management group.

What should you do?

- A. Create a new management group and delegate User1 as the owner of the new management group.
- B. Assign the Owner role for the Azure subscription to User1, and then instruct User1 to configure access management for Azure resources.
- C. Assign the Owner role for the Azure subscription to User1, and then modify the default conditional access policies.
- D. Assign the Global administrator role to User1, and then instruct User1 to configure access management for Azure resources.



Answer: B

103.NO.221 You have an on-premises network that you plan to connect to Azure by using a site-to-site VPN.

In Azure, you have an Azure virtual network named VNet1 that uses an address space of 10.0.0.0/16. VNet1 contains a subnet named Subnet1 that uses an address space of 10.0.0.0/24.


You need to create a site-to-site VPN to Azure.

Which four actions should you perform in sequence? To answer, move the appropriate actions from the list of actions to the answer area and arrange them in the correct order.

NOTE: More than one order of answer choices is correct. You will receive credit for any of the correct orders you select.

Actions	Answer Area
Create an Azure Content Delivery Network (CDN) profile.	
Create a VPN connection.	
Create a custom DNS server.	
Create a local gateway.	
Create a VPN gateway.	
Create a gateway subnet.	

Answer:



Actions

- Create an Azure Content Delivery Network (CDN) profile.
- Create a VPN connection.
- Create a custom DNS server.
- Create a local gateway.
- Create a VPN gateway.
- Create a gateway subnet.

Answer Area

- Create a gateway subnet.
- Create a VPN gateway.
- Create a local gateway.
- Create a VPN connection.

Explanation

Note: More than one order of answer choices is correct.

Creating a local gateway (a logical object that represents the on-premise router) can be done at step 1, step 2 or step 3. The other three steps must be done in order: create gateway subnet then create VPN gateway then create the VPN connection. The VPN connection is a connection between the VPN gateway and the Local gateway.

103.NO.222 You have an Azure Active Directory (Azure AD) tenant.

You need to create a conditional access policy that requires all users to use multi-factor authentication when they access the Azure portal.

Which three settings should you configure? To answer, select the appropriate settings in the answer area.

Name

Policy1

Assignments

- Users and groups
0 users and groups selected
- Cloud apps
0 cloud apps selected
- Conditions
0 conditions selected



Access controls

Grant
0 controls selected

Session
0 controls selected

Enables policy

On Off

Answer:

* Name


Policy1

Assignments

Users and groups
0 users and groups selected

Cloud apps
0 cloud apps selected

Conditions
0 conditions selected



Access controls

Grant

0 controls selected

Session

0 controls selected

Enables policy

On Off

Explanation:

Box 1: Assignments, Users and Groups

When you configure the sign-in risk policy, you need to set:

The users and groups the policy applies to: Select Individuals and Groups

Users

IncludeExclude

Select the users this policy will apply to

All users

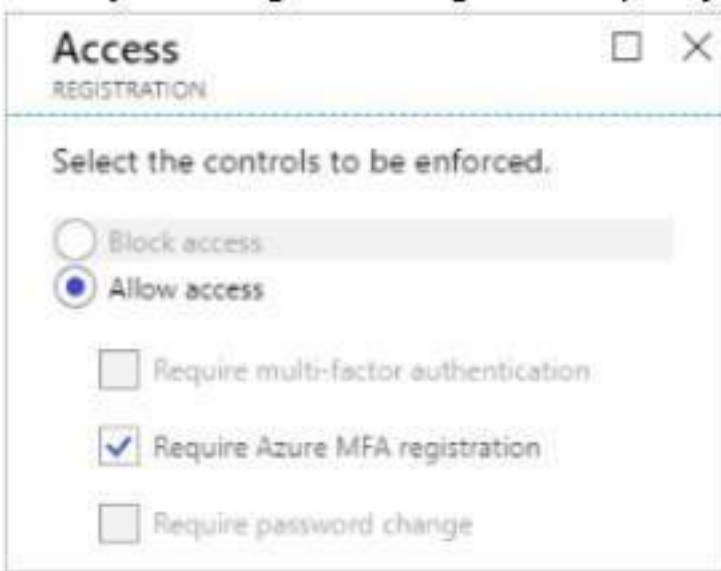
Select individuals and groups

Select users >

Alain Charon...

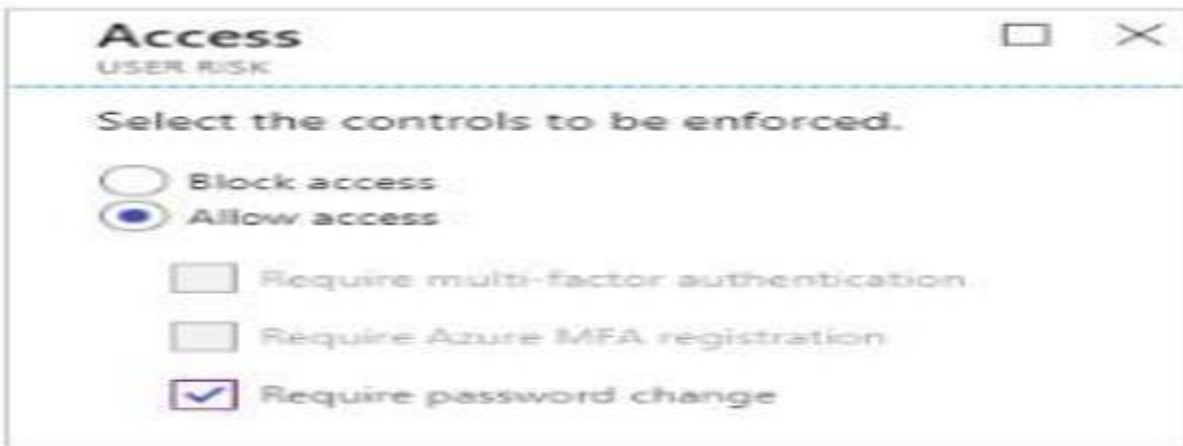
Box 2:

When you configure the sign-in risk policy, you need to set the type of access you want to be enforced.



t:

The type of access you want to be enforced when your sign-in risk level has been met:



References:

<https://docs.microsoft.com/en-us/azure/active-directory/identity-protection/howto-user-risk-policy>

103.NO.223 You have an Azure subscription named Subscription1 that contains the following resource group:

- * Name: RG1
- * Region: West US
- * Tag: "tag1": "value1"

You assign an Azure policy named Policy1 to Subscription1 by using the following configurations:

- * Exclusions: None
- * Policy definition: Append tag and its default value



Assignment name: Policy1

- * Parameters:
- Tag name: Tag2
- Tag value: Value2

After Policy1 is assigned, you create a storage account that has the following configurations:

- * Name: storage1
- * Location: West US
- * Resource group: RG1
- * Tags: "tag3": "value3"

You need to identify which tags are assigned to each resource.

What should you identify? To answer, select the appropriate options in the answer area.

NOTE: Each correct selection is worth one point.

Answer area:

Tags assigned to RG1:

<input type="checkbox"/>	"tag1": "value1" only
<input type="checkbox"/>	"tag2": "value2" only
<input type="checkbox"/>	"tag1": "value1" and "tag2": "value2"

Tags assigned to storage1:

<input type="checkbox"/>	"tag3": "value3" only
<input type="checkbox"/>	"tag1": "value1" and "tag3": "value3"
<input type="checkbox"/>	"tag2": "value2" and "tag3": "value3"
<input type="checkbox"/>	"tag1": "value1", "tag2": "value2", and "tag3": "value3"

Answer:

Tags assigned to RG1:

<input checked="" type="checkbox"/>	"tag1": "value1" only
<input type="checkbox"/>	"tag2": "value2" only
<input type="checkbox"/>	"tag1": "value1" and "tag2": "value2"

Tags assigned to storage1:

<input type="checkbox"/>	"tag3": "value3" only
<input type="checkbox"/>	"tag1": "value1" and "tag3": "value3"
<input checked="" type="checkbox"/>	"tag2": "value2" and "tag3": "value3"
<input type="checkbox"/>	"tag1": "value1", "tag2": "value2", and "tag3": "value3"


Box 1: "tag1": "value1" only

Box 2: "tag2": "value2" and "tag3": "value3"

Tags applied to the resource group are not inherited by the resources in that resource group.

References:

<https://docs.microsoft.com/en-us/azure/azure-resource-manager/resource-group-using-tags>



NO. 224

You have an Azure subscription that contains the resources shown in the following table.

Name	Type
Cluster1	Azure Kubernetes Service (AKS)
Registry1	Azure Container Registry
Application1	Container image

You need to deploy Application1 to Cluster1.

Which command should you run?

- A. `docker build`
- B. `kubectl apply`
- C. `az acr build`
- D. `az aks create`

Answer: C

NO.225 You have an Azure Storage account named storage1.

You have an Azure App Service app named app1 and an app named App2 that runs in an Azure container instance. Each app uses a managed identity.

You need to ensure that App1 and App2 can read blobs from storage1 for the next 30 days.

What should you configure in storage1 for each app? To answer, select the appropriate options in the answer area.

Answer Area


App1:

Access keys Advanced security Access control (IAM) Shared access signatures (SAS)
--

App2:

Access keys Advanced security Access control (IAM) Shared access signatures (SAS)
--

Answer:



App1:

Access keys
Advanced security
Access control (IAM)
Shared access signatures (SAS)

App2:

Access keys
Advanced security
Access control (IAM)
Shared access signatures (SAS)

NO.226 Note: This question is part of a series of questions that present the same scenario. Each question in the series contains a unique solution that might meet the stated goals. Some question sets might have more than one correct solution, while others might not have a correct solution.

After you answer a question in this section, you will NOT be able to return to it. As a result, these questions will not appear in the review screen.

You need to ensure that an Azure Active Directory (Azure AD) user named Admin1 is assigned the required role to enable Traffic Analytics for an Azure subscription.

Solution: You assign the Traffic Manager Contributor role at the subscription level to Admin1.

- A. Yes
- B. No

Answer: A

NO.227 You have an Azure subscription named Subscription1 that contains the quotas shown in the following table.

Quota	Location	Usage
Standard BS Family vCPUs	West US	0 of 20
Standard D Family vCPUs	West US	0 of 20
Total Regional vCPUs	West US	0 of 20

You deploy virtual machine to Subscription1 as shown in the following table.

Name	Size	vCPUs	Location	Status
VM1	Standard_B2ms	2	West US	Running
VM20	Standard_B16ms	16	West US	Stopped (Deallocated)


You plan to deploy the virtual machines shown in the following table.

Name	Size	vCPUs
VM3	Standard_B2ms	1
VM4	Standard_D4s_v3	4
VM5	Standard_B16ms	16

For each of the following statements, select Yes if the statement is true. Otherwise, select No.

NOTE: Each correct selection is worth one point.

Hot Area:



Answer Area

Statements	Yes	No
You can deploy VM3 to West US.	<input type="radio"/>	<input type="radio"/>
You can deploy VM4 to West US.	<input type="radio"/>	<input type="radio"/>
You can deploy VM5 to West US.	<input type="radio"/>	<input type="radio"/>

Correct Answer:

Answer Area

Statements	Yes	No
You can deploy VM3 to West US.	<input checked="" type="radio"/>	<input type="radio"/>
You can deploy VM4 to West US.	<input type="radio"/>	<input checked="" type="radio"/>
You can deploy VM5 to West US.	<input type="radio"/>	<input checked="" type="radio"/>

Explanation/Reference:

Explanation:

The total regional vCPUs is 20 so that means a maximum total of 20 vCPUs across all the different VM sizes. The deallocated VM with 16 vCPUs counts towards the total. VM20 and VM1 are using 18 of the maximum 20 vCPUs leaving only two vCPUs available.

Reference:

<https://docs.microsoft.com/en-us/azure/virtual-machines/windows/quotas>

NO.228 You need to deploy an Azure virtual machine scale set that contains five instances as quickly as possible.

What should you do?

- A. Deploy five virtual machines. Modify the Availability Zones settings for each virtual machine.
- B. Deploy five virtual machines. Modify the Size setting for each virtual machine.
- C. Deploy one virtual machine scale set that is set to VM (virtual machines) orchestration mode.
- D. Deploy one virtual machine scale set that is set to ScaleSetVM orchestration mode.

Answer: D

Explanation:

<https://docs.microsoft.com/en-us/azure/virtual-machine-scale-sets/orchestration-modes>

103.NO.229 You have an Azure subscription named Subscription1 that contains two Azure virtual networks named VNet1 and VNet2. VNet1 contains a VPN gateway named VPNGW1 that uses static routing. There is a site-to-site VPN connection between your on-premises network and VNet1.



On a computer named Client1 that runs Windows 10, you configure a point-to-site VPN connection to VNet1. You configure virtual network peering between VNet1 and VNet2. You verify that you can connect to VNet2 from the on-premises network. Client1 is unable to connect to VNet2. You need to ensure that you can connect Client1 to VNet2. What should you do?

- A. Download and re-install the VPN client configuration package on Client1.
- B. Select Allow gateway transit on VNet1.
- C. Select Allow gateway transit on VNet2.
- D. Enable BGP on VPNGW1

Answer: A

Explanation

Reference:

<https://docs.microsoft.com/en-us/azure/vpn-gateway/vpn-gateway-about-point-to-site-routing>

103.NO.230 You have an Azure subscription that contains the resources in the following table.

Name	Type	Azure region	Resource group
VNet1	Virtual network	West US	RG2
VNet2	Virtual network	West US	RG1
VNet3	Virtual network	East US	RG1
NSG1	Network security group (NSG)	East US	RG2

To which subnets can you apply NSG1?

- A. the subnets on VNet1 only
- B. the subnets on VNet2 and VNet3 only
- C. the subnets on VNet2 only
- D. the subnets on VNet3 only
- E. the subnets on VNet1, VNet2, and VNet3

Answer: D

Explanation:

All Azure resources are created in an Azure region and subscription. A resource can only be created in a virtual network that exists in the same region and subscription as the resource.

Reference: <https://docs.microsoft.com/en-us/azure/virtual-network/virtual-network-vnet-plan-design-arm>

NO.231 You have an Azure subscription that contains a resource group named RG26.

RG26 is set to the West Europe location and is used to create temporary resources for a project. RG26 contains the resources shown in the following table.

Name	Type	Location
VM1	Virtual machine	North Europe
RGV1	Recovery Services vault	North Europe
SQLD01	Azure SQL database	North Europe
AZSQL01	Azure SQL database server	North Europe
sa001	Storage account	West Europe

SQLDB01 is backed up to RGV1.



When the project is complete, you attempt to delete RG26 from the Azure portal. The deletion fails. You need to delete RG26. What should you do first?

- A. Delete VM1
- B. Stop VM1
- C. Stop the backup of SQLDB01
- D. Delete sa001

Answer: C

103.NO.232 You have an Azure subscription named Subscription1 that contains a virtual network named VNet1. VNet1 is in a resource group named RG1.

Subscription1 has a user named User1. User1 has the following roles:

- Reader
- Security Admin
- Security Reader

You need to ensure that User1 can assign the Reader role for VNet1 to other users. What should you do?

- A. Remove User 1 from the Security Reader role for Subscription1. Assign User1 the Contributor role for RG1.
- B. Assign User1 the Owner role for VNet1.
- C. Remove User1 from the Security Reader and Reader roles for Subscription1.
- D. Assign User1 the Network Contributor role for RG1.

Answer: B

103.NO.233 Note: This question is part of a series of questions that present the same scenario. Each question in the series contains a unique solution that might meet the stated goals. Some question sets might have more than one correct solution, while others might not have a correct solution. After you answer a question in this section, you will NOT be able to return to it. As a result, these questions will not appear in the review screen.

You have an Azure virtual machine named VM1 that runs Windows Server 2016.

You need to create an alert in Azure when more than two error events are logged to the System event log on VM1 within an hour.

Solution: You create an Azure storage account and configure shared access signatures (SASs). You install the Microsoft Monitoring Agent on VM1. You create an alert in Azure Monitor and specify the storage account as the source.

Does this meet the goal?


- A. Yes
- B. No

Answer: B

Explanation:

Instead: You create an Azure Log Analytics workspace and configure the data settings. You install the Microsoft Monitoring Agent on VM1. You create an alert in Azure Monitor and specify the Log Analytics workspace as the source.

Reference: <https://docs.microsoft.com/en-us/azure/azure-monitor/platform/agents-overview>



NO.234 You have an Azure subscription that contains the resources shown in the following table.

Name	Type	Region
RG1	Resource group	West US
RG2	Resource group	East Asia
storage1	Storage account	West US
storage2	Storage account	East Asia
VM1	Virtual machine	West US
VNET1	Virtual network	West US
VNET2	Virtual network	East Asia

VM1 connects to VNET1.

You need to connect VM1 to VNET2.

Solution: You move VM1 to RG2, and then you add a new network interface to VM1.

Does this meet the goal?

- A. Yes
- B. No

Answer: B

NO.235 You deploy an Azure Kubernetes Service (AKS) cluster named Cluster1 that uses the IP addresses shown in the following table.

IP address	Assigned to
131.107.2.1	Load balancer front end
192.168.10.2	Kubernetes DNS service
172.17.7.1	Docket bridge address
10.0.10.11	Kubernetes cluster node


You need to provide internet users with access to the applications that run in Cluster1.

Which IP address should you include in the DNS record for Cluster1?

- A. 131.107.2.1
- B. 10.0.10.11
- C. 172.17.7.1
- D. 192.168.10.2

Answer: A

103.NO.236 You have an Azure subscription named Subscription1. Subscription1 contains the virtual networks in the following table.



Name	Address space	Subnet name	Subnet address range
VNet1	10.1.0.0/16	Subnet1	10.1.1.0/24
VNet2	10.10.0.0/16	Subnet2	10.10.1.0/24
VNet3	172.16.0.0/16	Subnet3	172.16.1.0/24

Subscription1 contains the virtual machines in the following table:

Name	Network	Subnet	IP address
VM1	VNet1	Subnet1	10.1.1.4
VM2	VNet2	Subnet2	10.10.1.4
VM3	VNet3	Subnet3	172.16.1.4

The firewalls on all the virtual machines are configured to allow all ICMP traffic.

You add the peering in the following table.

Virtual network	Peering network
VNet1	VNet3
VNet2	VNet3
VNet3	VNet1

For each of the following statements, select Yes if the statement is true. Otherwise, select No.


NOTE: Each correct selection is worth one point.

Answer Area

Statements	Yes	No
VM1 can ping VM3.	<input type="radio"/>	<input type="radio"/>
VM2 can ping VM3.	<input type="radio"/>	<input type="radio"/>
VM2 can ping VM1.	<input type="radio"/>	<input type="radio"/>

Answer:

Statements	Yes	No
VM1 can ping VM3.	<input checked="" type="radio"/>	<input type="radio"/>
VM2 can ping VM3.	<input type="radio"/>	<input checked="" type="radio"/>
VM2 can ping VM1.	<input type="radio"/>	<input checked="" type="radio"/>



103.NO.237 Drag and Drop Question

You have an Azure Active Directory (Azure AD) tenant that has the initial domain name. You have a domain name of contoso.com registered at a third-party registrar. You need to ensure that you can create Azure AD users that have names containing a suffix of @contoso.com. Which three actions should you perform in sequence? To answer, move the appropriate cmdlets from the list of cmdlets to the answer area and arrange them in the correct order.

Actions

- Configure company branding.
- Add an Azure AD tenant.
- Verify the domain.
- Create an Azure DNS zone.
- Add a custom domain name.
- Add a record to the public contoso.com DNS zone.



Answer Area



Answer:

Actions

- Configure company branding.
- Add an Azure AD tenant.
- Create an Azure DNS zone.



Answer Area

- Add a custom domain name.
- Add a record to the public contoso.com DNS zone.
- Verify the domain.




Explanation:

The process is simple:
Add the custom domain name to your directory
Add a DNS entry for the domain name at the domain name registrar
Verify the custom domain name in Azure AD
References: <https://docs.microsoft.com/en-us/azure/dns/dns-web-sites-custom-domain>

103.NO.238 Hotspot Question

You have an Azure subscription named Subscription1. Subscription1 contains the resources in the following table.



Name	Type
RG1	Resource group
RG2	Resource group
VNet1	Virtual network
VNet2	Virtual network

VNet1 is in RG1. VNet2 is in RG2. There is no connectivity between VNet1 and Vnet2. An administrator named Admin1 creates an Azure virtual machine named VM1 in RG1. VM1 uses a disk named Disk1 and connects to VNet1. Admin1 then installs a custom application in VM1. You need to move the custom application to Vnet2. The solution must minimize administrative effort. Which two actions should you perform? To answer, select the appropriate options in the answer area. NOTE: Each correct selection is worth one point.

Answer Area


First action:

	▼
Create a network interface in RG2.	
Detach a network interface.	
Delete VM1.	
Move a network interface to RG2.	

Second action:

	▼
Attach a network interface.	
Create a network interface in RG2.	
Create a new virtual machine.	
Move VM1 to RG2.	

Answer:



First action:

- Create a network interface in RG2.
- Detach a network interface.
- Delete VM1.**
- Move a network interface to RG2.

Second action:

- Attach a network interface.
- Create a network interface in RG2.
- Create a new virtual machine.**
- Move VM1 to RG2.

Explanation:

We cannot just move a virtual machine between networks. What we need to do is identify the disk used by the VM, delete the VM itself while retaining the disk, and recreate the VM in the target virtual network and then attach the original disk to it.

<https://blogs.technet.microsoft.com/canitpro/2014/06/16/step-by-step-move-a-vm-to-a-different-vnet-on-azure/>

<https://4sysops.com/archives/move-an-azure-vm-to-another-virtual-network-vnet/#migrate-an-azure-vm-between-vnets>


103.NO.239 Hotspot Question

You have an Azure Storage accounts as shown in the following exhibit.

NAME	TYPE	KIND	RESOURCE	LOCATION	SUBSCRIPTION	ACCESS T...	REPLICAT...
storageaccount1	Storage account	Storage	ContosoRG1	EastUS	Subscription 1	-	Read-access ge...
storageaccount2	Storage account	StorageV2	ContosoRG1	CentralUS	Subscription 1	Host	Geo-redundant...
storageaccount3	Storage account	BlobStorage	ContosoRG1	EastUS	Subscription 1	Host	Locally-redund...

Use the drop-down menus to select the answer choice that completes each statement based on the information presented in the graphic.

NOTE: Each correct selection is worth one point.



Answer Area

You can use [answer choice] for Azure Table Storage.

storageaccount1 only
storageaccount2 only
storageaccount3 only
storageaccount1 and storageaccount2 only
storageaccount2 and storageaccount3 only

You can use [answer choice] for Azure Blob storage.

storageaccount3 only
storageaccount2 and storageaccount3 only
storageaccount1 and storageaccount3 only
all the storage accounts

Answer:

You can use [answer choice] for Azure Table Storage.

storageaccount1 only
storageaccount2 only
storageaccount3 only
storageaccount1 and storageaccount2 only
storageaccount2 and storageaccount3 only

You can use [answer choice] for Azure Blob storage.

storageaccount3 only
storageaccount2 and storageaccount3 only
storageaccount1 and storageaccount3 only
all the storage accounts

103.NO.240 Drag and Drop Question

You have an Azure subscription that contains an Azure virtual machine named VM1. VM1 runs Windows Server 2016 and is part of an availability set. VM1 has virtual machine-level backup enabled. VM1 is deleted.

You need to restore VM1 from the backup. VM1 must be part of the availability set.

Which three actions should you perform in sequence? To answer, move the appropriate actions from the list of actions to the answer area and arrange them in the correct order.


Actions

- From the Restore configuration blade, set Restore Type to **Create virtual machine**.
- From the VM1 blade, edit the disk settings of the OS disk.
- From the Restore configuration blade, set Restore Type to **Restore disks**.
- From the Recovery Services vault, deploy a template.
- From the VM1 blade, add a disk.
- From the Recovery Services vault, select a restore point for VM1.



Answer Area





Answer:

Actions

From the Restore configuration blade, set Restore Type to **Create virtual machine**.

From the VM1 blade, edit the disk settings of the OS disk.

From the VM1 blade, add a disk.

Answer Area

From the Recovery Services vault, select a restore point for VM1.

From the Restore configuration blade, set Restore Type to **Restore disks**.

From the Recovery Services vault, deploy a template.



103.NO.241 Hotspot Question

You have an Azure subscription named Subscription1.

You plan to deploy an Ubuntu Server virtual machine named VM1 to Subscription1.

You need to perform a custom deployment of the virtual machine.

A specific trusted root certification authority (CA) must be added during the deployment.

What should you do? To answer, select the appropriate options in the answer area.

NOTE: Each correct selection is worth one point.

Answer Area


File to create:

	▼
Answer.ini	
Autounattend.conf	
Cloud-init.txt	
Unattend.xml	

Tool to use to deploy the virtual machine:

	▼
The az vm create command	
The Azure portal	
The New-AzureRmVM cmdlet	

Answer:



File to create:

- Answer.ini
- Autounattend.conf
- Cloud-init.txt
- Unattend.xml

Tool to use to deploy the virtual machine:

- The az vm create command
- The Azure portal
- The New-AzureRmVM cmdlet

Explanation:

Box 1: Cloud-init.txt

Cloud-init.txt is used to customize a Linux VM on first boot up. It can be used to install packages and write files, or to configure users and security. No additional steps or agents are required to apply your configuration.

Box 2: The az vm create command

Once Cloud-init.txt has been created, you can deploy the VM with az vm create cmdlet, sing the --custom-data parameter to provide the full path to the cloud-init.txt file.

References:

<https://docs.microsoft.com/en-us/azure/virtual-machines/linux/tutorial-automate-vm-deployment>

103.NO.242 Drag and Drop Question

You have an availability set named AS1 that contains three virtual machines named VM1, VM2, and VM3. You attempt to reconfigure VM1 to use a larger size. The operation fails and you receive an allocation failure message.

You need to ensure that the resize operation succeeds.

Which three actions should you perform in sequence? To answer, move the appropriate actions from the list of actions to the answer area and arrange them in the correct order.

Actions

- Start VM1, VM2, and VM3.
- Stop VM1, VM2, and VM3.
- Start VM2 and VM3.
- Resize VM1.
- Stop VM2 and VM3.
- Strat VM1.



Answer Area



Answer:



Answer Area

Start VM2 and VM3.

Stop VM2 and VM3.

Start VM1.

Stop VM1, VM2, and VM3.

Resize VM1.

Start VM1, VM2, and VM3.



103.NO.243 You have an Azure subscription. The subscription includes a virtual network named VNet1.

Currently, VNet1 does not contain any subnets.

You plan to create subnets on VNet1 and to use application security groups to restrict the traffic between the subnets. You need to create the application security groups and to assign them to the subnets.

Which four cmdlets should you run in sequence? To answer, move the appropriate cmdlets from the list of cmdlets to the answer area and arrange them in the correct order.

Cmdlets

New-AzureRmVirtualNetwork

New-AzureRmNetworkSecurityGroup

New-AzureRmApplicationSecurityGroup

New-AzureRmNetworkSecurityRuleConfig

Add-AzureRmVirtualNetworkSubnetConfig

Answer Area



Answer:

Cmdlets

New-AzureRmVirtualNetwork

New-AzureRmNetworkSecurityGroup

New-AzureRmApplicationSecurityGroup

New-AzureRmNetworkSecurityRuleConfig

Add-AzureRmVirtualNetworkSubnetConfig

Answer Area

New-AzureRmNetworkSecurityRuleConfig

New-AzureRmNetworkSecurityGroup

Add-AzureRmVirtualNetworkSubnetConfig

New-AzureRmVirtualNetwork



Explanation:

Step 1: New-AzureRmNetworkSecurityRuleConfig

Step 2: New-AzureRmNetworkSecurityGroup



Step 3: New-AzureRmVirtualNetworkSubnetConfig

Step 4: New-AzureRmVirtualNetwork

Example: Create a virtual network with a subnet referencing a network security group New-AzureRmResourceGroup -Name TestResourceGroup -Location centralus
\$rdpRule = New-AzureRmNetworkSecurityRuleConfig -Name rdp-rule -Description "Allow RDP" -Access Allow -Protocol Tcp -Direction Inbound -Priority 100 -SourceAddressPrefix Internet -SourcePortRange * -DestinationAddressPrefix * -DestinationPortRange 3389
\$networkSecurityGroup = New-AzureRmNetworkSecurityGroup -ResourceGroupName TestResourceGroup -Location centralus -Name "NSG-FrontEnd" -SecurityRules \$rdpRule
\$frontendSubnet = New-AzureRmVirtualNetworkSubnetConfig -Name frontendSubnet -AddressPrefix "10.0.1.0/24" -NetworkSecurityGroup \$networkSecurityGroup
\$backendSubnet = New-AzureRmVirtualNetworkSubnetConfig -Name backendSubnet -AddressPrefix "10.0.2.0/24" -NetworkSecurityGroup \$networkSecurityGroup
New-AzureRmVirtualNetwork -Name MyVirtualNetwork -ResourceGroupName TestResourceGroup -Location centralus -AddressPrefix "10.0.0.0/16" -Subnet \$frontendSubnet,\$backendSubnet
References: <https://docs.microsoft.com/enus/powershell/module/azurerm.network/new-azurermvirtualnetwork?view=azuremps-6.7.0>

103.NO.244 You have an Azure DNS zone named adatum.com. You need to delegate a subdomain named research.adatum.com to a different DNS server in Azure. What should you do?

- A. Create an PTR record named research in the adatum.com zone.
- B. Create an NS record named research in the adatum.com zone.
- C. Modify the SOA record of adatum.com.
- D. Create an A record named ".research in the adatum.com zone.

Answer: B

Explanation:


You need to create a name server (NS) record for the zone.

References:

<https://docs.microsoft.com/en-us/azure/dns/delegate-subdomain>

103.NO.245 You have an Azure subscription that contains three virtual networks named VNet1, VNet2, VNet3. VNet2 contains a virtual appliance named VM2 that operates as a router. You are configuring the virtual networks in a hub and spoke topology that uses VNet2 as the hub network. You plan to configure peering between VNet1 and VNet2 and between VNet2 and VNet3. You need to provide connectivity between VNet1 and VNet3 through VNet2. Which two configurations should you perform? Each correct answer presents part of the solution. NOTE: Each correct selection is worth one point.

- A. On the peering connections, allow forwarded traffic.
- B. On the peering connections, allow gateway transit.
- C. Create route tables and assign the table to subnets.
- D. Create a route filter.
- E. On the peering connections, use remote gateways.



Answer: B E

Explanation:

Allow gateway transit: Check this box if you have a virtual network gateway attached to this virtual network and want to allow traffic from the peered virtual network to flow through the gateway. The peered virtual network must have the Use remote gateways checkbox checked when setting up the peering from the other virtual network to this virtual network.

References:

<https://docs.microsoft.com/en-us/azure/virtual-network/virtual-network-managepeering#requirements-and-constraints>

103.NO.246 You have an Azure Logic App named App1. App1 provides a response when an HTTP POST request or an HTTP GET request is received.

During peak periods, App1 is expected to receive up to 200,000 requests in a five-minute period.

You need to ensure that App1 can handle the expected load.

What should you configure?

- A. Access control (IAM)
- B. API connections
- C. Workflow settings
- D. Access keys

Answer: C

Explanation:

References:

<https://docs.microsoft.com/en-us/azure/logic-apps/logic-apps-limits-and-config#throughput-limits>

103.NO.247 You have a Basic App Service plan named ASP1 that hosts an Azure App Service named App1.

You need to configure a custom domain and enable backups for App1. What should you do first?

- A. Configure a WebJob for App1.
- B. Scale up ASP1.
- C. Scale out ASP1.
- D. Configure the application settings for App1.

Answer: D


103.NO.248 You have an Azure App Service plan named AdatumASP1 that hosts several Azure web apps.

You discover that the web apps respond slowly.

You need to provide additional memory and CPU resources to each instance of the web app.

What should you do?

- A. Scale out AdatumASP1.
- B. Add continuous WebJobs that use the multi-instance scale.
- C. Scale up AdatumASP1.
- D. Add a virtual machine scale set.



Answer: C

Explanation:

References:

<https://github.com/MicrosoftDocs/azure-docs/blob/master/articles/app-service/web-sites-scale.md>

103.NO.249 You are troubleshooting a performance issue for an Azure Application Gateway. You need to compare the total requests to the failed requests during the past six hours. What should you use?

- A. Connection monitor in Azure Network Watcher.
- B. Metrics in Application Gateway.
- C. Diagnostics logs in Application Gateway.
- D. NSG flow logs in Azure Network Watcher.

Answer: B

Explanation:

<https://docs.microsoft.com/en-us/azure/application-gateway/application-gateway-diagnostics#metrics>

NO.250 A company has the following virtual networks defined in Azure:

.....

The following virtual machines have been defined as well:

.....

Which of the following can be used by the security department to check for any network intrusions?

- A. IP Flow Verify
- B. Variable Packet Capture
- C. Azure Connection Monitor
- D. Application Insights

Answer: B

Explanation:

<https://docs.microsoft.com/en-us/azure/network-watcher/network-watcher-packet-capture-overview>

NO.251 Your company wants to deploy a blogging solution on Azure. Below are the key deployment requirements:

- Ability to connect to Azure BLOB storage as the origin.
 - Ensure that users across the world get the same performance when they access the blogging site.
- You provide a solution of using the cloud tiering service. Does this solution meet the requirement?

- A. Yes
- B. No

Answer: B

Explanation:

The cloud tiering feature is used to ensure volumes have a percentage of free space when you use _____



Azure File Sync service. The ideal solution to use here is the Content Delivery service.
<https://docs.microsoft.com/en-us/azure/storage/files/storage-sync-cloud-tiering>

NO.252 A company has just setup an Azure account and subscription. The Senior management want to keep a control on costs during the initial deployment of resources. Which of the following can be used to keep a tabs on overall costs incurred for hosting resources in Azure?

- A. Use the pricing calculator to calculate the costs beforehand.
- B. Create a budget and then an action group to notify when thresholds are breached.
- C. Use the Azure Advisor to notify when costs are being breached.
- D. Use resource tags for all resources.

Answer: B

Explanation:

You can create a budget in Azure cost management and also create an action group to notify when costs are being breached.

Option A is partially correct but is only viable before creating resources in Azure.

Option C is incorrect since this is ideal when you want to have recommendations in place in Azure.

Option D is incorrect since this is ideal from a billing perspective and segregation on costs.

<https://docs.microsoft.com/en-us/azure/cost-management/tutorial-acm-create-budgets>

NO.253 A company is planning on using Azure Site recovery for migrating a set of On-premise servers onto Azure. As an IT Administrator you are going to setup Azure and the configuration/process servers in your on-premise environment.

Which of the following needs to be configured to ensure that the replication can be carried out?
(Choose two.)

- A. Ensure that the machines that need to be replicated can communicate with Azure on port 443.
- B. Ensure that the machines that need to be replicated can communicate with the process server on port 443.
- C. Ensure that the process server can communicate with Azure on port 443.
- D. Ensure that the process server can communicate with Azure on port 359.

Answer: BC

Explanation:

Option A is incorrect since it is the process server that sends the replication data.

Option D is incorrect since the process server needs to communicate over port 359.

<https://docs.microsoft.com/en-us/azure/site-recovery/physical-azure-architecture>

NO.254 Your company is planning on migrating their on-premise VMWare Virtual Machines to Azure. For this purpose, they are planning on using the Azure Migrate tool. You first need to discover which of the on-premise machines need to be assessed for the migration.

Which of the below mentioned steps need to be followed for this requirement? (Choose three.)

- A. Create a collector virtual machine.
- B. Download the OVA file for the collector appliance.
- C. Create a migration group in the project.
- D. Configure the collector and start discovery.
- E. Create an assessment in the project.



Answer: ABD

Explanation:

<https://docs.microsoft.com/en-us/azure/migrate/tutorial-assessment-vmware>

Scenario based questions

=====

Topic 1 Litware Ltd

=====

Litware, Ltd. is a consulting company that has a main office in Montreal and two branch offices in Seattle and New York.

The Montreal office has 2,000 employees. The Seattle office has 1,000 employees. The New York office has 200 employees.

All the resources used by Litware are hosted on-premises.

Litware creates a new Azure subscription. The Azure Active Directory (Azure AD) tenant uses a domain named Litware.onmicrosoft.com. The tenant uses the P1 pricing tier.

Existing Environment

The network contains an Active Directory forest named Litware.com. All domain controllers are configured as DNS servers and host the Litware.com DNS zone.

Litware has finance, human resources, sales, research, and information technology departments.

Each department has an organizational unit (OU) that contains all the accounts of that respective department. All the user accounts have the department attribute set to their respective department.

New users are added frequently.

Litware.com contains a user named User1.

All the offices connect by using private links.

Litware has data centers in the Montreal and Seattle offices. Each data center has a firewall that can be configured as a VPN device.

All infrastructure servers are virtualized. The virtualization environment contains the servers in the following table.

Name	Role	Contains virtual machine
Server1	VMWare vCenter server	VM1
Server2	Hyper-V-host	VM2

Litware uses two web applications named App1 and App2. Each instance on each web application requires

1GB of memory.

The Azure subscription contains the resources in the following table.

Name	Type
VNet1	Virtual network
VM3	Virtual machine
VM4	Virtual machine

The network security team implements several network security groups (NSGs).

Planned Changes

Litware plans to implement the following changes:

- * Deploy Azure ExpressRoute to the Montreal office.



Migrate the virtual machines hosted on Server1 and Server2 to Azure.

- * Synchronize on-premises Active Directory to Azure Active Directory (Azure AD).
- * Migrate App1 and App2 to two Azure web apps named webApp1 and WebApp2.

Technical requirements

Litware must meet the following technical requirements:

- * Ensure that WebApp1 can adjust the number of instances automatically based on the load and can scale up to five instance*.
- * Ensure that VM3 can establish outbound connections over TCP port 8080 to the applications servers in the Montreal office.
- * Ensure that routing information is exchanged automatically between Azure and the routers in the Montreal office.
- * Enable Azure Multi-Factor Authentication (MFA) for the users in the finance department only.
- * Ensure that webapp2.azurewebsites.net can be accessed by using the name app2.Litware.com.
- * Connect the New Your office to VNet1 over the Internet by using an encrypted connection.
- * Create a workflow to send an email message when the settings of VM4 are modified.
- * Create a custom Azure role named Role1 that is based on the Reader role.

Minimize costs whenever possible.

103.NO.255 You need to the appropriate sizes for the Azure virtual for Server2.

What should you do? To answer, select the appropriate options in the answer area.

NOTE: Each correct selection is worth one point.


From the Azure portal:

	▼
Create an Azure Migrate project.	
Create a Recovery Services vault.	
Upload a management certificate.	
Create an Azure Import/Export job.	

On Server2:

	▼
Enable Hyper-V Replica.	
Install the Azure File Sync agent.	
Create a collector virtual machine.	
Configure Hyper-V storage migration.	
Install the Azure Site Recovery Provider.	

Answer:



From the Azure portal:

- Create an Azure Migrate project.
- Create a Recovery Services vault.
- Upload a management certificate.
- Create an Azure Import/Export job.

On Server2:

- Enable Hyper-V Replica.
- Install the Azure File Sync agent.
- Create a collector virtual machine.
- Configure Hyper-V storage migration.
- Install the Azure Site Recovery Provider.

Explanation:

Box 1: Create a Recovery Services vault

Create a Recovery Services vault on the Azure Portal.

Box 2: Install the Azure Site Recovery Provider

Azure Site Recovery can be used to manage migration of on-premises machines to Azure.

Scenario: Migrate the virtual machines hosted on Server1 and Server2 to Azure.

Server2 has the Hyper-V host role.

References:

<https://docs.microsoft.com/en-us/azure/site-recovery/migrate-tutorial-on-premises-azure>

103.NO.256 You need to implement Role1.

Which command should you run before you create Role1? To answer, select the appropriate options in the answer area.

NOTE: Each correct selection is worth one point.

Answer Area

- Find-RoleCapability
- Get-AzureADDirectoryRole
- Get-AzureRmRoleAssignment
- Get-AzureRmRoleDefinition

-Name "Reader" |

- ConvertFrom-Json
- ConvertFrom-String
- ConvertTo-Json
- ConvertTo-Xml

Answer:

- Find-RoleCapability
- Get-AzureADDirectoryRole
- Get-AzureRmRoleAssignment
- Get-AzureRmRoleDefinition

-Name "Reader" |

- ConvertFrom-Json
- ConvertFrom-String
- ConvertTo-Json
- ConvertTo-Xml



103.NO.257 You need to meet the technical requirement for VM4. What should you create and configure?

- A. an Azure Notification Hub
- B. an Azure Event Hub
- C. an Azure Logic App
- D. an Azure services Bus

Answer: B

Explanation

Scenario: Create a workflow to send an email message when the settings of VM4 are modified. You can start an automated logic app workflow when specific events happen in Azure resources or third-party resources. These resources can publish those events to an Azure event grid. In turn, the event grid pushes those events to subscribers that have queues, webhooks, or event hubs as endpoints. As a subscriber, your logic app can wait for those events from the event grid before running automated workflows to perform tasks - without you writing any code.

References:

<https://docs.microsoft.com/en-us/azure/event-grid/monitor-virtual-machine-changes-event-grid-logic-app>

103.NO.258 You need to recommend a solution to automate the configuration for the finance department users. The solution must meet the technical requirements.

What should you include in the recommended?

- A. Azure AP B2C
- B. Azure AD Identity Protection
- C. an Azure logic app and the Microsoft Identity Management (MIM) client
- D. dynamic groups and conditional access policies

Answer: D

Explanation

Scenario: Ensure Azure Multi-Factor Authentication (MFA) for the users in the finance department only.

The recommendation is to use conditional access policies that can then be targeted to groups of users, specific applications, or other conditions.


References:

<https://docs.microsoft.com/en-us/azure/active-directory/authentication/howto-mfa-userstates>
Overview

103.NO.259 You discover that VM3 does NOT meet the technical requirements. You need to verify whether the issue relates to the NSGs.

What should you use?

- A. Diagram in VNet1



the security recommendations in Azure Advisor

- C. Diagnostic settings in Azure Monitor
- D. Diagnose and solve problems in Traffic Manager Profiles
- E. IP flow verify in Azure Network Watcher

Answer: E

Explanation

Scenario: Litware must meet technical requirements including:

Ensure that VM3 can establish outbound connections over TCP port 8080 to the applications servers in the Montreal office.

IP flow verify checks if a packet is allowed or denied to or from a virtual machine. The information consists of direction, protocol, local IP, remote IP, local port, and remote port. If the packet is denied by a security group, the name of the rule that denied the packet is returned. While any source or destination IP can be chosen, IP flow verify helps administrators quickly diagnose connectivity issues from or to the internet and from or to the on-premises environment.

References:

<https://docs.microsoft.com/en-us/azure/network-watcher/network-watcher-ip-flow-verify-overview>

103.NO.260 You need to meet the connection requirements for the New York office. What should you do? To answer, select the appropriate options in the answer area. NOTE: Each correct selection is worth one point.

Answer Area

From the Azure portal:

- Create an ExpressRoute circuit only.
- Create a virtual network gateway only.
- Create a virtual network gateway and a local network gateway.
- Create an ExpressRoute circuit and an on-premises data gateway.
- Create a virtual network gateway and an on-premises data gateway.

In the New York office:

- Deploy ExpressRoute.
- Deploy a DirectAccess server.
- Implement a Web Application Proxy.
- Configure a site-to-site VPN connection.

Answer:



From the Azure portal:

- Create an ExpressRoute circuit only.
- Create a virtual network gateway only.
- Create a virtual network gateway and a local network gateway.
- Create an ExpressRoute circuit and an on-premises data gateway.
- Create a virtual network gateway and an on-premises data gateway.

In the New York office:

- Deploy ExpressRoute.
- Deploy a DirectAccess server.
- Implement a Web Application Proxy.
- Configure a site-to-site VPN connection.

Explanation:

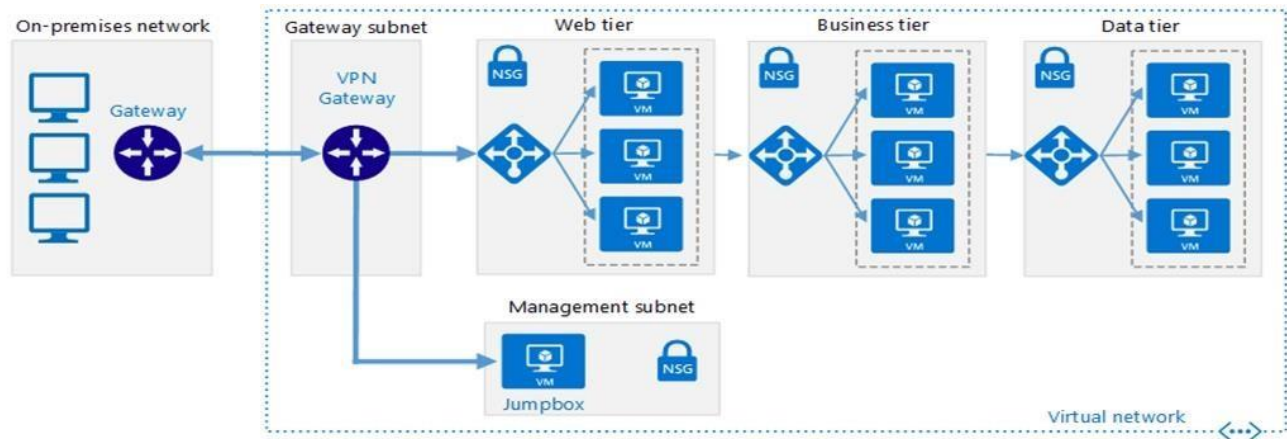
Box 1: Create a virtual network gateway and a local network gateway.


Azure VPN gateway. The VPN gateway service enables you to connect the VNet to the on-premises network through a VPN appliance. For more information, see Connect an on-premises network to a Microsoft Azure virtual network. The VPN gateway includes the following elements:

- * Virtual network gateway. A resource that provides a virtual VPN appliance for the VNet. It is responsible for routing traffic from the on-premises network to the VNet.
- * Local network gateway. An abstraction of the on-premises VPN appliance. Network traffic from the cloud application to the on-premises network is routed through this gateway.
- * Connection. The connection has properties that specify the connection type (IPSec) and the key shared with the on-premises VPN appliance to encrypt traffic.
- * Gateway subnet. The virtual network gateway is held in its own subnet, which is subject to various requirements, described in the Recommendations section below.

Box 2: Configure a site-to-site VPN connection

On premises create a site-to-site connection for the virtual network gateway and the local network gateway.





Scenario: Connect the New York office to VNet1 over the Internet by using an encrypted connection

=====
Topic 2, Humongous Insurance
=====

Overview

Existing Environment

Humongous Insurance is an insurance company that has three offices in Miami, Tokoyo, and Bankok. Each has 5000 users.

Active Directory Environment

Humongous Insurance has a single-domain Active Directory forest named humongousinsurance.com. The functional level of the forest is Windows Server 2012.

You recently provisioned an Azure Active Directory (Azure AD) tenant.

Network Infrastructure

Each office has a local data center that contains all the servers for that office. Each office has a dedicated connection to the Internet.

Each office has several link load balancers that provide access to the servers.

Active Directory Issue

Several users in humongousinsurance.com have UPNs that contain special characters.

You suspect that some of the characters are unsupported in Azure AD.

Licensing Issue

You attempt to assign a license in Azure to several users and receive the following error message:

"Licenses not assigned. License agreement failed for one user." You verify that the Azure subscription has the available licenses.

Requirements

Planned Changes

Humongous Insurance plans to open a new office in Paris. The Paris office will contain 1,000 users who will be hired during the next 12 months. All the resources used by the Paris office users will be hosted in Azure.

Planned Azure AD Infrastructure

The on-premises Active Directory domain will be synchronized to Azure AD.

All client computers in the Paris office will be joined to an Azure AD domain.

Planned Azure Networking Infrastructure

You plan to create the following networking resources in a resource group named All_Resources:

- * Default Azure system routes that will be the only routes used to route traffic
- * A virtual network named Paris-VNet that will contain two subnets named Subnet1 and Subnet2
- * A virtual network named ClientResources-VNet that will contain one subnet named ClientSubnet
- * A virtual network named AllOffices-VNet that will contain two subnets named Subnet3 and Subnet4

You plan to enable peering between Paris-VNet and AllOffices-VNet. You will enable the Use remote gateways setting for the Paris-VNet peerings.

You plan to create a private DNS zone named humongousinsurance.local and set the registration network to the ClientResources-VNet virtual network.

Planned Azure Computer Infrastructure

Each subnet will contain several virtual machines that will run either Windows Server 2012 R2, Windows Server 2016, or Red Hat Linux.

Department Requirements

Humongous Insurance identifies the following requirements for the company's departments:

- * Web administrators will deploy Azure web apps for the marketing department. Each web app will



are added to a separate resource group. The initial configuration of the web apps will be identical. The web administrators have permission to deploy web apps to resource groups.

* During the testing phase, auditors in the finance department must be able to review all Azure costs from the past week.

Authentication Requirements

Users in the Miami office must use Azure Active Directory Seamless Single Sign-on (Azure AD Seamless SSO) when accessing resources in Azure.

103.NO.261 You are evaluating the connectivity between the virtual machines after the planned implementation of the Azure networking infrastructure.

For each of the following statements, select Yes if the statement is true. Otherwise, select No.

Answer area:


Statements	Yes	No
The virtual machines on Subnet1 will be able to connect to the virtual machines on Subnet3.	<input type="radio"/>	<input type="radio"/>
The virtual machines on ClientSubnet will be able to connect to the Internet.	<input type="radio"/>	<input type="radio"/>
The virtual machines on Subnet3 and Subnet4 will be able to connect to the Internet.	<input type="radio"/>	<input type="radio"/>

Answer:

Statements	Yes	No
The virtual machines on Subnet1 will be able to connect to the virtual machines on Subnet3.	<input checked="" type="radio"/>	<input type="radio"/>
The virtual machines on ClientSubnet will be able to connect to the Internet.	<input type="radio"/>	<input type="radio"/>
The virtual machines on Subnet3 and Subnet4 will be able to connect to the Internet.	<input checked="" type="radio"/>	<input type="radio"/>

103.NO.262 You need to prepare the environment to meet the authentication requirements. Which two actions should you perform? Each correct answer presents part of the solution. NOTE: Each correct selection is worth one point.

- A. Allow inbound TCP port 8080 to the domain controllers in the Miami office.
- B. Add <http://autogon.microsoftazuread-ss.com> to the intranet zone of each client computer in the Miami office.



Join the client computers in the Miami office to Azure AD.

- D. Install the Active Directory Federation Services (AD FS) role on a domain controller in the Miami office.
- E. Install Azure AD Connect on a server in the Miami office and enable Pass-through Authentication.

Answer: B E

Explanation

B: You can gradually roll out Seamless SSO to your users. You start by adding the following Azure AD URL to all or selected users' Intranet zone settings by using Group Policy in Active Directory:

<https://autologon.microsoftazuread-ssocom>

E: Seamless SSO works with any method of cloud authentication - Password Hash Synchronization or Pass-through Authentication, and can be enabled via Azure AD Connect.

References:

<https://docs.microsoft.com/en-us/azure/active-directory/hybrid/how-to-connect-ssocom-quick-start>

103.NO.263 Which blade should you instruct the finance department auditors to use?

- A. invoices
- B. partner information
- C. cost analysis
- D. External services

Answer: A

103.NO.264 You need to resolve the licensing issue before you attempt to assign the license again. What should you do?

- A. From the Groups blade, invite the user accounts to a new group.
- B. From the Profile blade, modify the usage location.
- C. From the Directory role blade, modify the directory role.

Answer: A

Explanation

License cannot be assigned to a user without a usage location specified.

Scenario: Licensing Issue


You attempt to assign a license in Azure to several users and receive the following error message:

"Licenses not assigned. License agreement failed for one user." You verify that the Azure subscription has the available licenses.

103.NO.265 You need to define a custom domain name for Azure AD to support the planned infrastructure.

Which domain name should you use?

A. Join the client computers in the Miami office to Azure AD.



Add <http://autologon.microsoftazuread-sso.com> to the intranet zone of each client computer in the Miami office.

- C. Allow inbound TCP port 8080 to the domain controllers in the Miami office.
- D. Install Azure AD Connect on a server in the Miami office and enable Pass-through Authentication
- E. Install the Active Directory Federation Services (AD FS) role on a domain controller in the Miami office.

Answer: B D

Explanation

Every Azure AD directory comes with an initial domain name in the form of `domainname.onmicrosoft.com`.

The initial domain name cannot be changed or deleted, but you can add your corporate domain name to Azure AD as well. For example, your organization probably has other domain names used to do business and users who sign in using your corporate domain name. Adding custom domain names to Azure AD allows you to assign user names in the directory that are familiar to your users, such as 'alice@contoso.com.' instead of 'alice@domain name.onmicrosoft.com'.

Scenario:

Network Infrastructure: Each office has a local data center that contains all the servers for that office. Each office has a dedicated connection to the Internet.

Humongous Insurance has a single-domain Active Directory forest named `humongousinsurance.com`

Planned Azure AD Infrastructure: The on-premises Active Directory domain will be synchronized to Azure AD.

References: <https://docs.microsoft.com/en-us/azure/active-directory/fundamentals/add-custom-domain>

103.NO.266 You need to prepare the environment to meet the authentication requirements. Which two actions should you perform? Each correct answer presents part of the solution. NOTE Each correct selection is worth one point.

- A. Azure Active Directory (AD) Identity Protection and an Azure policy
- B. a Recovery Services vault and a backup policy
- C. an Azure Key Vault and an access policy
- D. an Azure Storage account and an access policy


Answer: B D

Explanation

103.NO.267 You are evaluating the name resolution for the virtual machines after the planned implementation of the Azure networking infrastructure.

For each of the following statements, select Yes if the statement is true. Otherwise, select No.

Answer area:



Statements	Yes	No
The virtual machines on Subnet1 will be able to resolve the hosts in the humongousinsurance.local zone.	<input type="radio"/>	<input type="radio"/>
The virtual machines on ClientSubnet will be able to register the hostname records in the humongousinsurance.local zone.	<input type="radio"/>	<input type="radio"/>
The virtual machines on Subnet4 will be able to register the hostname records in the humongousinsurance.local zone.	<input type="radio"/>	<input type="radio"/>

Answer:

Statements	Yes	No
The virtual machines on Subnet1 will be able to resolve the hosts in the humongousinsurance.local zone.	<input checked="" type="radio"/>	<input type="radio"/>
The virtual machines on ClientSubnet will be able to register the hostname records in the humongousinsurance.local zone.	<input checked="" type="radio"/>	<input type="radio"/>
The virtual machines on Subnet4 will be able to register the hostname records in the humongousinsurance.local zone.	<input type="radio"/>	<input checked="" type="radio"/>

103.NO.268 You need to resolve the Active Directory issue. What should you do?

- A. From Active Directory Users and Computers, select the user accounts, and then modify the User Principal Name value.
- B. Run idfix.exe, and then use the Edit action.
- C. From Active Directory Domains and Trusts, modify the list of UPN suffixes.
- D. From Azure AD Connect, modify the outbound synchronization rule.

Answer: B

Explanation

IdFix is used to perform discovery and remediation of identity objects and their attributes in an on-premises Active Directory environment in preparation for migration to Azure Active Directory. IdFix is intended for the Active Directory administrators responsible for directory synchronization with Azure Active Directory.


Scenario: Active Directory Issue

Several users in humongousinsurance.com have UPNs that contain special characters. You suspect that some of the characters are unsupported in Azure AD.

References: <https://www.microsoft.com/en-us/download/details.aspx?id=36832>

103.NO.269 You need to define a custom domain name for Azure AD to support the planned infrastructure.

Which domain name should you use?



- A. ad.humongousinsurance.com
- B. humongousinsurance.onmicrosoft.com
- C. humongousinsurance.local
- D. humongousinsurance.com

Answer: D

Explanation

Every Azure AD directory comes with an initial domain name in the form of domainname.onmicrosoft.com.

The initial domain name cannot be changed or deleted, but you can add your corporate domain name to Azure AD as well. For example, your organization probably has other domain names used to do business and users who sign in using your corporate domain name. Adding custom domain names to Azure AD allows you to assign user names in the directory that are familiar to your users, such as 'alice@contoso.com.' instead of 'alice@domain name.onmicrosoft.com'.

Scenario:

Network Infrastructure: Each office has a local data center that contains all the servers for that office. Each office has a dedicated connection to the Internet.

Humongous Insurance has a single-domain Active Directory forest named humongousinsurance.com

Planned Azure AD Infrastructure: The on-premises Active Directory domain will be synchronized to Azure AD.

References: <https://docs.microsoft.com/en-us/azure/active-directory/fundamentals/add-custom-domain>

103.NO.270 You need to prepare the environment to ensure that the web administrators can deploy the web apps as quickly as possible.

Which three actions should you perform in sequence? To answer, move the appropriate actions from the list of actions to the answer area and arrange them in the correct order.

Actions

Answer Area

From the Templates service, select the template, and then share the template to the web administrators.

Create a resource group, and then deploy a web app to the resource group.


From the Automation script blade of the resource group, click the **Parameters** tab.

From the Automation script blade of the resource group, click **Deploy**.

From the Automation Accounts service, add an automation account.

From the Automation script blade of the resource group, click **Add to library**.





Answer:

Answer:

Actions

- From the Templates service, select the template, and then share the template to the web administrators.
- Create a resource group, and then deploy a web app to the resource group.
- From the Automation script blade of the resource group, click the **Parameters** tab.
- From the Automation script blade of the resource group, click **Deploy**.
- From the Automation Accounts service, add an automation account.
- From the Automation script blade of the resource group, click **Add to library**.

Answer Area

From the Automation Accounts service, add an automation account.

➔
➔

From the Automation script blade of the resource group, click **Deploy**.

⬆
⬇

From the Templates service, select the template, and then share the template to the web administrators.

Explanation

Step 1:

First you create a storage account using the Azure portal.

Step 2:

Select Automation options at the bottom of the screen. The portal shows the template on the Template tab.

Deploy: Deploy the Azure storage account to Azure.

Step 3:

Share the template.

Scenario: Web administrators will deploy Azure web apps for the marketing department. Each web app will be added to a separate resource group. The initial configuration of the web apps will be identical. The web administrators have permission to deploy web apps to resource groups.

References:

<https://docs.microsoft.com/en-us/azure/azure-resource-manager/resource-manager-quickstart-create-templates-us>

103.NO.271 Which blade should you instruct the finance department auditors to use?

- A.** Partner information
- B.** Overview
- C.** Payment methods
- D.** Invoices

Answer: D

Explanation



You can opt in and configure additional recipients to receive your Azure invoice in an email. This feature may not be available for certain subscriptions such as support offers, Enterprise Agreements, or Azure in Open.

- * Select your subscription from the Subscriptions page. Opt-in for each subscription you own. Click Invoices then Email my invoice.

- * Click Opt in and accept the terms.

Scenario: During the testing phase, auditors in the finance department must be able to review all Azure costs from the past week.

References: <https://docs.microsoft.com/en-us/azure/billing/billing-download-azure-invoice-daily-usage-date>

=====

Topic 3, Contoso Ltd

=====

Overview

Contoso, Ltd. is a manufacturing company that has offices worldwide. Contoso works with partner organizations to bring products to market.

Contoso products are manufactured by using blueprint files that the company authors and maintains.

Existing Environment

Currently, Contoso uses multiple types of servers for business operations, including the following:

- * File servers
- * Domain controllers
- * Microsoft SQL Server servers

Your network contains an Active Directory forest named contoso.com. All servers and client computers are joined to Active Directory.

You have a public-facing application named App1. App1 is comprised of the following three tiers:

- * A SQL database
- * A web front end
- * A processing middle tier

Each tier is comprised of five virtual machines. Users access the web front end by using HTTPS only.

Requirements

Planned Changes

Contoso plans to implement the following changes to the infrastructure:

Move all the tiers of App1 to Azure.

Move the existing product blueprint files to Azure Blob storage.


Create a hybrid directory to support an upcoming Microsoft Office 365 migration project.

Technical Requirements

Contoso must meet the following technical requirements:

- * Move all the virtual machines for App1 to Azure.
- * Minimize the number of open ports between the App1 tiers.
- * Ensure that all the virtual machines for App1 are protected by backups.
- * Copy the blueprint files to Azure over the Internet.
- * Ensure that the blueprint files are stored in the archive storage tier.
- * Ensure that partner access to the blueprint files is secured and temporary.
- * Prevent user passwords or hashes of passwords from being stored in Azure.
- * Use unmanaged standard storage for the hard disks of the virtual machines.
- * Ensure that when users join devices to Azure Active Directory (Azure AD), the users use a mobile phone to verify their identity.

Minimize administrative effort whenever possible.



User Requirements

Contoso identifies the following requirements for users:

- * Ensure that only users who are part of a group named Pilot can join devices to Azure AD.
- * Designate a new user named Admin1 as the service administrator of the Azure subscription.
- * Admin1 must receive email alerts regarding service outages.
- * Ensure that a new user named User3 can create network objects for the Azure subscription.

103.NO.272 You need to identify the storage requirements for Contoso.

For each of the following statements, select Yes if the statement is true. Otherwise, select No.

NOTE: Each correct selection is worth one point.

(question belongs to scenario)

Statements	Yes	No
Contoso requires a storage account that supports Blob storage.	<input type="radio"/>	<input type="radio"/>
Contoso requires a storage account that supports Azure Table storage.	<input type="radio"/>	<input type="radio"/>
Contoso requires a storage account that supports Azure File Storage.	<input type="radio"/>	<input type="radio"/>

Answer:

Statements	Yes	No
Contoso requires a storage account that supports Blob storage.	<input checked="" type="radio"/>	<input type="radio"/>
Contoso requires a storage account that supports Azure Table storage.	<input type="radio"/>	<input checked="" type="radio"/>
Contoso requires a storage account that supports Azure File Storage.	<input type="radio"/>	<input checked="" type="radio"/>

Explanation

Box 1: Yes

Contoso is moving the existing product blueprint files to Azure Blob storage.


Use unmanaged standard storage for the hard disks of the virtual machines. We use Page Blobs for these.

Box 2: No

Box 3: No

103.NO.273 You need to recommend an identify solution that meets the technical requirements. What should you recommend?

- A. federated single-on (SSO) and Active Directory Federation Services (AD FS)
- B. password hash synchronization and single sign-on (SSO)



cloud-only user accounts

D. Pass-through Authentication and single sign-on (SSO)

Answer: A

Explanation

Active Directory Federation Services is a feature and web service in the Windows Server Operating System that allows sharing of identity information outside a company's network.

Scenario: Technical Requirements include:

Prevent user passwords or hashes of passwords from being stored in Azure. References:

<https://www.sherweb.com/blog/active-directory-federation-services/>

103.NO.274 You need to meet the user requirement for Admin1. What should you do?

- A. From the Subscriptions blade, select the subscription, and then modify the Properties.
- B. From the Subscriptions blade, select the subscription, and then modify the Access control (IAM) settings.
- C. From the Azure Active Directory blade, modify the Properties.
- D. From the Azure Active Directory blade, modify the Groups.

Answer: A

Explanation

Change the Service administrator for an Azure subscription

* Sign in to Account Center as the Account administrator.

* Select a subscription.

* On the right side, select Edit subscription details.

Scenario: Designate a new user named Admin1 as the service administrator of the Azure subscription

.

References:

<https://docs.microsoft.com/en-us/azure/billing/billing-add-change-azure-subscription-administrator>

103.NO.275 You are planning the move of App1 to Azure. You create a network security group (NSG).

You need to recommend a solution to provide users with access to App1.

What should you recommend?

- A. Create an outgoing security rule for port 443 from the Internet. Associate the NSG to all the subnets.
- B. Create an incoming security rule for port 443 from the Internet. Associate the NSG to all the subnets.
- C. Create an incoming security rule for port 443 from the Internet. Associate the NSG to the subnet that contains the web servers.
- D. Create an outgoing security rule for port 443 from the Internet. Associate the NSG to the subnet that contains the web servers.

Answer: C

Explanation



App1 is public-facing we need an incoming security rule, related to the access of the web servers.
Scenario: You have a public-facing application named App1. App1 is comprised of the following three tiers: a SQL database, a web front end, and a processing middle tier.
Each tier is comprised of five virtual machines. Users access the web front end by using HTTPS only.

103.NO.276 You need to move the blueprint files to Azure. What should you do?

- A. Generate a shared access signature (SAS). Map a drive, and then copy the files by using File Explorer.
- B. Use the Azure Import/Export service.
- C. Generate an access key. Map a drive, and then copy the files by using File Explorer.
- D. Use Azure Storage Explorer to copy the files.

Answer: D

Explanation

Azure Storage Explorer is a free tool from Microsoft that allows you to work with Azure Storage data on Windows, macOS, and Linux. You can use it to upload and download data from Azure blob storage.

Scenario:

Planned Changes include: move the existing product blueprint files to Azure Blob storage.


Technical Requirements include: Copy the blueprint files to Azure over the Internet.

References:

<https://docs.microsoft.com/en-us/azure/machine-learning/team-data-science-process/move-data-to-azure-blob-us>

103.NO.277 You need to configure the Device settings to meet the technical requirements and the user requirements.

Which two settings should you modify? To answer, select the appropriate settings in the answer area.



Answer Area

Save Discard

Users may join devices to Azure AD ⓘ

All

Selected

None

Selected

No member selected

Additional local administrators on Azure AD joined devices ⓘ

Selected

None

Selected

No member selected

Users may register their devices with Azure AD ⓘ

All

None

Require Multi-Factor Auth to join devices ⓘ

Yes

No

Maximum number of devices per user ⓘ

50

Users may sync settings and app data across devices ⓘ

All


Selected

None

Selected

No member selected

Answer:



Save Discard

Users may join devices to Azure AD **All Selected None**

Selected
No member selected

Additional local administrators on Azure AD joined devices **Selected None**

Selected
No member selected

Users may register their devices with Azure AD **All None**

Require Multi-Factor Auth to join devices **Yes No**

Maximum number of devices per user 50

Users may sync settings and app data across devices **All Selected None**

Box 1: Selected
Only selected users should be able to join devices
Box 2: Yes
Require Multi-Factor Auth to join devices.

From scenario:
* Ensure that only users who are part of a group named Pilot can join devices to Azure AD
Ensure that when users join devices to Azure Active Directory (Azure AD), the users use a mobile phone to verify their identity.

103.NO.278 You need to recommend a solution for App1. The solution must meet the technical requirements. What should you include in the recommendation? To answer, select the appropriate options in the answer area.

NOTE: Each correct selection is worth one point.



Number of virtual networks:

	▼
1	
2	
3	

Number of subnets:

	▼
1	
2	
3	

Answer:

Number of virtual networks:

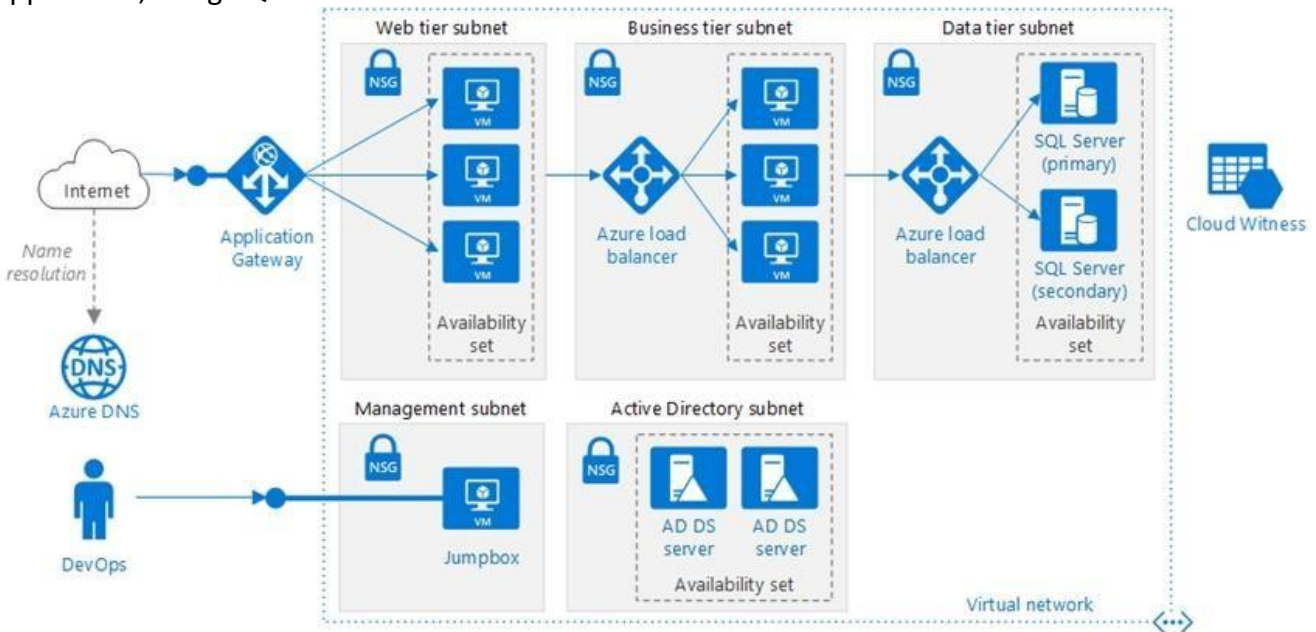
	▼
1	
2	
3	

Number of subnets:

	▼
1	
2	
3	

Explanation:

This reference architecture shows how to deploy VMs and a virtual network configured for an N-tier application, using SQL Server on Windows for the data tier.



Scenario: You have a public-facing application named App1. App1 is comprised of the following three tiers:

- * A SQL database
- * A web front end
- * A processing middle tier

Each tier is comprised of five virtual machines. Users access the web front end by using HTTPS only.

- * Technical requirements include:
- * Move all the virtual machines for App1 to Azure.
- * Minimize the number of open ports between the App1 tiers.

References: <https://docs.microsoft.com/en-us/azure/architecture/reference-architectures/n-tier/n-tier-sql-server>

103.NO.279 You need to implement a backup solution for App1 after the application is moved. What should you create first?

- A. a recovery plan
- B. an Azure Backup Server
- C. a backup policy
- D. a Recovery Services vault

Answer: D

Explanation


A Recovery Services vault is a logical container that stores the backup data for each protected resource, such as Azure VMs. When the backup job for a protected resource runs, it creates a recovery point inside the Recovery Services vault.

Scenario:

There are three application tiers, each with five virtual machines.

Move all the virtual machines for App1 to Azure.

Ensure that all the virtual machines for App1 are protected by backups.



References: <https://docs.microsoft.com/en-us/azure/backup/quick-backup-vm-portal>

=====
Topic 4, A Datum Corporation
=====

Overview

ADatum Corporation is a financial company that has two main offices in New York and Los Angeles. ADatum has a subsidiary named Fabrikam, Inc. that shares the Los Angeles office. ADatum is conducting an initial deployment of Azure services to host new line-of-business applications and is preparing to migrate its existing on-premises workloads to Azure. ADatum uses Microsoft Exchange Online for email.

On-Premises Environment

The on-premises workloads run on virtual machines hosted in a VMware vSphere 6 infrastructure. All the virtual machines are members of an Active Directory forest named adatum.com and run Windows Server 2016.

The New York office an IP address of 10.0.0.0/16. The Los Angeles office uses an IP address space of 10.10.0.0/16.

The offices connect by using a VPN provided by an ISP. Each office has one Azure ExpressRoute circuit that provides access to Azure services and Microsoft Online Services. Routing is implemented by using Microsoft peering.

The New York office has a virtual machine named VM1 that has the vSphere console installed.

Azure Environment

You provision the Azure infrastructure by using the Azure portal. The infrastructure contains the resources shown in the following table.

Name	Type	Azure region
ASRV1	Azure Site Recovery vault	East US
ASRV2	Azure Site Recovery vault	West US
ASE1	Azure App Service Environment	East US
AG1	Azure Application Gateway (internal)	East US
AG2	Azure Application gateway (Internet-facing)	West US
ER1	ExpressRoute circuit	East US
ER2	ExpressRoute circuit	West US

AG1 has two backend pools named Pool11 and Pool12. AG2 has two backend pools named Pool21 and Pool22.

Planned Changes

ADatum plans to migrate the virtual machines from the New York office to the East US Azure region by using Azure Site Recovery.

Infrastructure Requirements

ADatum identifies the following infrastructure requirements:

- * A new web app named App1 that will access third-parties for credit card processing must be deployed.
- * A newly developed API must be implemented as an Azure function named App2. App2 will use a blob storage trigger. App2 must process new blobs immediately.
- * The Azure infrastructure and the on-premises infrastructure and the on-premises infrastructure must be prepared for the migration of the VMware virtual machines to Azure.
- * The sizes of the Azure virtual machines that will be used to migrate the on-premises workloads must be identified.
- * All migrated and newly deployed Azure virtual machines must be joined to the adatum.com



nain.

- * AG1 must load balance incoming traffic in the following manner:
- * http://corporate.adatum.com/video/* will be load balanced across Pool11.
- * http://corporate.adatum.com/images/* will be load balanced across Pool12.
- * AG2 must load balance incoming traffic in the following manner:
- * http://www.adatum.com will be load balanced across Pool21.
- * http://www.fabrikam.com will be load balanced across Pool22.
- * ER1 must route traffic between the New York office and the platform as a service (PaaS) services in the East US Azure region, as long as ER1 is available.
- * ER2 must route traffic between the Los Angeles office and the PaaS services in the West US region, as long as ER2 is available.
- * ER1 and ER2 must be configured to fail over automatically.

Application Requirements

App2 must be able to connect directly to the private IP addresses of the Azure virtual machines. App2 will be deployed directly to an Azure virtual network.

Inbound and outbound communications to App1 must be controlled by using NSGs.

Pricing Requirements

ADatum identifies the following pricing requirements:

- * The cost of App1 and App2 must be minimized.
- * The transactional charges of Azure Storage account must be minimized.

103.NO.280 You need to provision the resources in Azure to support the virtual machine that will be migrated from the New York office.

What should you include in the solution? To answer, select the appropriate options in the answer area.

NOTE: Each correct selection is worth one point.

Answer Area:


IP address space of the virtual network:

<input type="text"/>
<input type="checkbox"/> 10.0.0.0/16
<input type="checkbox"/> 10.10.0.0/16
<input type="checkbox"/> 10.20.0.0/16

Storage account kind:

<input type="text"/>
<input type="checkbox"/> Blob storage
<input type="checkbox"/> Storage (general purpose v1)
<input type="checkbox"/> StorageV2 (general purpose v2)

Answer:



address space of the virtual network:

10.0.0.0/16
10.10.0.0/16
10.20.0.0/16

Storage account kind:

Blob storage
Storage (general purpose v1)
StorageV2 (general purpose v2)

Explanation:

Box 1: 10.20.0.0/16

Scenario: The New York office an IP address of 10.0.0.0/16. The Los Angeles office uses an IP address space of 10.10.0.0/16.

Box 2: Storage (general purpose v1)

Scenario: The New York office has a virtual machine named VM1 that has the vSphere console installed.

103.NO.281 You need to recommend an environment for the deployment of App1. What should you recommend?

- A. a new App Service plan that uses the P3v2 pricing tier
- B. ASE1 and an App Service plan that uses the I1 pricing tier
- C. ASE1 and an App Service plan that uses the I3 pricing tier
- D. a new App Service plan that uses the S1 pricing tier

Answer: B

References:

<https://docs.microsoft.com/en-us/azure/app-service/environment/app-service-app-serviceenvironment-control-inbound-traffic>

103.NO.282 What should you create to configure AG2?

- A. multi-site listeners
- B. basic listeners
- C. URL path-based routing rules
- D. basic routing rules
- E. an additional public IP address

Answer: A

Explanation:

* AG2 must load balance incoming traffic in the following manner:

- <http://www.adatum.com> will be load balanced across Pool21.
- <http://fabrikam.com> will be load balanced across Pool22.

You need to configure an Azure Application Gateway with multi-site listeners to direct different URLs to different pools.



5.NO.283 You need to implement App2 to meet the application? To answer, select the appropriate options in the answer area.

NOTE: Each correct selection is worth one point.

App Service plan pricing tier:

Isolated
Shared
Standard

Enabled feature:

Always On
Auto Swap
Web Sockets

Answer:

App Service plan pricing tier:

Isolated
Shared
Standard

Enabled feature:

Always On
Auto Swap
Web Sockets

Explanation:

Box 1: Standard

Not Shared: A Shared plan does not support Always on.

Box 2: Always on

If your function app is on the Consumption plan, there can be up to a 10-minute delay in processing new blobs if a function app has gone idle. To avoid this cold-start delay, you can switch to an App Service plan with Always On enabled, or use a different trigger type.


Scenario: A newly developed API must be implemented as an Azure function named App2. App2 will use a blob storage trigger. App2 must process new blobs immediately.

App2 must be able to connect directly to the private IP addresses of the Azure virtual machines. App2 will be deployed directly to an Azure virtual network.

The cost of App1 and App2 must be minimized.

References:

<https://docs.microsoft.com/en-us/azure/azure-functions/functions-bindings-storage-blob>



https://azure.microsoft.com/en-us/pricing/details/app-service/plans/

103.NO.284 You need to configure the Azure ExpressRoute circuits.

How should you configure Azure ExpressRoute routing? To answer, drag the appropriate configurations to the correct locations. Each configuration may be used once, more than once, or not at all. You may need to drag the split bar between panes or scroll to view content.

NOTE: Each correct selection is worth one point.

Answer Area:

Configurations

- Use BGP communities to configure BGP's Local Preference.
- Use BGP to append the private AS numbers to the advertised prefixes.
- Use BGP to append the public AS numbers to the advertised prefixes.

Answer Area

- Routing from ADatum to Azure: **Configuration**
- Routing from Microsoft Online Services to Adatum: **Configuration**

Answer:

Configurations

- Use BGP communities to configure BGP's Local Preference.
- Use BGP to append the private AS numbers to the advertised prefixes.
- Use BGP to append the public AS numbers to the advertised prefixes.

Answer Area

- Routing from ADatum to Azure: Use BGP to append the private AS numbers to the advertised prefixes.
- Routing from Microsoft Online Services to Adatum: Use BGP communities to configure BGP's Local Preference.

103.NO.285 You need to identify the appropriate sizes for the Azure virtual machines.

Which five actions should you perform in sequence? To answer, move the appropriate actions from the list of actions to the answer area and arrange them in the correct order.

Answer Area:


Actions

- From VM1, connect to the collector virtual machine and run the Azure Migrate Collector.
- From VM1, connect to the collector virtual machine and run the Azure Site recovery deployment planner.
- From Microsoft Download Center, download the Azure Site Recovery deployment planner.
- From the Azure portal, create an Azure Migrate assessment.
- From VM1, run the Deploy OVF Template wizard.
- From the Azure portal, create an Azure Migrate project.
- From the Azure portal, download an OVA file.

Answer Area

-
-
-
-
-

Answer:



Actions

- From VM1, connect to the collector virtual machine and run the Azure Migrate Collector.
- From VM1, connect to the collector virtual machine and run the Azure Site recovery deployment planner.
- From Microsoft Download Center, download the Azure Site Recovery deployment planner.
- From the Azure portal, create an Azure Migrate assessment.
- From VM1, run the Deploy OVF Template wizard.
- From the Azure portal, create an Azure Migrate project.
- From the Azure portal, download an OVA file.

Answer Area

- From the Azure portal, create an Azure Migrate project.
- From the Azure portal, download an OVA file.
- From VM1, run the Deploy OVF Template wizard.
- From VM1, connect to the collector virtual machine and run the Azure Migrate Collector.
- From the Azure portal, create an Azure Migrate assessment.

Explanation:

References:

<https://docs.microsoft.com/en-us/azure/migrate/tutorial-assessment-vmware>

103.NO.286 You need to configure AG1.

What should you create?

- A. a multi-site listener
- B. a URL path-based routing rule
- C. a basic listener
- D. a basic routing rule

Answer: B

Explanation:


References:

<https://docs.microsoft.com/en-us/azure/application-gateway/application-gateway-create-url-routeportal>

103.NO.287 You need to prepare the New York office infrastructure for the migration of the on-premises virtual machines to Azure.

Which four actions you perform in sequence? To answer, move the appropriate actions from the list of actions to the answer area and arrange them in the correct order.

Answer Area:



Actions

Answer Area

- From VM1, connect to the collector virtual machine.
- From VM1, deploy a virtual machine.
- From VM1, register the configuration server.
- From the Azure portal, downloaded the OVF file.
- From the ASRV1 blade in the Azure portal, select a protection goal.

Empty answer boxes for the actions above.



Answer:

Actions

Answer Area

- From VM1, connect to the collector virtual machine.
- From VM1, deploy a virtual machine.
- From VM1, register the configuration server.
- From the Azure portal, downloaded the OVF file.
- From the ASRV1 blade in the Azure portal, select a protection goal.

- From the Azure portal, downloaded the OVF file.
- From VM1, connect to the collector virtual machine.
- From the ASRV1 blade in the Azure portal, select a protection goal.
- From VM1, register the configuration server.



Explanation:
Box 1:



From the Azure portal, download the OVF file.

* In the vCenter Server, import the Collector appliance as a virtual machine using the Deploy OVF Template wizard.

* In vSphere Client console, click File > Deploy OVF Template.

* In the Deploy OVF Template Wizard > Source, specify the location for the .ovf file.

Box 2: From VM1, connect to the collector virtual machine

After you've created the Collector virtual machine, connect to it and run the Collector.

Box 3: From the ASRV1 blade in the Azure portal, select a protection goal.

Box 4: From VM1, register the configuration server.

Register the configuration server in the vault

Scenario: The Azure infrastructure and the on-premises infrastructure and the on-premises infrastructure must be prepared for the migration of the VMware virtual machines to Azure.

References:

Migrate Your Virtual Machines to Microsoft Azure, Includes guidance for optional data migration, Proof of Concept guide, September 2017

<https://azuremigrate.blob.core.windows.net/publicpreview/Azure%20Migrate%20-%20Preview%20User%20Guide.pdf>

103.DuplicateQ.NO.288 You need to implement App2 to meet the application requirements.

What should you include in the implementation? To answer, select the appropriate options in the answer area.

NOTE: Each correct selection is worth one point.

Answer Area:


App Service plan pricing tier:

	▼
Isolated	
Shared	
Standard	

Enabled feature:

	▼
Always on	
Auto Swap	
Web Sockets	

Answer:



App Service plan pricing tier:

▼
Isolated
Shared
Standard

Enabled feature:

▼
Always on
Auto Swap
Web Sockets

Explanation:

- * A newly developed API must be implemented as an Azure function named App2. App2 will use a blob storage trigger. App2 must process new blobs immediately.
- * This requires "Always On".
- * The cost of App1 and App2 must be minimized
- * The Standard pricing tier is the cheapest tier that supports Always On.

Share your feedback on our group....