



Networkforyou

Subscribe to our
You Tube Channel



Networkforyou



**Welcome
To
Network for you
Inter-Vlan Routing**



Email us:
networkforyou4@gmail.com

1 of 5

WhatsApp Us : +918143809578



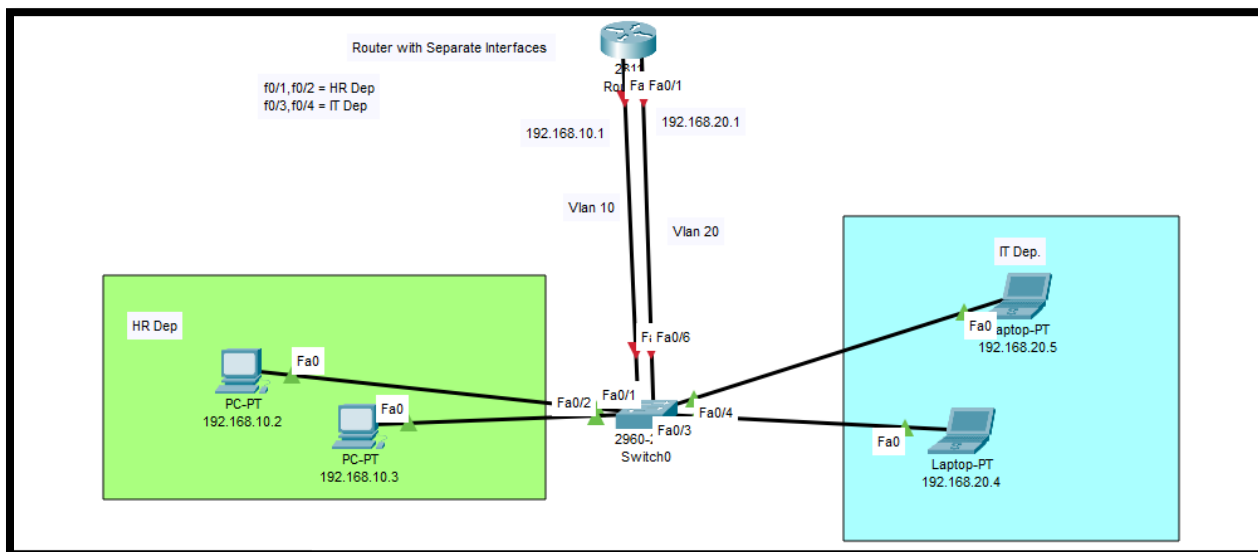
VLAN as we know different VLAN cannot communicate but with the help of Inter VLAN we can make communication between different VLAN.

Inter VLAN routing as a process of forwarding network traffic from one VLAN to another VLAN using a router or Layer 3 device.

We can use 3 different options for Inter VLAN Routing method

1. Router with Separate Interfaces
2. Router on a Stick
3. Layer 3 Switch (SVI)

Router with Separate Interfaces:



SW1 Configuration:	R1 Configuration:
<pre> en config t hostname SW1 vlan 10 name HR vlan 20 name IT </pre>	<pre> en config t hostname R1 int f0/0 ip add 192.168.10.1 255.255.255.0 no sh </pre>

Email us:
networkforyou4@gmail.com



```
int range f0/1-2
switchport access vlan 10
switchport mode access
```

```
int f0/5
```

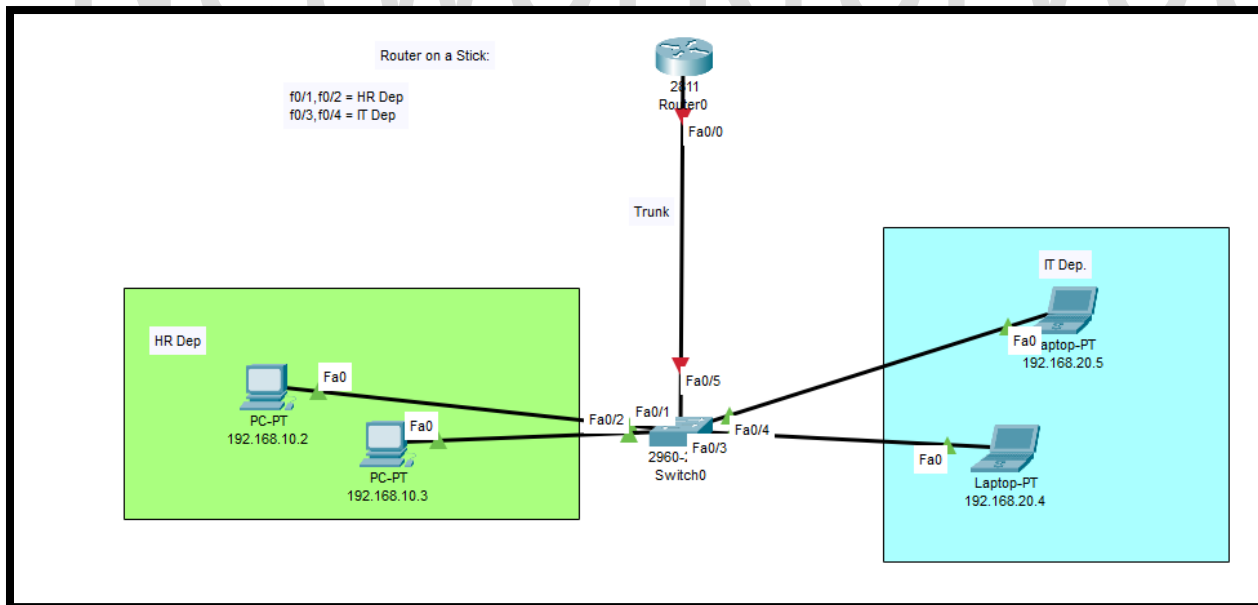
```
switchport access vlan 10
switchport mode access
```

```
int range f0/3-4
switchport access vlan 20
switchport mode access
```

```
int f0/6
switchport access vlan 20
switchport mode access
```

```
int f0/1
ip add 192.168.20.1 255.255.255.0
no sh
```

Router on a Stick:



Email us:
networkforyou4@gmail.com

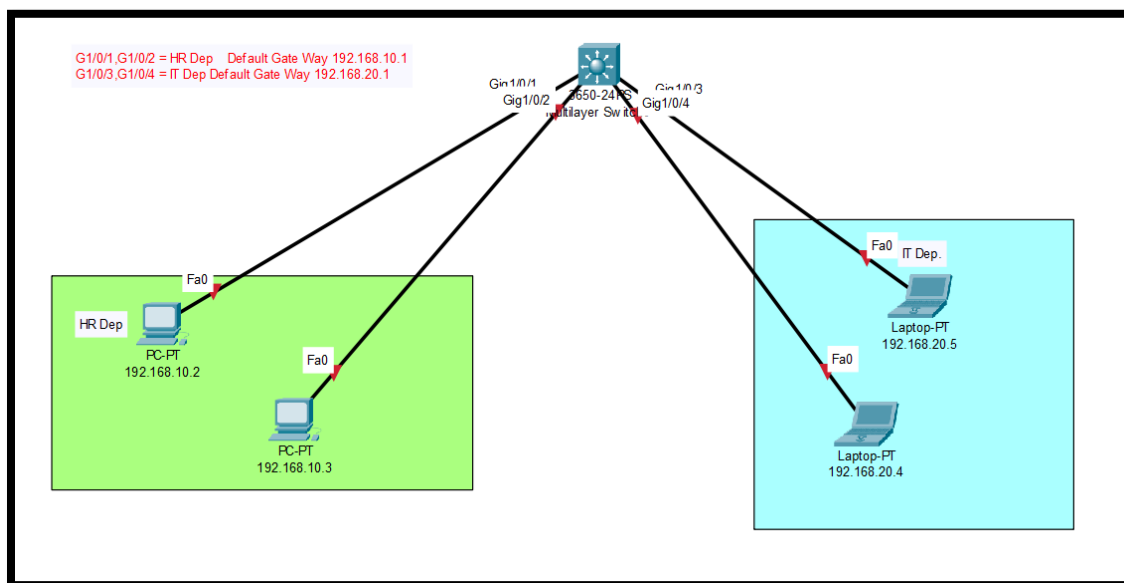
3 of 5

WhatsApp Us : +918143809578



SW1 Configuration:	R1 Configuraiton:
<pre>en config t hostname SW1 vlan 10 name HR vlan 20 name IT int range f0/1-2 switchport access vlan 10 switchport mode access int range f0/3-4 switchport access vlan 20 switchport mode access int f0/5 switchport mode trunk</pre>	<pre>en config t hostname R1 int f0/0 no sh int f0/0.1 encapsulation dot1q 10 ip add 192.168.10.1 255.255.255.0 int f0/0.2 encapsulation dot1q 20 ip add 192.168.20.1 255.255.255.0</pre>

Layer 3 Switch (SVI):



Email us:
networkforyou4@gmail.com

4 of 5

WhatsApp Us : +918143809578



Basic Configuration on Layer 3 Switch	Switch Virtual Interface Configuration:
<pre>en config t hostname Multi_Switch vlan 10 name HR vlan 20 name IT int range g1/0/1-2 switchport access vlan 10 switchport mode access int range g1/0/3-4 switchport access vlan 20 switchport mode access</pre>	<pre>Ip routing ----- This is use to enable Routing in L3 switch int vlan 10 ip add 192.168.10.1 255.255.255.0 no sh int vlan 20 ip add 192.168.20.1 255.255.255.0 no sh</pre>

NetworkforYou

Email us:
networkforyou4@gmail.com

5 of 5

WhatsApp Us : +918143809578